

CLVTL Series Vapor Tight Luminaire

Project:	
Type:	
Catalog #:	



STANDARD



The CLVTL series is a group of surface-mounted LED luminaires, which are designed to prevent the intrusion of moisture and dust. The CLVTL provides general ambient lighting in commercial and industrial settings, and is the perfect choice for both new construction and retrofits. This high-efficacy luminaire provides long-life and uniform illumination, as well as standard 0-10vdc dimming capability.

FEATURES

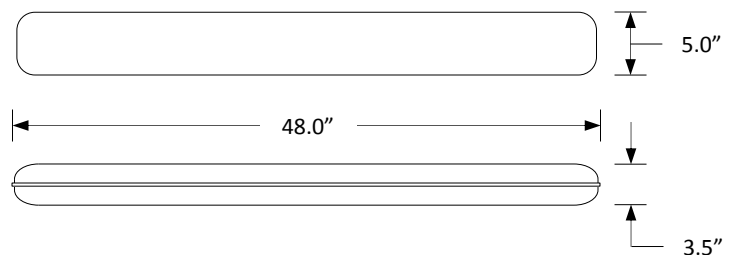
- Available in 3500k, 4000k, and 5000k color temperatures.*
- Long-life LEDs provide at least 51,000 hours of operation with at least 70% of initial lumen output (L_{70}).**
- CLVTL-40 provides 4,551 luminaire lumens (103 lumens per watt, LPW).
- CLVTL-52 provides 5,307 luminaire lumens (100 LPW).
- Uniform illumination with no visible LED pixelation.
- Universal 120-277 AC voltage (50-60Hz) is standard.
- 0-10vdc dimming capability is standard.
- Power factor > 0.95.
- Total harmonic distortion < 10%.
- Color rendering index > 80.
- ABS (acrylonitrile butadiene styrene) housing and polycarbonate lens. Stainless steel mounting bracket.
- Easy installation in new construction or retrofit.

* Contact factory for other color temperatures and lumen packages.
** L_{70} hours are IES TM-21-11 calculated hours.

WARRANTY & LISTINGS

- ETL approved for wet locations and to relevant U.L. standards (-30° C to 50° C / -22° F to 122° F).
- IP65 rated.
- DLC approved.
- Complies with FCC Part 15, Class A.
- Complies with IEEE C.62.41-1991, Class A input transient surge protection (2.5kV).
- Complies with IEC 61000-4-2 level 2 (4kV) electrostatic discharge (ESD).
- 5-year warranty of all electronics and housing.

DIMENSIONS



ORDERING INFORMATION

Model	Color Temperature	Luminaire Lumens	Luminaire Watts	Lumens / Watt
CLVTL-4035	3500k	4,551	44	103
CLVTL-4040	4000k			
CLVTL-4050	5000k			
CLVTL-5235	3500k	5,307	53	100
CLVTL-5240	4000k			
CLVTL-5250	5000k			

ELECTRICAL

Model	Color Temperature	CRI ¹	Luminaire Lumens	Luminaire Watts	Lumens Per Watt	Input Voltage	Input Current (A)			Power Factor	THD ²	L ₇₀ Hours
							120V	240V	277V			
CLVTL-4035	3500k	> 80	4,551	44	103	120-277	0.37	0.18	0.16	> 95%	< 10%	52,000
CLVTL-4040	4000k	> 80	4,551	44	103	120-277	0.37	0.18	0.16	> 95%	< 10%	52,000
CLVTL-4050	5000k	> 80	4,551	44	103	120-277	0.37	0.18	0.16	> 95%	< 10%	52,000
CLVTL-5235	3500k	> 80	5,307	53	100	120-277	0.44	0.22	0.19	> 95%	< 10%	51,000
CLVTL-5240	4000k	> 80	5,307	53	100	120-277	0.44	0.22	0.19	> 95%	< 10%	51,000
CLVTL-5250	5000k	> 80	5,307	53	100	120-277	0.44	0.22	0.19	> 95%	< 10%	51,000

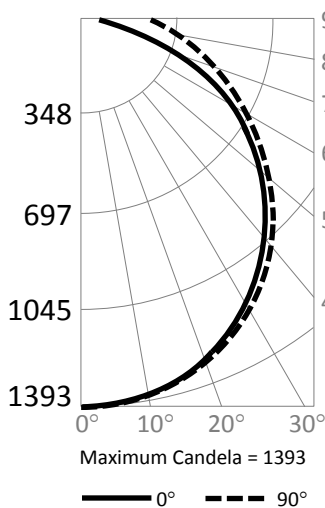
¹ Color rendering index

² Total harmonic distortion

³ L70 refers to the number of operation hours at which 70% of initial lumen output is reached.

PHOTOMETRIC DATA

Model: CLVTL-4040 (4,551 lumens)



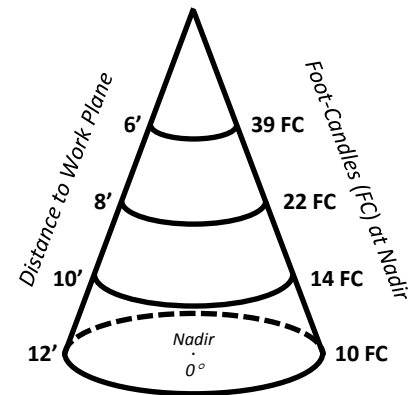
Candlepower Summary

	0°	90°
0°	1,393	1,393
10°	1,368	1,363
20°	1,292	1,288
30°	1,172	1,170
40°	1,011	1,020
50°	817	845
60°	598	664
70°	364	490
80°	136	342
90°	18	229

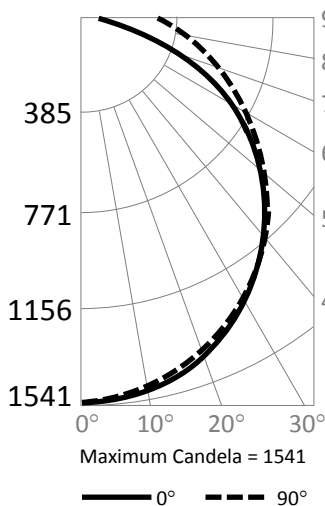
Zonal Lumen Summary

Zone	Lumens	% Fixture
0° – 10°	131	2.9%
0° – 20°	507	11.1%
0° – 30°	1,078	23.7%
0° – 40°	1,769	38.9%
0° – 50°	2,491	54.7%
0° – 60°	3,157	69.4%
0° – 70°	3,698	81.2%
0° – 80°	4,074	89.5%
0° – 90°	4,551	100.0%
90° – 180°	0	0%
0° – 180°	4,551	100.0%

Cone of Light



Model: CLVTL-5240 (5,307 lumens)



Candlepower Summary

	0°	90°
0°	1,541	1,541
10°	1,517	1,531
20°	1,439	1,471
30°	1,311	1,367
40°	1,137	1,226
50°	924	1,059
60°	681	877
70°	418	688
80°	161	513
90°	26	362

Zonal Lumen Summary

Zone	Lumens	% Fixture
0° – 10°	145	2.7%
0° – 20°	560	10.6%
0° – 30°	1,192	22.5%
0° – 40°	1,963	37.0%
0° – 50°	2,778	52.4%
0° – 60°	3,544	66.8%
0° – 70°	4,182	78.8%
0° – 80°	4,647	87.6%
0° – 90°	5,307	100.0%
90° – 180°	0	0%
0° – 180°	5,307	100.0%

Cone of Light

