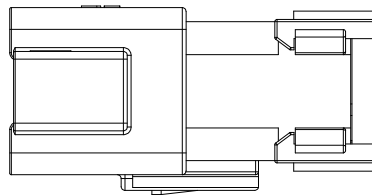
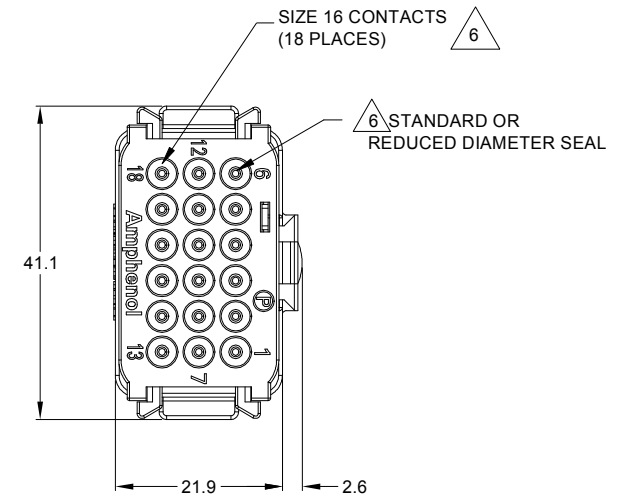
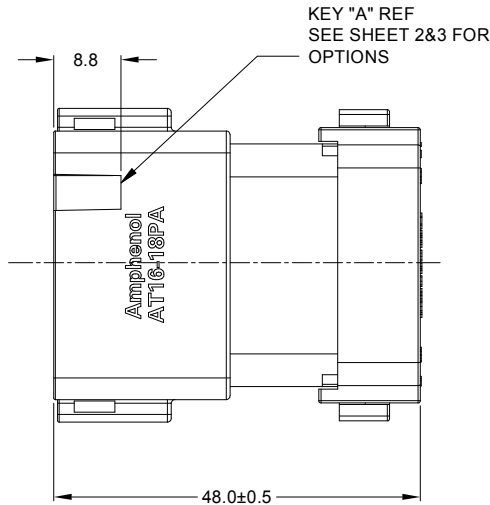
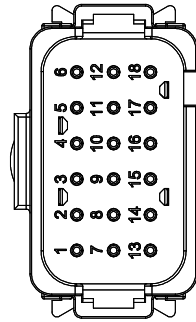


REVISIONS					
REV	ECO	DESCRIPTION	DATE	BY	APPR
B1	-	RELEASE DRAWING	30JUN2020	ZENIN	TOMMY
B2	-	TOTAL LENGTH SHORTEN 1.5mm	12OCT2020	ZENIN	TOMMY



NOTES: UNLESS OTHERWISE SPECIFIED

- MATERIAL:  
HOUSING: THERMOPLASTIC; COLOR: SEE CHART  
END CAP: THERMOPLASTIC; COLOR: BLACK  
STRAIN RELIEF CAP: THERMOPLASTIC; COLOR: BLACK  
SEALS: SILICONE RUBBER; COLOR: RED, RD COLOR: GREEN
- MODIFICATIONS: END CAP, STRAIN RELIEF CAP (OPT),  
REDUCED DIAMETER SEAL, STANDARD DIAMETER SEAL (OPT).
- SPECIFICATIONS:  
3.1 CURRENT RATING: 13 AMPS  
3.2 OPERATING TEMPERATURE: -55°C TO +125°C  
3.3 DIELECTRIC WITHSTANDING VOLTAGE: LESS THAN 2 MILLIAMPS CURRENT LEAKAGE @ 1500 VOLTS AC.  
3.4 INSULATION RESISTANCE: 1000 MEGOHMS MIN @ 25°C.  
3.5 MOISTURE RESISTANCE:  
IP68(1M OF WATER FOR A PERIOD OF 24 HOURS , MATED CONDITION)  
IP69K(MATED CONDITION)  
3.6 MATING CYCLE DURABILITY: 100 CYCLES  
3.7 RoHS COMPLIANT
- MATING PART: AT16-18SX-\* PLUG  
( X = A,B,C,D,E KEYS; \* = MODIFICATIONS AND COLORS )
- ALL DIMENSIONS ARE FOR REFERENCE USE ONLY.

△ CONTACT SIZE AND REAR SEAL WIRE RANGE

REDUCED DIAMETER SEAL:

CONTACT SIZE	MIN. INSUL O.D.	MAX. INSUL O.D.	TYPICAL WIRE RANGE
16	1.35 mm (.053 in)	3.05 mm (.120 in)	14 - 20 AWG

STANDARD SEAL:

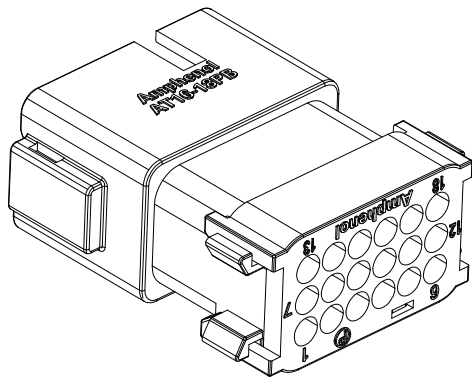
CONTACT SIZE	MIN. INSUL O.D.	MAX. INSUL O.D.	TYPICAL WIRE RANGE
16	2.24 mm (.088 in)	3.68 mm (.145 in)	14 - 20 AWG

SEE CHART		934447111,934447121,934447131,934447141,934447151,934447511,934447521,934447531,934447541,934447551	
PART NUMBER		DESCRIPTION	
QUANTITY	MATERIALS LIST		
UNLESS OTHERWISE SPECIFIED		SIGNATURES	
1) All dimensions are in metric(mm).		DATE	
2) Tolerances are as follows:		DRAWN: ZENIN,DENG 12OCT20	
1 PL DEC ±0.30		CHECKED: ORIONLI 12OCT20	
2 PL DEC ±0.15		ENGINEER:	
3 PL DEC ±0.08		APPROVAL: TOMMY,XIE 12OCT20	
3) Note reference = △		CUSTOMER:	
MATERIAL SPECIFICATIONS:		THIS DRAWING IS SUPPLIED FOR INFORMATION ONLY. DESIGN FEATURES, SPECIFICATIONS AND PERFORMANCE DATA SHOWN HEREON ARE THE PROPERTY OF THE AMPHENOL CORPORATION. NO RIGHTS OF REPRODUCTION ARE IMPLIED. ALL DIMENSIONS ARE SUBJECT TO NORMAL MANUFACTURING VARIATIONS.	
PROCESS SPECIFICATIONS:		SIZE B C- AT16-18PX-XXXXXX REVISION B2	
NEXT ASSY:		SCALE NONE SHEET 1 OF 3	

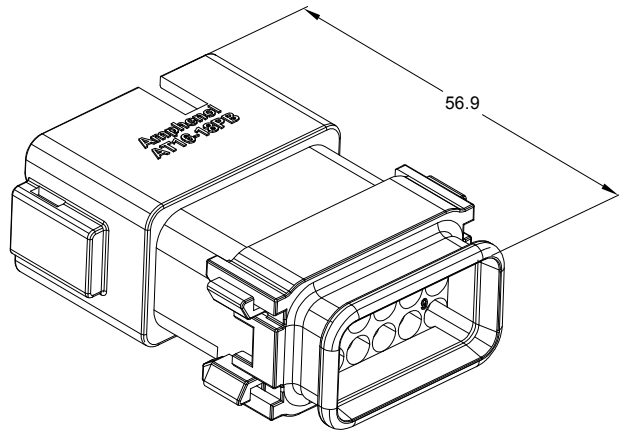
**SINE Systems Corporation**  
A Subsidiary of Amphenol Corporation  
44724 Morley Drive  
Clinton Township, MI 48036

18 POSITION RECEPTACLE, PIN,AT SERIES

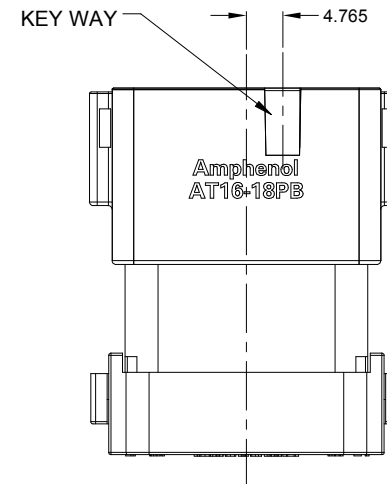
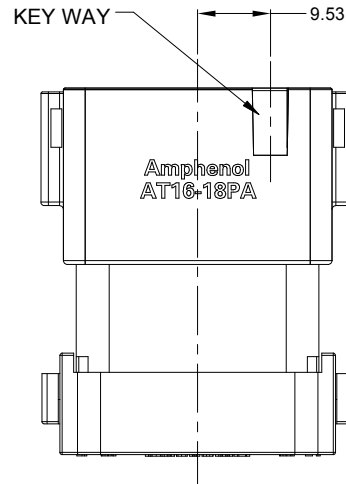
TITLE: 18 POSITION RECEPTACLE, PIN,AT SERIES  
DWG NO.: AT16-18PX-XXXXXX  
REV: B2  
SH: 1  
OF: 3



SHOWN WITH  
END CAP



SHOWN WITH  
STRAIN RELIEF



KEY-A CONFIGURATION			
PART NUMBER	STRAIN RELIEF	COLOR	SEAL
AT16-18PA-K004	NO	BLACK	REDUCED DIA.
AT16-18PA-EK02	NO	GRAY	REDUCED DIA.
AT16-18PA-SR02	YES	BLACK	REDUCED DIA.
AT16-18PA-EKSR02	YES	GRAY	REDUCED DIA.
AT16-18PA-K005	NO	BLACK	STANDARD
AT16-18PA-EK03	NO	GRAY	STANDARD
AT16-18PA-SR03	YES	BLACK	STANDARD
AT16-18PA-EKSR03	YES	GRAY	STANDARD

KEY-B CONFIGURATION			
PART NUMBER	STRAIN RELIEF	COLOR	SEAL
AT16-18PB-K004	NO	BLACK	REDUCED DIA.
AT16-18PB-SR02	YES	BLACK	REDUCED DIA.
AT16-18PB-K005	NO	BLACK	STANDARD
AT16-18PB-SR03	YES	BLACK	STANDARD

REVISIONS					
REV	ECO	DESCRIPTION	DATE	BY	APPR
B1	-	RELEASE DRAWING	30JUN2020	ZENIN	TOMMY
B2	-	TOTAL LENGTH SHORTEN 1.5mm	12OCT2020	ZENIN	TOMMY

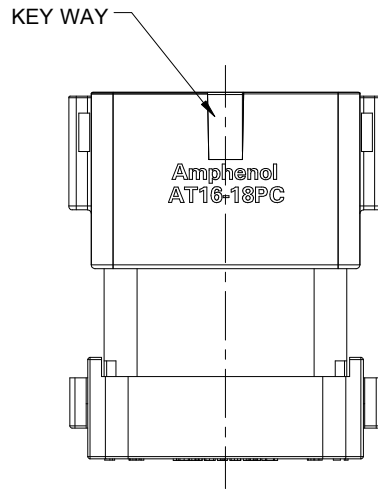
SEE CHART		DESCRIPTION		ITEM
QUANTITY	PART NUMBER	MATERIALS LIST		
<b>UNLESS OTHERWISE SPECIFIED</b> 1) All dimensions are in metric(mm). 2) Tolerances are as follows: 1 PL DEC ±0.30 Fractions ±1/64 2 PL DEC ±0.15 Angles ±1° 3 PL DEC ±0.08 3) Note reference =				
SIGNATURES		DATE		
DRAWN: ZENINDENG		12OCT20		
CHECKED: ORIONLI		12OCT20		
ENGINEER:				
APPROVAL: TOMMYXIE		12OCT20		
MATERIAL SPECIFICATIONS:		CUSTOMER:		
PROCESS SPECIFICATIONS:		THIS DRAWING IS SUPPLIED FOR INFORMATION ONLY. DESIGN FEATURES, SPECIFICATIONS AND PERFORMANCE DATA SHOWN HEREON ARE THE PROPERTY OF THE AMPHENOL CORPORATION. NO RIGHTS OF REPRODUCTION ARE IMPLIED. ALL DIMENSIONS ARE SUBJECT TO NORMAL MANUFACTURING VARIATIONS.		
NEXT ASSY:		SCALE: NONE		
		<b>SIZE</b> FSCM NO. DWG NO. <b>REVISION</b> <b>B C-</b> AT16-18PX-XXXXXX <b>B2</b>		SHEET 2 OF 3

**SINE Systems Corporation**  
 A Subsidiary of Amphenol Corporation  
 44724 Morley Drive  
 Clinton Township, MI 48036

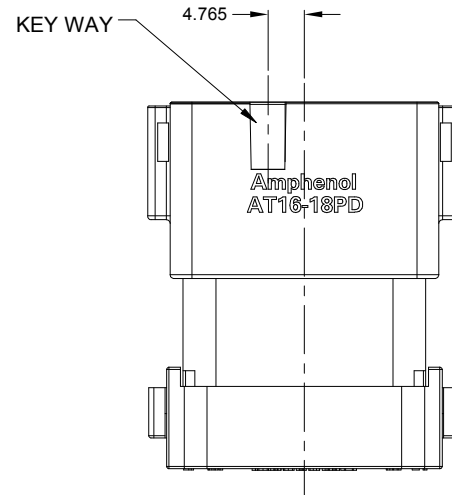
18 POSITION RECEPTACLE, PIN,AT SERIES

TITLE: 18 POSITION RECEPTACLE, PIN,AT SERIES  
 DWG NO.: AT16-18PX-XXXXXX  
 REV: B2  
 SH: 2  
 OF: 3

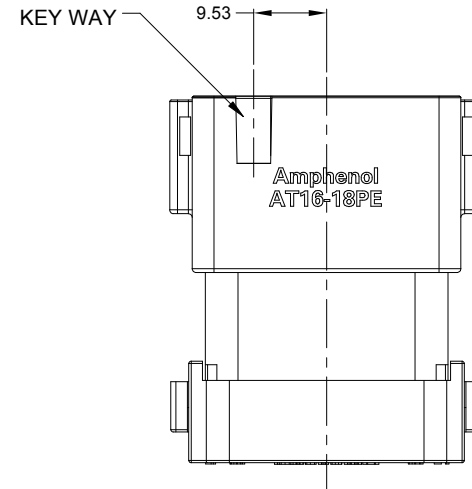
REVISIONS					
REV	ECO	DESCRIPTION	DATE	BY	APPR
B1	-	RELEASE DRAWING	30JUN2020	ZENIN	TOMMY
B2	-	TOTAL LENGTH SHORTEN 1.5mm	12OCT2020	ZENIN	TOMMY



KEY-C CONFIGURATION			
PART NUMBER	STRAIN RELIEF	COLOR	SEAL
AT16-18PC-K004	NO	BLACK	REDUCED DIA.
AT16-18PC-EK02	NO	GREEN	REDUCED DIA.
AT16-18PC-SR02	YES	BLACK	REDUCED DIA.
AT16-18PC-EKSR02	YES	GREEN	REDUCED DIA.
AT16-18PC-K005	NO	BLACK	STANDARD
AT16-18PC-EK03	NO	GREEN	STANDARD
AT16-18PC-SR03	YES	BLACK	STANDARD
AT16-18PC-EKSR03	YES	GREEN	STANDARD



KEY-D CONFIGURATION			
PART NUMBER	STRAIN RELIEF	COLOR	SEAL
AT16-18PD-K004	NO	BLACK	REDUCED DIA.
AT16-18PD-EK02	NO	BROWN	REDUCED DIA.
AT16-18PD-SR02	YES	BLACK	REDUCED DIA.
AT16-18PD-EKSR02	YES	BROWN	REDUCED DIA.
AT16-18PD-K005	NO	BLACK	STANDARD
AT16-18PD-EK03	NO	BROWN	STANDARD
AT16-18PD-SR03	YES	BLACK	STANDARD
AT16-18PD-EKSR03	YES	BROWN	STANDARD





KEY-E CONFIGURATION			
PART NUMBER	STRAIN RELIEF	COLOR	SEAL
AT16-18PE-K004	NO	BLACK	REDUCED DIA.
AT16-18PE-EK02	NO	GRAY	REDUCED DIA.
AT16-18PE-SR02	YES	BLACK	REDUCED DIA.
AT16-18PE-EKSR02	YES	GRAY	REDUCED DIA.
AT16-18PE-K005	NO	BLACK	STANDARD
AT16-18PE-EK03	NO	GRAY	STANDARD
AT16-18PE-SR03	YES	BLACK	STANDARD
AT16-18PE-EKSR03	YES	GRAY	STANDARD

SEE CHART		DESCRIPTION		ITEM
QUANTITY	PART NUMBER			
<b>MATERIALS LIST</b>				
<b>UNLESS OTHERWISE SPECIFIED</b> 1) All dimensions are in metric(mm). 2) Tolerances are as follows: 1 PL DEC ±0.30 2 PL DEC ±0.15 3 PL DEC ±0.08 Fractions ±1/64 Angles ±1° 3) Note reference =		<b>SIGNATURES</b> DRAWN: ZENINDENG 12OCT20 CHECKED: ORIONLI 12OCT20 ENGINEER: APPROVAL: TOMMYXIE 12OCT20 CUSTOMER:		<b>DATE</b> 12OCT20 12OCT20 12OCT20
MATERIAL SPECIFICATIONS:		<b>SINE Systems Corporation</b> A Subsidiary of Amphenol Corporation 44724 Morley Drive Clinton Township, MI 48036		
PROCESS SPECIFICATIONS:		18 POSITION RECEPTACLE, PIN,AT SERIES		
NEXT ASSY:		THIS DRAWING IS SUPPLIED FOR INFORMATION ONLY. DESIGN FEATURES, SPECIFICATIONS AND PERFORMANCE DATA SHOWN HEREON ARE THE PROPERTY OF THE AMPHENOL CORPORATION. NO RIGHTS OF REPRODUCTION ARE IMPLIED. ALL DIMENSIONS ARE SUBJECT TO NORMAL MANUFACTURING VARIATIONS.		SCALE: NONE SHEET 3 OF 3
		<b>SIZE</b> B C- <b>AT16-18PX-XXXXXX</b> <b>REVISION</b> B2		





TITLE: 18 POSITION RECEPTACLE, PIN,AT SERIES  
 DWG NO.: AT16-18PX-XXXXXX  
 REV: B2  
 SH: 3  
 OF: 3

# AT Series™ - Contact Size 16 Options



Machined Contacts, Sockets & Pins				
Part Number	Description	Size	AWG	Type
AT60-215-1631	Male Contact - Pin, Gold-plated	16	14	Machined
AT62-209-1631	Female Contact - Socket, Gold-plated	16	14	Machined
AT60-215-16141	Male Contact - Pin, Nickel-plated	16	14	Machined
AT62-209-16141	Female Contact - Socket, Nickel-plated	16	14	Machined
AT60-202-1631	Male Contact - Pin, Gold-plated	16	16-20	Machined
AT62-201-1631	Female Contact - Socket, Gold-plated	16	16-20	Machined
AT60-202-16141	Male Contact - Pin, Nickel-plated	16	16-20	Machined
AT62-201-16141	Female Contact - Socket, Nickel-plated	16	16-20	Machined
AT60-202-1631-22	Male Contact - Pin, Gold-plated	16	22-24	Machined
AT62-201-1631-22	Female Contact - Socket, Gold-plated	16	22-24	Machined
AT60-202-16141-22	Male Contact - Pin, Nickel-plated	16	22-24	Machined
AT62-201-16141-22	Female Contact - Socket, Nickel-plated	16	22-24	Machined

Tooling - Machined Contacts		
Part	Part Number	Description
	CA-5D12	Universal Hand Crimp Tool, Size 12/16/20 (Machined contacts only)
	CA-5E12	Pneumatic Crimp Tool, Size 12/16/20 (Machined contacts only)

Contact Removal Tools		
Part	Part Number	Description
	ATRT-100	Used for removal of contacts for A Series™ products
	AT11-310-1605	Contact Removal Tool, Plastic, Size 16

Sealing Plugs		
Part	Part Number	Description
	A114017	Sealing Plug, Size 16, White
	A114017-SR	Sealing Plug, Size 16, SR01 Series, Black
	AT13-217-1605	Locking Sealing Plug, Size 16, Grey
	AT13-217-1605-SR	Locking Sealing Plug, Size 16, SR01 Series, Red

Stamped & Formed Contacts, Sockets & Pins				
Part Number	Description	Size	AWG	Type
AT60-14-0144	Male Contact - Pin, Gold-plated	16	14-16	Stamped & Formed
AT62-14-0144	Female Contact - Socket, Gold-plated	16	14-16	Stamped & Formed
AT60-14-0122	Male Contact - Pin, Nickel-plated	16	14-16	Stamped & Formed
AT62-14-0122	Female Contact - Socket, Nickel-plated	16	14-16	Stamped & Formed
AT60-16-0144	Male Contact - Pin, Gold-plated	16	16-18	Stamped & Formed
AT62-16-0144	Female Contact - Socket, Gold-plated	16	16-18	Stamped & Formed
AT60-16-0122	Male Contact - Pin, Nickel-plated	16	16-18	Stamped & Formed
AT62-16-0122	Female Contact - Socket, Nickel-plated	16	16-18	Stamped & Formed
AT60-16-0644	Male Contact - Pin, Gold-plated	16	18-20	Stamped & Formed
AT62-16-0644	Female Contact - Socket, Gold-plated	16	18-20	Stamped & Formed
AT60-16-0622	Male Contact - Pin, Nickel-plated	16	18-20	Stamped & Formed
AT62-16-0622	Female Contact - Socket, Nickel-plated	16	18-20	Stamped & Formed
AT60-16-0844	Male Contact - Pin, Gold-plated	16	20-22	Stamped & Formed
AT62-16-0844	Female Contact - Socket, Gold-plated	16	20-22	Stamped & Formed
AT60-16-0822	Male Contact - Pin, Nickel-plated	16	20-22	Stamped & Formed
AT62-16-0822	Female Contact - Socket, Nickel-plated	16	20-22	Stamped & Formed

Tooling - Stamped & Formed Contacts		
Part	Part Number	Description
	MFY-3950	Crimp Die - Size 16, 18-20AWG (S&F contacts only)
	MFY-3953	Crimp Die - Size 16, 16-18AWG (S&F contacts only)
	MFY-3975	Crimp Die - Size 16, 14-16AWG (S&F contacts only)
	MFY-3990	Crimp Die - Size 16, 20-22AWG (S&F contacts only)
	ATT-16-00	Hand Crimp Tool - Size 16, 14-16AWG (S&F contacts only)
	ATT-16-01	Hand Crimp Tool - Size 16, 18-20AWG (S&F contacts only)
	ATT-1612-03	Hand Crimp Tool - Size 16, 20-22AWG (S&F contacts only)