LOADING PATTERN MATING SIDE

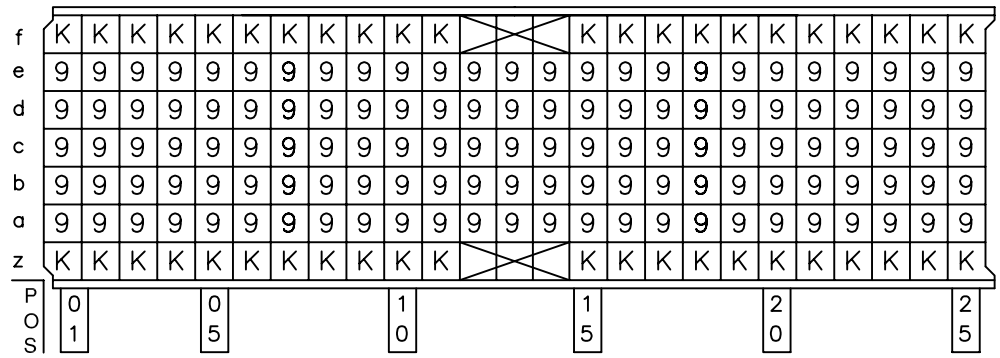

LOADED CONNECTOR ASSEMBLY
(FOR EXAMPLE)

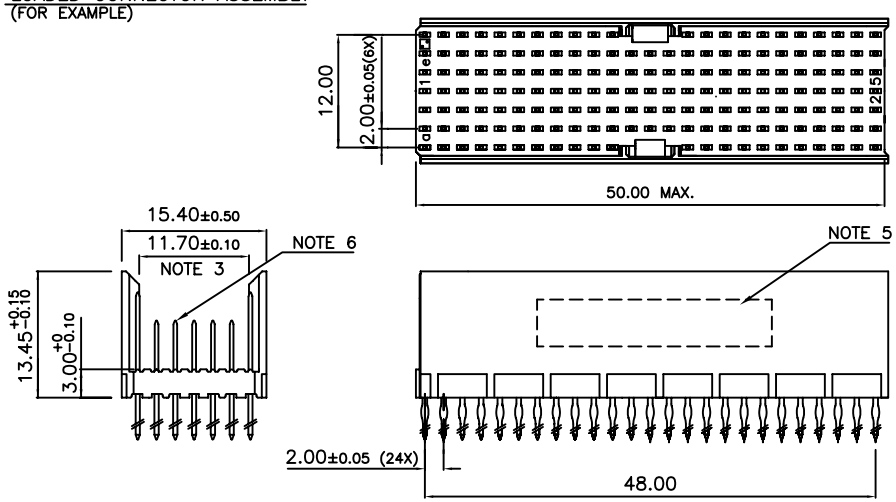

CONTACT OVERVIEW

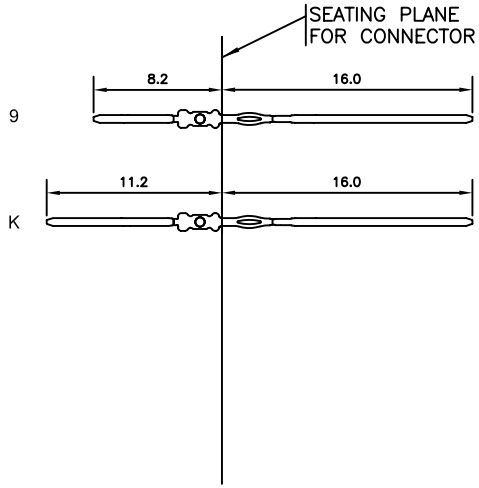

LAY–OUT P.C.B.–HOLE

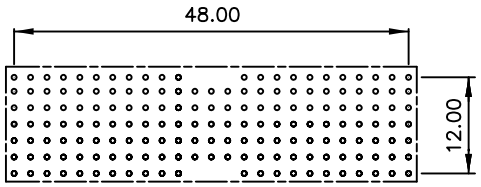

HM2P65PN5114

LEAD FREE INDICATOR : LF = LEAD FREE
(DIGIT 15 & 16)

PLATING CODE (DIGIT 13 AND 14)
(REF DRW NO. BS,C , 201844 , 003)

NOTES

1. THIS PRODUCT IS CSA APPROVED.
2. THIS PRODUCT IS UL RECOGNIZED.
3. MEASURED AT THE BOTTOM.
4. MATERIAL CONTACT: PHOSPHORBRONZE
   HOUSING: CREAM WHITE GLASS FILLED POLYESTER UL-94V0
5. CONNECTOR PRINTED WITH P/N AND DATE CODE.
6. FOR ACTUAL CONTACT LOADINGS, SEE LOADING PATTERN MATING SIDE.
7. SHAPE OF CONNECTOR HOUSING CAN ALTER DEPENDING ON PRODUCTION LOCATION
8. THE PRODUCT (LF) MEETS EUROPEAN UNION DIRECTIVES AND OTHER COUNTRY REGULATIONS AS DESCRIBED IN GS-22-008
9. FOR RECOMMENDED PTH DIMENSIONS REFER DRAWING : BS, A , 201572 , 001

CATALOG NO: HM2P65PN5114----

mat'l. code	surface	tolerance	projection	product family
SEE NOTE 4	ISO 1302	ISO 406 ISO 1101		MILLIPACS

ltr	ecn no	dr	date
A	I10-0102	AB	2010-04-23

tolerances unless otherwise specified: angles 0°±1°; linear .0±0.2, .00±0.1

MM

scale –

title: MPACS 5+2R STR HDR PF CONN TYPE AB

dr	ALEX BABU	2010-04-23
engr	ALEX BABU	2010-04-23
chr	ALEX BABU	2010-04-23
appd	ALEX BABU	2010-04-23

dwg no: BS, C ,203028, 910 — sheet 1 of 1 — size A3

type: Product Customer Drawing

sheet index	revision	A
	sheet	1

form: A3

PDM: Rev:A STATUS: Released Printed: Apr 27, 2010

FCIconnect.com
Copyright FCI