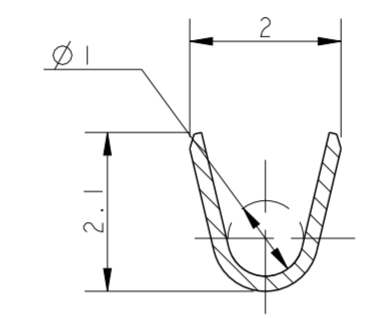
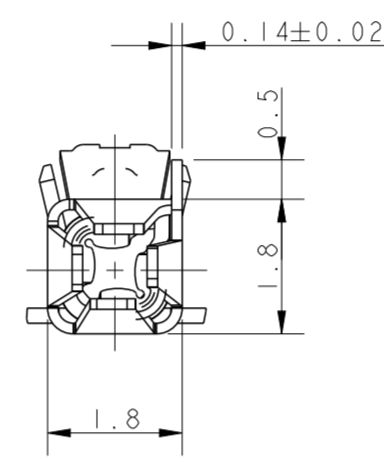
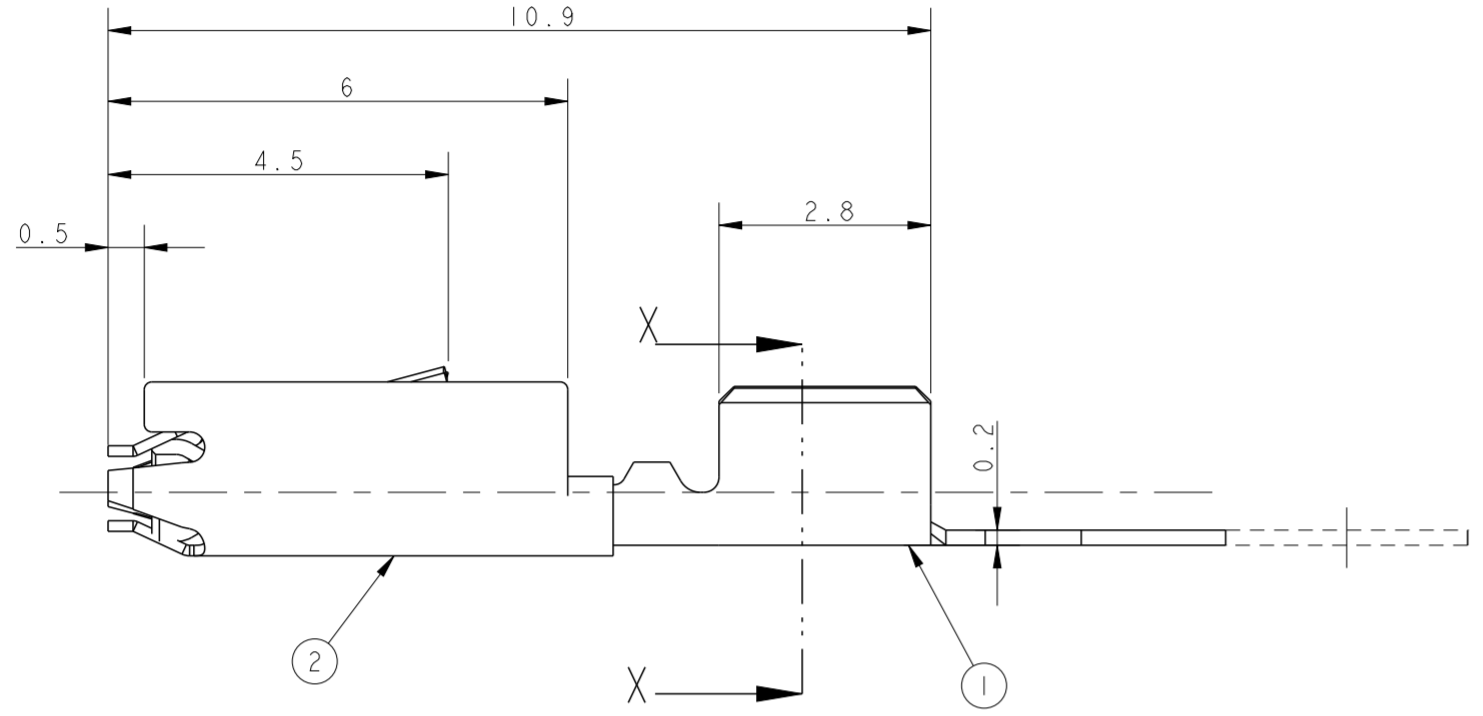
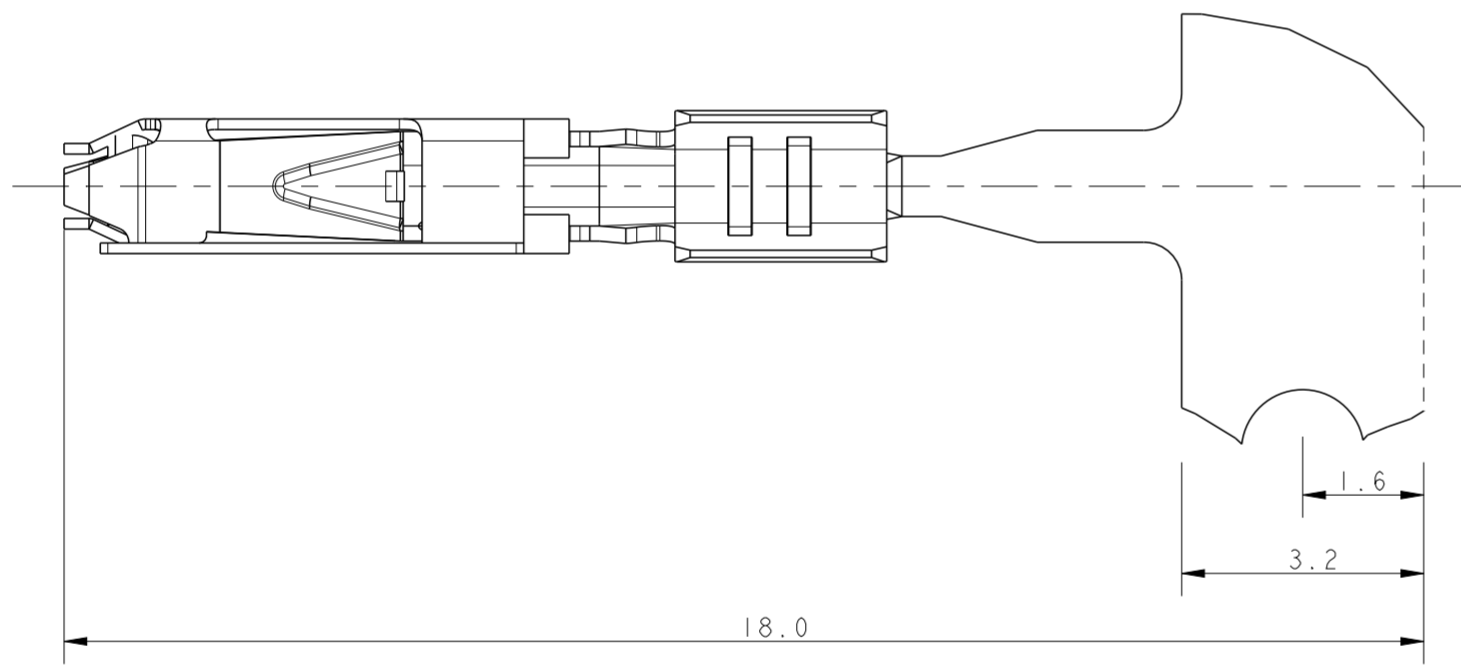


THIS DRAWING IS UNPUBLISHED. RELEASED FOR PUBLICATION
 © COPYRIGHT 2007 BY - ALL RIGHTS RESERVED.

REVISIONS					
P	LTR	DESCRIPTION	DATE	DWN	APVD
D		Changed spring design	04FEB2010	AV	GT
E		UPDATED PART REVISION	24FEB2011	AV	GT
F		REVISED PER ECR-17-004903	09MAY2017	SK	JL
FI		ALIGNED PART REVISIONS	19NOV2020	MZ	PO



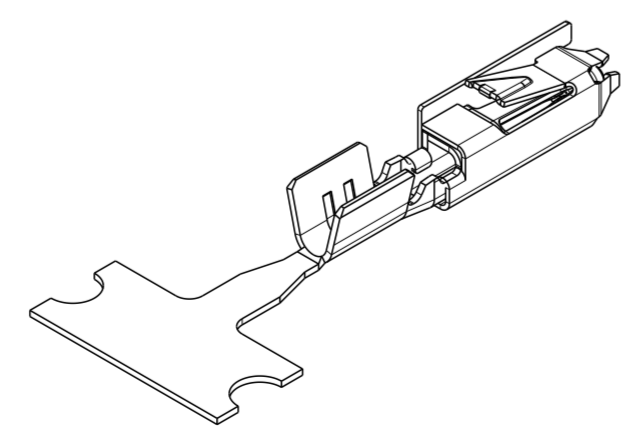
SECTION X - X



Bemerkungen
NOTES

1. Passend zu Stiftkontakt siehe Zeichnung: AMP: 1740335
SUITABLE FOR PIN CONTACT SEE DRAWING:
2. Kontakt geeignet für Drahtgrößenbereich 0.5...0.75mm²
CONTACT ACCEPTS WIRE-SIZE 0.5...0.75mm²
3. Halbautomatisches Werkzeug und Handzange
(je für 2 crimps in einem Durchgang) verfügbar
SEMI-AUTOMATIC TOOL AND HANDTOOL
(EACH FOR 2 CRIMPS IN ONE CYCLE) AVAILABLE:
4. Abmantellänge für crimp ist 3,5 mm
STRIPPED CABLE LENGTH FOR CRIMP IS 3.5mm
5. Gewicht ca. 0,12g
WEIGHT ABOUT 0.12g
6. Werkzeugvorschub 7,0 mm
DIE FEED 7.0 mm
7. Aufgerollt auf Kartonspule
REELED ON PAPER-REEL

9	1740336-8	1740336-7	F	2	SPRING	X10CrNi 18 8		
				1	BODY	CuNiSi	GOLD PLATED	
9	1740336-6	1740336-4	F	2	SPRING	X10CrNi 18 8		
				1	BODY	CuNiSi	TIN PLATED	
9	1740336-3	1740336-1	F	2	SPRING	X10CrNi 18 8		
				1	BODY	CuNiSi	BLANK	
DIRECTION OFF TOP OF REEL		LOOSE PIECE	PART NO	REV	POS	DESCRIPTION	MATERIAL	FINISH OF CONTACT AREA



SCALE 5:1

DIRECTION OFF TOP OF REEL Fertig-zustand	THIS DRAWING IS A CONTROLLED DOCUMENT.		DWN PRAVEEN 24 APR 06	TE Connectivity NAME MICRO QUADLOK SYSTEM SOCKET CONTACT			
	DIMENSIONS: mm		CHK S. SKADE 24 APR 06				
 M 1:1	TOLERANCES UNLESS OTHERWISE SPECIFIED:		APVD T. GERLACH 24 APR 06	SIZE			
	0 PLC ± 1 PLC ±0.2 2 PLC ± 3 PLC ± 4 PLC ± ANGLES ±		PRODUCT SPEC 108-94018	CAGE CODE			
MATERIAL SEE TABLE		FINISH SEE TABLE		DRAWING NO 114-18751			
		WEIGHT -		RESTRICTED TO			
		CUSTOMER DRAWING		SCALE 10:1 SHEET OF REV FI			