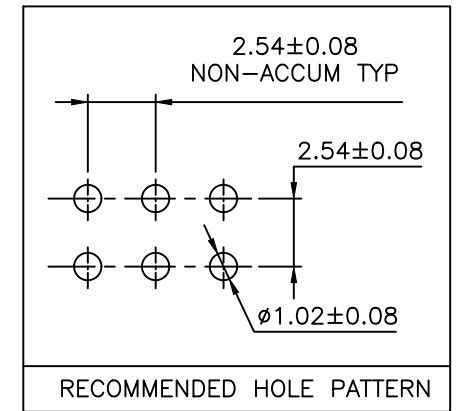
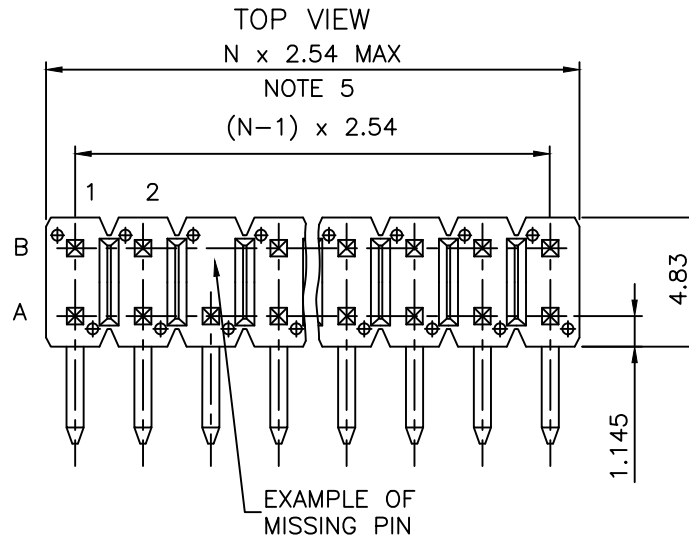


PRODUCT NUMBER

77318-YXXLF

- RoHS COMPATIBLE
SEE NOTE 7
- PIN STYLE SEE SHEET 2
- PLATING SEE SHEET 2



NOTES:

1. HOUSING MAT'L : HIGH TEMPERATURE THERMOPLASTIC. UL94V-0 COLOR: BLACK
2. PIN MATERIAL : PHOSPHOR BRONZE
3. PRODUCT PACKAGED IN POLY BAGS.
4. 9N MIN RETENTION IN EITHER DIRECTION
5. TO DETERMINE DIMENSIONS :
N = NUMBER OF POSITIONS PER ROW
EXAMPLE : 8 POS N x 2.54 = 20.32mm
6. UNDERPLATING : 1.27µm Ni MIN
7. RoHS COMPATIBLE PRODUCT SPECIFICATIONS

a - PLATING:

- "LF" MEANS THE PRODUCT IS LEAD-FREE, 2µm MINIMUM MATTE TIN OVER 1.27µm MINIMUM NICKEL UNDERPLATE.

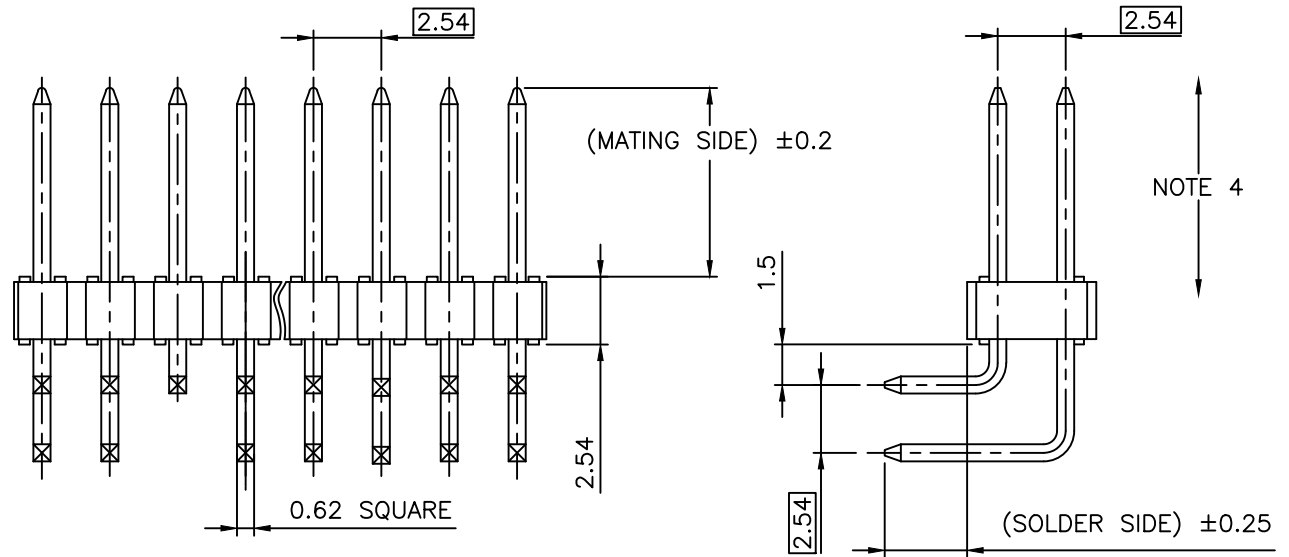
b - MANUFACTURING PROCESS COMPATIBILITY

- THE HOUSING WILL WITHSTAND EXPOSURE TO 260°C ±5°C SOLDER BATH TEMPERATURE FOR 5 SECONDS IN A WAVE SOLDER APPLICATION WITH A 1.6mm MIN THICK CIRCUIT BOARD.

c - LABELING:

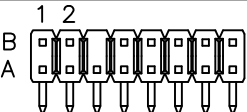
- MEETS PACKAGING SPECS AS PER GS-14-920

d - LEGAL STATEMENT: SEE GS-47-0004



mat'l. code				surface ISO 1302 ✓		tolerance ISO 406 ISO 1101		projection mm		product family BERGSTIK			
ltr ecn no dr date				tolerances unless otherwise specified		linear		scale 1:4		title UNSH.HEADER RA DR TMT POL			
AK F-23305 AMA 16.02.19				.X ±0.3						dwg no sheet 1 of 4 size			
AL F-24990 DDE 16.09.21				.XX ±0.15						77318 A3			
AM F-28258 DDE 17.08.23				.XXX ±0.05						type CUSTOMER Drawing			
AN F-47098 DDE 23.01.24				dr J COMPAGNON 97.12.02									
AH B-18917 LMU 14.09.29				chr									
AJ B-21083 LMU 15.06.05				app JMC 97.12.02									
sheet		revision		AN		W		AD		F			
index		sheet		1		2		3		4			

PIN STYLE	No OF POS	PRODUCT DIMENSIONS		TOP VIEW OF MISSING PINS POSITION														
		MATING SIDE ±0.2	SOLDER SIDE ±0.35	1	5	10	15	20	25	30	35							
01	2x16	5.84	2.41															
02	2x4	5.84	2.41															
03	2x13	5.84	2.41															
04	2x7	5.84	2.41															
05	2x3	5.84	2.41															
06	2x6	5.84	2.41															
07	2x14	5.84	2.41															
08	2x6	5.84	3.05															
09	2x3	5.84	3.05															
10	2x5	5.84	3.05															
11	2x7	5.84	2.41															



FCIconnect.com

77318-GXXLF	0.76µm GXT FULL PLATED	
77318-8XXLF	0.38µm Au/GXT	2.0-7.5 Sn MATTE
77318-5XXLF	0.25µm Au/GXT	2.0-7.5 Sn MATTE ONLY AVAILABLE UPON REQUEST
77318-4XXLF	2.0-7.5 Sn MATTE	
77318-2XXLF	1.27µm Au	2.0-7.5 Sn MATTE
77318-1XXLF	0.76µm Au/GXT	2.0-7.5 Sn MATTE
PLATING CODE	CONTACT AREA	REMAINDER
	PLATING THICKNESS OVER 1.27µm Ni	

mat'l. code				surface ISO 1302 <input checked="" type="checkbox"/>		tolerance ISO 406 ISO 1101		projection		product family BERGSTIK	
ltr	ecn no	dr	date	tolerances unless otherwise specified				mm		title UNSHR.HEADER RA DR TMT POL	
U	B-18916	LMU	14.09.29	angles		linear		scale N/A		dwg no 77318 sheet 2 of 4 size A3	
V	F-23305	AMA	16.02.19							type CUSTOMER Drawing	
W	F-47098	DDE	23.01.24								
R	F04-0362	LMU	04.11.30	dr J COMPAGNON		97.12.02					
S	F06-0207	LMU	06.05.27	chr							
T	F08-0148	RTR	08.03.31	app JMC		97.12.02					
sheet index	revision	sheet									



Copyright FCI

PIN STYLE	NB OF POS	PRODUCT DIMENSIONS		TOP VIEW OF MISSING PINS POSITION											
		MATING SIDE ±0.2	SOLDER SIDE ±0.35												
17	2x4	5.84	2.41												
18	2x4	8.08	2.93												
19	2x15	8.08	2.93												
20	2x32	8.08	2.93												
21	2x6	5.84	3.05												
22	2x2	5.84	2.41												
23	2x20	5.84	3.05												
24	2x23	6.8	3.05												
25	2x15	6.8	3.05												
26	2x5	7.67	10.5												
27	2x5	5.84	3.05												
28	2x5	5.84	3.05												
29	2x5	5.84	3.05												
30	2x5	3.90	2.80												
31	2x24	6.80	3.05												
32	2x12	5.84	3.05												
33	2x24	8.08	3.05												
34	2x30	8.08	3.05												

mat'l. code		surface <input checked="" type="checkbox"/> ISO 1302 <input type="checkbox"/> ISO 406 <input type="checkbox"/> ISO 1101		tolerance		projection		product family BERGSTIK	
ltr	ecn no	dr	date	tolerances unless otherwise specified		mm		title UNSHR.HEADER RA DR TMT POL	
AC	F11-0343	LMU	12.02.17	angles linear		scale N/A		dwg no 77318 sheet 3 of - size A3	
AD	B16303	JCO	13.11.15					type CUSTOMER Drawing	
X	F06-0207	LMU	06.07.27	dr	J COMPAGNON	97.12.02			
Y	F10-0052	LMU	10.09.08	enfr					
AA	F11-0314	LMU	11.10.28	chr					
AB	F11-0330	LMU	11.11.28	app	JMC	97.12.02			
sheet	revision								
index	sheet								



FCIconnect.com

Copyright FCI

PIN STYLE	NB OF POS	PRODUCT DIMENSIONS		TOP VIEW OF MISSING PINS POSITION										
		MATING SIDE ±0.2	SOLDER SIDE ±0.35	1	5	10	15	20	25	30	35			
35	2x03	6.70	2.90											
36	2x10	6.70	2.90											
37	2x16	5.84	3.05											
38	2x16	7.20	3.05											
39	2x35	8.08	3.05											
40	2x10	8.08	4.17											
41	2x20	8.08	4.17											
42	2x15	8.08	3.05											
43	2x06	5.84	3.05											

A

A

B

B

C

C

D

D



Copyright FCI

mat'l. code				surface ISO 1302 <input checked="" type="checkbox"/> ISO 406 ISO 1101		tolerance tolerances unless otherwise specified		projection 		product family BERGSTIK	
A	B16303	JCO	13.11.15	linear		mm		scale N/A		title UNSHR.HEADER RA DR TMT POL	
B	B-21083	LMU	15.06.05							dwg no 77318	
C	F-23305	AMA	16.02.19							sheet 4 of - size A3	
D	F-24990	DDE	16.09.21	dr		L.MULIN 13.11.05				type CUSTOMER Drawing	
E	F-28258	DDE	17.08.23	engr		J.COMPAGNON 13.11.05					
F	F-47098	DDE	23.01.24	chr							
				appo		JMC 13.11.05					
sheet index		revision sheet									