

### INSERT ORIENTATION

E32XXXXXXX2X

E32XXXXXXX6X

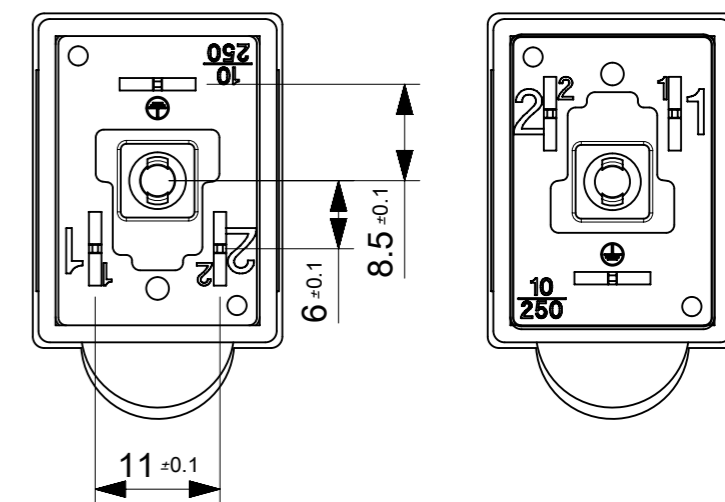


TABLE OF LENGTH TOLERANCES [mm]		
Over	Up to and Including	TOLERANCE
0	1000	±20
1000	3000	±30
3000	5000	±40
5000	10000	±50
10000	15000	±100
15000	20000	±150
20000		±L/100

### Wiring Configuration

E321XXXXXXXX	Brown (or Black 1)	○ ———— < 1
	Blue (or Black 2)	○ ———— < 2
E322XXXXXXXX	Brown (or Black 1)	○ ———— < 1
	Blue (or Black 2)	○ ———— < 2
	Green/Yellow (or Black 3)	○ ———— < ⊕

### Type of Screws and Gaskets (Scale 1:1)

Profiled Gasket	Flat Gasket	Integrated Gasket	Screw M3x25

<b>QUALITY SYMBOLS</b> A = 0 E = 0 EP = 0 V = 0 C = 0 X = 0 ■ = 0 ▽ = 0	THIS DRAWING CONTAINS INFORMATION THAT IS PROPRIETARY TO MOLEX ELECTRONIC TECHNOLOGIES, LLC AND SHOULD NOT BE USED WITHOUT WRITTEN PERMISSION		DIMENSION UNITS <b>mm</b>	SCALE <b>3:2</b>	
	EC NO: 169620 DRWN: APAWLAK01 CHK'D: MIWASIECZKO APPR: MIWASIECZKO	2017/12/14 2017/12/15	GENERAL TOLERANCES (UNLESS SPECIFIED) ANGULAR TOL ± ° 4 PLACES ± 3 PLACES ± 2 PLACES ± 1 PLACE ± 0 PLACES ±	DRWN BY <b>APAWLAK01</b>	
		DRAFT WHERE APPLICABLE MUST REMAIN WITHIN DIMENSIONS	APPR BY <b>MIWASIECZKO</b>	DATE <b>2017/12/15</b>	PRODUCT CUSTOMER DRAWING
		<b>A3</b>	DRAWING SIZE <b>A3</b>	THIRD ANGLE PROJECTION	SERIES <b>121040</b>
					MATERIAL NUMBER <b>SEE 1210400378 PDP</b>
					CUSTOMER <b>GENERAL MARKET</b>
					DOCUMENT NUMBER <b>1210400378</b>
					DOC TYPE <b>PSD</b>
					DOC PART <b>000</b>
					SHEET NUMBER <b>1 OF 2</b>

PN KEY - NUMERICAL CODE (Available parts see PART LIST table. Others parts available upon request).

**E 3 2 X X X X X X X X X**

E - Packing without bags  
W - Single Packing

Number of wires:  
1 - 2 Wires  
2 - 2 Wires + Earth

Cable type:  
See Table

Head Colour:  
G - Grey  
N - Black  
A - CSA-UL Black  
B - CSA-UL Grey

Cable Length in [cm]  
Examples:  
050 = 50cm  
300 = 300cm  
10K = 1000cm

Earth PIN location (see insert orientation table):  
2 = Earth on H12  
6 = Earth on H6

Type of Gasket and Screw (see sheet 1):  
1 = NBR Profile Gasket + Fixing Screw M3x25mm  
2 = NBR Flat Gasket + Fixing Screw M3x25mm  
3 = Silicone Profile Gasket + Fixing Screw M3x25mm  
4 = Silicone Flat Gasket + Fixing Screw M3x25mm  
P = NBR Integrated Gasket + Fixing Screw with Washer M3x27mm Assembled on Connector  
R = NBR Integrated Gasket + Fixing Screw with Washer M3x27mm NOT Assembled on Connector  
T = NBR Profile Gasket + Fixing Screw with Washer M3x27mm  
K = NBR Integrated Gasket + Fixing Screw INOX with Washer M3x27mm Assembled on Connector

CABLE TYPE	NO. OF WIRES	CROSS SECTION	CABLE O.D.	CABLE JACKET	UL	CSA	STATIC: TEMP. / BENDING RADIUS	DYNAMIC: TEMP. / BENDING RADIUS	SHIELD
A2	3	AWG 20	5.6mm±0.2	PVC BLACK	UL 2661	CSA C22.2	-30°C to +105°C, 10xO.D.	-5°C to +105°C, 15xO.D.	-
A3	3	AWG 18	6.5mm±0.25	PVC BLACK	UL 2661	CSA C22.2	-30°C to +105°C, 10xO.D.	-5°C to +105°C, 15xO.D.	-
B2	3	AWG 20	5.6mm±0.2	PUR BLACK	UL 20668	CSA C22.2	-40°C to +90°C, 5xO.D.	-25°C to +90°C, 10xO.D.	-
B3	3	AWG 18	6.5mm±0.2	PUR BLACK	UL 20668	CSA C22.2	-40°C to +90°C, 5xO.D.	-25°C to +90°C, 10xO.D.	-
I2	3	0.5mm <sup>2</sup>	5.5mm+0.3	PVC GREY	-	-	-25°C to +70°C, 10xO.D.	-5°C to +70°C, 15xO.D.	-
I4	3	1mm <sup>2</sup>	7.1mm+0.2	PVC GREY	-	-	-25°C to +70°C, 10xO.D.	-5°C to +70°C, 15xO.D.	-
N2	3	0.5mm <sup>2</sup>	5.6mm±0.7	PVC BLACK	-	-	-20°C to +70°C, 3xO.D.	-15°C to +70°C, 5xO.D.	-
N3	3	0.75mm <sup>2</sup>	6.8mm±0.8	PVC BLACK	-	-	-20°C to +70°C, 3xO.D.	-15°C to +70°C, 5xO.D.	-
P2	3	0.5mm <sup>2</sup>	5.5mm+0.3	PUR BLACK	-	-	-40°C to +90°C, 7.5xO.D.	-15°C to +90°C, 12.5xO.D.	-
P3	3	0.75mm <sup>2</sup>	6.5mm±0.2	PUR BLACK	-	-	-40°C to +90°C, 7.5xO.D.	-15°C to +90°C, 12.5xO.D.	-

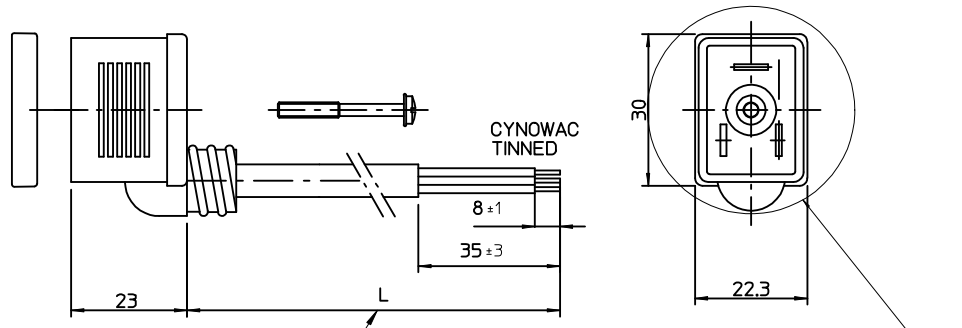
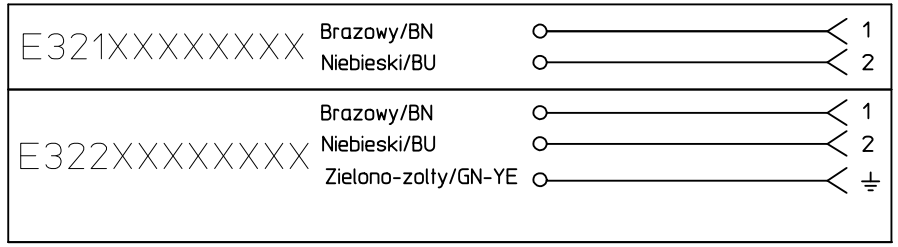
Notes:

- Please see excel sheet 1210400378\_PDP for currently configured part numbers.
- Drawing is a replacement for SD: E32XXXXXXXXXX

RELEASE STATUS	P1	RELEASE DATE	15.12.2017	15:02:24
----------------	----	--------------	------------	----------

<b>QUALITY SYMBOLS</b> ▽ = 0 ▽ = 0 ▽ = 0 ▽ = 0 ▽ = 0 ▽ = 0 ▽ = 0 ▽ = 0 ▽ = 0 ▽ = 0	THIS DRAWING CONTAINS INFORMATION THAT IS PROPRIETARY TO MOLEX ELECTRONIC TECHNOLOGIES, LLC AND SHOULD NOT BE USED WITHOUT WRITTEN PERMISSION										
	EC NO: 169620 DRWN: APAWLAK01 CHK'D: MIWASIECZKO APPR: MIWASIECZKO	2017/12/14		2017/12/15		GENERAL TOLERANCES (UNLESS SPECIFIED)		DIMENSION UNITS		SCALE	
		ANGULAR TOL ±		mm		1:1		DRWN BY		DATE	
		4 PLACES ±		APAWLAK01		2017/12/14		CHK'D BY		DATE	
		3 PLACES ±		MIWASIECZKO		2017/12/15		APPR BY		DATE	
		2 PLACES ±		DRAWING SIZE		THIRD ANGLE PROJECTION		SERIES		MATERIAL NUMBER	
	1 PLACE ±		A3				121040		SEE 1210400378 PDP		
	0 PLACES ±		DRAFT WHERE APPLICABLE MUST REMAIN WITHIN DIMENSIONS				CUSTOMER		GENERAL MARKET		
	A		REV		1210400378		DOC TYPE		DOC PART		
	A		3		PSD		000		SHEET NUMBER		
A		7		2 OF 2							

SCHEMAT POLACZEN/WIRING CONFIGURATION



PATRZ UWAGA 1  
SEE NOTE 1

Patrz Orientacja Obudowy/See Insert Orientation

Orientacja Obudowy/Insert Orientation

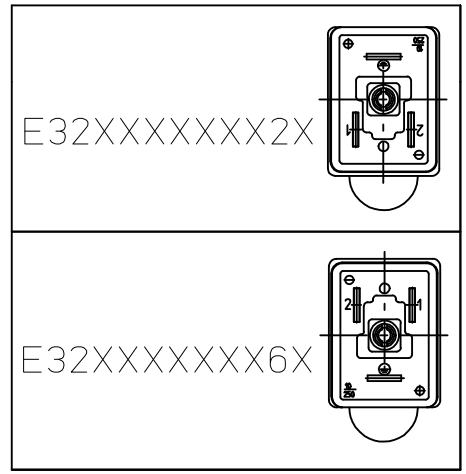
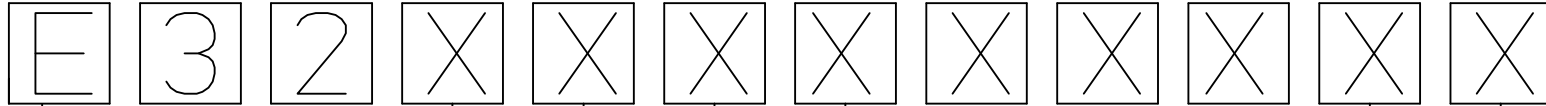


Table of lenght tolerances/ Tablica tolerancji dlugosci mm		
Over/Od	Up to and including/ Do-wlacznie	Tolerance/Tolerancja
100	1000	±20
1000	3000	±30
3000	5000	±40
5000	10000	±50
10000	15000	±100
15000	20000	±150
20000		±L/100

UWAGI:  
1. DLUGOSC PATRZ ARKUSZ 2.  
NOTES:  
1. LENGHT SEE SHEET 2.

ORIGINAL RELEASE EC NO: WEU2009-0449 DRWIN: MWOLSZCZAK 2009/06/30 CHYKD: MDABROWSKA 2009/07/01 APPR: GOGRODNIK 2009/07/01	QUALITY SYMBOLS	GENERAL TOLERANCES (UNLESS SPECIFIED)	DIMENSION STYLE	SCALE	DESIGN UNITS	FIRST ANGLE PROJECTION
	▼=0 ◻=0	mm    INCH 4 PLACES ± --- ± --- 3 PLACES ± --- ± --- 2 PLACES ± --- ± --- 1 PLACE ± --- ± --- ANGULAR ± ---°	MM ONLY	1:1	METRIC	
	DESCRIPTION	DRAWN BY	DATE	TITLE		
	REV	MLEWYTSKY	2009/01/21	MPM E32XXXXXXXXX		
		CHECKED BY	DATE	MOLEX INCORPORATED		
		APPROVED BY	DATE	DOCUMENT NO.		
		MWOLSZCZAK	2009/01/21	E32XXXXXXXXX		
		MATERIAL NO.		SHEET NO.		
				1 OF 4		
		DRAFT WHERE APPLICABLE MUST REMAIN WITHIN DIMENSIONS	SIZE	THIS DRAWING CONTAINS INFORMATION THAT IS PROPRIETARY TO MOLEX INCORPORATED AND SHOULD NOT BE USED WITHOUT WRITTEN PERMISSION		
			A3			



E - Pakowanie bez workow  
 W - Pakowanie pojedynczo  
 Q - Szybkie pakowanie

ILOSC PRZEWODOW/NUMBER OF WIRES:  
 1=2 PRZEWODY,  
 2=2 PRZEWODY+UZIEMIENIE,  
 3=3 PRZEWODY+UZIEMIENIE.

TYP KABLA/CABLE TYPE  
 PATRZ TABELA 1/SEE TABLE 1

RODZAJ KABLA/CABLE CROSS SECTION AREA  
 PATRZ TABELA 2/SEE TABLE 2

KOLOR MOULDINGU/HEAD COLOUR:  
 G=SZARY/GREY,  
 N=CZARNY/BLACK,  
 T=PRZEZROCZYSTY/TRANSPARENT,  
 A=CZARNY/BLACK,  
 B=SZARY/GREY.

DLUGOSC KABLA W CM/CABLE LENGHT IN CM  
 NP:050=50 CM, 300=300 CM.

POLOZENIE PINU Z UZIEMIENIEM(PATRZ TABELA ORJENTACJA OBUDOWY)/EARTH PIN LOCATION(SEE INSERT ORIENTATION TABLE):

- 1=PODWOJNE UZIEMIENIE NA GODZINIE 6 ORAZ 12/DOUBLE EARTH ON 6H AND 12H,
- 2=UZIEMIENIE NA GODZINIE 12/EARTH ON 12H,
- 6=UZIEMIENIE NA GODZINIE 6/EARTH ON 6H,
- 4=PODWOJNE UZIEMIENIE NA GODZINIE 3 ORAZ 9/DOUBLE EARTH ON 3H AND 9H,
- 3=UZIEMIENIE NA GODZINIE 3/EARTH ON 3H,
- 9=UZIEMIENIE NA GODZINIE 9/EARTH ON 9H.

GASKET ORAZ SRUBY/GASKET SCREWS:

- 1=GASKET PROFILOWANY+SRUBA/NBR PROFILE GASKET+FIXING SCREWS,
- 2=NBR PLASKI GASKET+SRUBA/NBR FLAT GASKET+SCREW,
- 3=SILIKONOWY PROFILOWANY GASKET+SRUBA/SILICONE PROFILE GASKET+SCREW,
- 4=SILIKONOWY PLASKI GASKET+SRUBA/SILICON FLAT GASKET+SCREW,
- P=ZINTEGROWANY GASKET+SRUBA/INTEGRATED GASKET+FIXING SCREW,
- R=ZINTEGROWANY GASKET+SRUBA/INTAGRATED GASKET+SCREW,
- T=PROFILOWANY GASKET+SRUBA, PROFILE GASKET+SCREW.

ORIGINAL RELEASE EC NO: WEU2009-0449 DRWN: MWOLSZCZAK 2009/06/30 CHKD: MDABROWSKA 2009/07/01 APPR: GOGRODNIK 2009/07/01	DESCRIPTION	QUALITY SYMBOLS	GENERAL TOLERANCES (UNLESS SPECIFIED)		DIMENSION STYLE MM ONLY		SCALE ---	DESIGN UNITS METRIC	FIRST ANGLE PROJECTION			
		 		mm	INCH	DRAWN BY	DATE	TITLE MPM E32XXXXXXXXXX				
			4 PLACES	± ---	± ---	MLEVYTSKYY	2009/01/21	MOLEX INCORPORATED				
			3 PLACES	± ---	± ---	MDABROWSKA	2009/01/21					
2 PLACES	± ---	± ---	APPROVED BY		DATE	DOCUMENT NO. E32XXXXXXXXXX						
1 PLACE	± ---	± ---	MWOLSZCZAK		2009/01/21						SHEET NO. 2 OF 4	
ANGULAR ± ---°				MATERIAL NO.								
DRAFT WHERE APPLICABLE MUST REMAIN WITHIN DIMENSIONS				SEE DRAWING		THIS DRAWING CONTAINS INFORMATION THAT IS PROPRIETARY TO MOLEX INCORPORATED AND SHOULD NOT BE USED WITHOUT WRITTEN PERMISSION						
SIZE A3												

TABELA 2 KABLE/TABLE 2 CABLES

MOLEX PN	mPm	Code	PRZEW	PRZEKROJ	MATERIAL	KOLOR/COLOUR	SREDNICA Ø	DIN A-B	DIN C
1210180080	I	0	3	1 mm2	PVC CEI 2022 II O.R.	Szary/Grey RAL7035	-	-	-
1210180467	A	2	2	20 AWG	PVC CSA/UL 2661	Czarny/Black	5,5+/-0,2 mm	OK.	OK.
-	A	2	3	20 AWG	PVC CSA/UL 2661	Czarny/Black	5,6+/-0,2 mm	OK.	OK.
1210180394	A	2	4	20 AWG	PVC CSA/UL 2661	Czarny/Black	6,2+/-0,2 mm	OK.	OK.
-	A	2	5	20 AWG	PVC CSA/UL 2661	Czarny/Black	7+/-0,2 mm	OK.	OK.
1210180297	B	2	2	20 AWG	PUR CSA/UL 20668	Czarny/Black	5,5+/-0,2 mm	OK.	OK.
1210180126	B	2	3	20 AWG	PUR CSA/UL 20668	Czarny/Black	5,6+/-0,2 mm	OK.	OK.
1210180387	B	2	4	20 AWG	PUR CSA/UL 20668	Czarny/Black	6,2+/-0,2 mm	OK.	OK.
-	B	2	5	20 AWG	PUR CSA/UL 20668	Czarny/Black	7+/-0,2 mm	OK.	OK.
1210180122	D	2	3	0,5 mm2	PVC T12 CEI 20-20	Szary/Grey	-	-	-
-	F	2	3	0,5 mm2	CNOMO	Szary/Grey RAL7000	5,5+/-0,2 mm	OK.	OK.
1210180047	I	2	2	0,5 mm2	PVC CEI 2022 II O.R.	Szary/Grey RAL7035	5,5+/-0,2 mm	OK.	OK.
-	I	2	3	0,5 mm2	PVC CEI 2022 II O.R.	Szary/Grey RAL7035	5,5+/-0,2 mm	OK.	OK.
1210180146	I	2	4	0,5 mm2	PVC CEI 2022 II O.R.	Szary/Grey RAL7035	6,5+/-0,2 mm	OK.	OK.
1210180177	I	2	5	0,5 mm2	PVC CEI 2022 II O.R.	Szary/Grey RAL7035	7+/-0,2 mm	OK.	OK.
1210180022	N	2	2	0,5 mm2	PVCH03	Czarny/Black	5,1+ 0,2-0 mm	OK.	OK.
1210180064	N	2	3	0,5 mm2	PVCH03	Czarny/Black	5,4+ 0,2-0 mm	OK.	OK.
1210180153	N	2	4	0,5 mm2	PVCH03	Czarny/Black	5,75+0,2-0 mm	OK.	OK.
1210180046	P	2	2	0,5 mm2	PUR - BLEND	Czarny/Black	5,5+/-0,2 mm	OK.	OK.
-	P	2	3	0,5 mm2	PUR - BLEND	Czarny/Black	5,5+/-0,2 mm	OK.	OK.
1210180302	P	2	4	0,5 mm2	PUR - BLEND	Czarny/Black	-	-	-
-	P	2	5	0,5 mm2	PUR - BLEND	Czarny/Black	7+/-0,2 mm	OK.	OK.
1210180409	A	3	2	18 AWG	PVC CSA/UL 2661	Czarny/Black	6,5+/-0,2 mm	OK.	OK.
1210180129	A	3	3	18 AWG	PVC CSA/UL 2661	Czarny/Black	6,5+/-0,2 mm	OK.	OK.
1210180159	A	3	4	18 AWG	PVC CSA/UL 2661	Czarny/Black	7+/-0,2 mm	OK.	OK.
-	A	3	5	18 AWG	PVC CSA/UL 2661	Czarny/Black	7,8+/-0,2 mm	OK.	OK.
1210180351	B	3	2	18 AWG	PUR CSA/UL 20668	Czarny/Black	6,5+/-0,2 mm	OK.	OK.
1210180127	B	3	3	18 AWG	PUR CSA/UL 20668	Czarny/Black	6,5+/-0,2 mm	OK.	OK.
1210180127	B	3	4	18 AWG	PUR CSA/UL 20668	Czarny/Black	7+/-0,2 mm	OK.	OK.
-	B	3	5	18 AWG	PUR CSA/UL 20668	Czarny/Black	7,8+/-0,2 mm	OK.	OK.
1210180073	D	3	3	0,75 mm2	PVC T12 CEI 20-20	Szary/Grey	-	-	-
1210180145	D	3	4	0,75 mm2	PVC T12 CEI 20-20	Szary/Grey	-	-	-
1210180120	I	3	3	0,75 mm2	PVC CEI 2022 II O.R.	Szary/Grey RAL7035	-	-	-
1210180143	I	3	4	0,75 mm2	PVC CEI 2022 II O.R.	Szary/Grey RAL7035	-	-	-
1210180032	N	3	2	0,75 mm2	PVCH05	Czarny/Black	6,2+ 0,2-0 mm	OK.	OK.
1210180069	N	3	3	0,75 mm2	PVCH05	Czarny/Black	6,6+0,2-0 mm	OK.	OK.
-	N	3	4	0,75 mm2	PVCH05	Czarny/Black	7,15+0,2-0 mm	OK.	OK.
1210180174	N	3	5	0,75 mm2	PVCH05	Czarny/Black	8,0+0,2-0 mm	OK.	OK.
-	P	3	2	0,75 mm2	PUR - BLEND	Czarny/Black	6,5+/-0,2 mm	OK.	OK.

TABELA 2 KABLE/TABLE 2 CABLES

MOLEX PN	mPm	Code	PRZEW	PRZEKROJ	MATERIAL	KOLOR/COLOUR	SREDNICA Ø	DIN A-B	DIN C
1210180071	P	3	3	0,75 mm2	PUR - BLEND	Czarny/Black	6,5+/-0,2 mm	OK.	OK.
1210180152	P	3	4	0,75 mm2	PUR - BLEND	Czarny/Black	7+/-0,2 mm	OK.	OK.
1210180384	R	3	3	0,75 mm2	TPR HAL. FREE	Czarny/Black	6,5+/-0,2 mm	OK.	OK.
1210180094	T	3	3	0,75 mm2	PUR CSA/UL	Żółty/Yellow	-	-	-
1210180309	Y	3	3	0,75 mm2	SIL/0300	Czerwony/Red	6,5+/-0,2 mm	-	-
1210180081	F	4	3	1 mm2	CNOMO	Szary/Grey RAL7000	-	-	-
-	F	4	4	1 mm2	CNOMO	Szary/Grey RAL7000	7,1+0,2-0 mm	OK.	OK.
1210180042	I	4	2	1 mm2	PVC CEI 2022 II O.R.	Szary/Grey RAL7035	7,1+0,2-0 mm	OK.	OK.
1210180079	I	4	3	1 mm2	PVC CEI 2022 II O.R.	Szary/Grey RAL7035	7,1+0,2-0 mm	OK.	OK.
1210180036	N	4	2	1 mm2	PVCH05	Czarny/Black	6,5+0,2-0 mm	OK.	OK.
1210180082	N	4	3	1 mm2	PVCH05	Czarny/Black	6,9+0,2-0 mm	OK.	OK.
1210180117	R	4	3	1 mm2	TPR HAL. FREE	Czarny/Black	-	-	-
1210180085	N	5	3	1,5 mm2	PVCH05	Czarny/Black	8,3+0,2-0 mm	OK.	OK.
1210180313	I	6	2	0,35 mm2	PVC CEI 2022 II O.R.	Szary/Grey RAL7035	-	-	-
-	A	7	3	20 AWG	PVC CSA/UL 2661	Żółty/Yellow	5,6+/-0,2 mm	OK.	OK.
1210180149	I	9	4	0,75 mm2	PVC CEI 2022 II O.R.	Szary/Grey RAL7035	-	-	-

TABELA 1 TYPY KABLI/TABLE 1 CABLES TYPE

Znakowanie /Code	Rodzaje kabla /Cable types	Właściwości /Features	Przekroje /Stranding
N	PVC	Kabel z dobrą rezystancją w wodzie ale słabą w oleju./Application general purpose cable which has good resistance to water, but usually poor oil resistance.	0.5 mm2 = 15 x 0.20 0.75 mm2 = 21 x 0.20 1 mm2 = 28 x 0.20
I	PVC	Zatwierdzone przez IEC 332-2A, samogaszący./Approved to IEC 332-2A, flame retardant and self extinguishing. Limited resistant to mineral oils.	0.5 mm2 = 28 x 0.15 0.75 mm2 = 42 x 0.15 1 mm2 = 32 x 0.20
P	PVC	Dobra rezystancja w olejach i chemikaljach./Offer good resistance to oil and chemicals. Can swell when constantly immersed in water.	0.5 mm2 = 28 x 0.15 0.75 mm2 = 42 x 0.15 1 mm2 = 32 x 0.20
A	PVC	Zatwierdzony porzez CSA-UL 2661. Dobra rezystancja na wode słaba na olej./ Approved to CSA-UL 2661, application general purpose cable which has good resistance to water, but usually poor oil resistance.	20 AWG = 32 x 0.15 18 AWG = 52 x 0.15
B	PVC	Zatwierdzony przez CSA-UL 20668, bardzo dobra rezystancja w oleju i chemikaljach./ Approved to CSA-UL 20668, very good resistance to oil and chemicals.	20 AWG = 32 x 0.15 18 AWG = 52 x 0.15

<b>ORIGINAL RELEASE</b> EC NO: WEU2009-0449 DRWIN: MWOLSZCZAK 2009/06/20 CHYKD: MDABROWSKA 2009/07/01 APPR: GOGRODNIK 2009/07/01	QUALITY SYMBOLS 	GENERAL TOLERANCES (UNLESS SPECIFIED)		DIMENSION STYLE <b>MM ONLY</b>		SCALE ---	DESIGN UNITS <b>METRIC</b>	FIRST ANGLE PROJECTION		
		mm	INCH	DRAWN BY MLEVYTSKYY	DATE 2009/01/21	TITLE <b>MPM E32XXXXXXXXXX</b>				
		4 PLACES ± ---	± ---	CHECKED BY MDABROWSKA	DATE 2009/01/21	<b>MOLEX INCORPORATED</b> DOCUMENT NO. E32XXXXXXXXXX SHEET NO. 3 OF 4				
		3 PLACES ± ---	± ---	APPROVED BY MWOLSZCZAK	DATE 2009/01/21					
2 PLACES ± ---	± ---	ANGULAR ± ---°		DRAFT WHERE APPLICABLE MUST REMAIN WITHIN DIMENSIONS						
1 PLACE ± ---	± ---	SEE DRAWING		THIS DRAWING CONTAINS INFORMATION THAT IS PROPRIETARY TO MOLEX INCORPORATED AND SHOULD NOT BE USED WITHOUT WRITTEN PERMISSION						

TABELA 3/CHART 3

MOLEX P/N	WOODHEAD P/N
1210400774	E321I4N10021
1210400663	E322N2N30062
1210400378	E322N3N05061
1210400956	E322N2N10024
1210400387	E322N3N20021

ORIGINAL RELEASE EC NO: WEU2009-0449 DRWN: MWOLSZCZAK 2009/06/30 CHKD: MDABROWSKA 2009/07/01 APPR: GOGRODNIK 2009/07/01	QUALITY SYMBOLS	GENERAL TOLERANCES (UNLESS SPECIFIED)		DIMENSION STYLE <b>MM ONLY</b>		SCALE ---	DESIGN UNITS <b>METRIC</b>	FIRST ANGLE PROJECTION		
	= 0 = 0	4 PLACES	mm	INCH	DRAWN BY	DATE	TITLE			
		3 PLACES	± ---	± ---	MLEVYTSKY	2009/01/21	MPM E32XXXXXXXXXX			
		2 PLACES	± ---	± ---	MDABROWSKA	2009/01/21	MOLEX INCORPORATED			
		1 PLACE	± ---	± ---	MWOLSZCZAK	2009/01/21	DOCUMENT NO. E32XXXXXXXXXX			
		ANGULAR ± ---°		APPROVED BY		DATE		SHEET NO.		
		DRAFT WHERE APPLICABLE MUST REMAIN WITHIN DIMENSIONS		MATERIAL NO.		SEE DRAWING		4 OF 4		
				SIZE A3		THIS DRAWING CONTAINS INFORMATION THAT IS PROPRIETARY TO MOLEX INCORPORATED AND SHOULD NOT BE USED WITHOUT WRITTEN PERMISSION				