

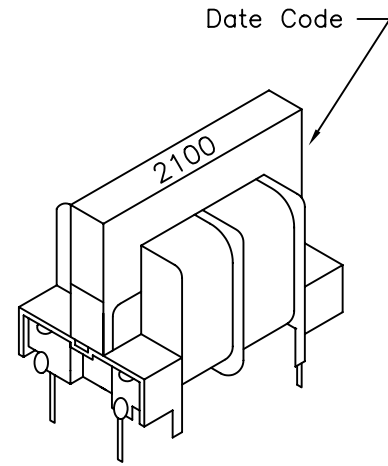
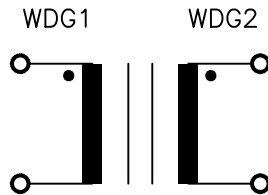
COMMON MODE COIL

A. Electrical Specifications (Ta = +25°C)

1. Rated Voltage:
250V AC 50/60 Hz
2. Rated Current: 2.2A AC
3. Inductance (@ 1 KHz 1V): 10 mH MIN
4. Insulation Resistance:
DC 500V 100MΩ MIN
Between Winding to Winding
Between Winding to Core
5. Hi-Pot Test:
Winding to Winding AC 2.0 KV
Winding to Core

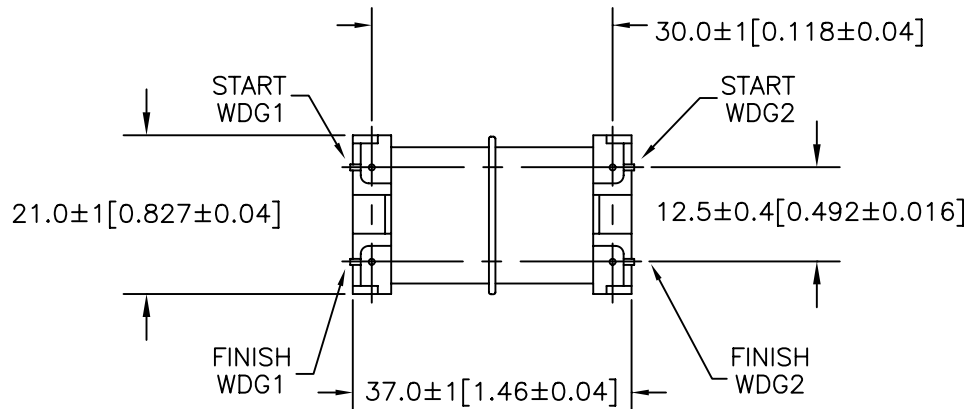
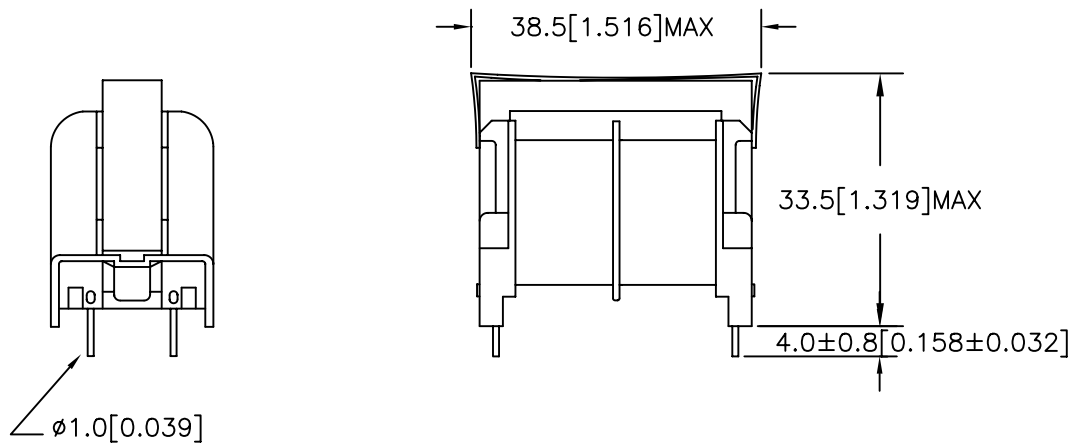
6. DC Resistance: 0.30Ω MAX
- B. Marking; 2100 and date code

C. Schematic Diagram:



MODEL NUMBER
CMF-2100

D. Mechanical Specifications:



TOLERANCES (mm)

≤ 4	± 0.2
$4 < \leq 20$	± 0.3
$20 < \leq 50$	± 0.4

PREPARED BY:

D. Rund

ENGINEER:

T. Shiozawa

QUALITY CONTROL:

D. Kelley

APPROVED:

D. Kelley

DWG CONTROL NO.
P-A4-12198
ACAD\MXFMR\A4121981.DWG

REV

-

COIL
COMMON MODE

TAMURA CORPORATION OF AMERICA

43352 BUSINESS PARK DRIVE, TEMECULA, CA. 92590-6624
(909) 699-1270 FAX 9096769482

CMF-2100

MODEL SPECIFICATION

DIM: mm(In) SCL: 1/2 SH: 1 OF 1

PROPRIETARY NOTICE: THIS DRAWING PRINT OR DOCUMENT AND SUBJECT MATTER DISCLOSED HEREIN ARE PROPRIETARY ITEMS TO WHICH TAMURA RETAINS THE EXCLUSIVE RIGHT OF DISSEMINATION, REPRODUCTION, MANUFACTURE AND SALE. THIS DRAWING, PRINT OR DOCUMENT IS SUBMITTED IN CONFIDENCE FOR CONSIDERATION BY THE RECIPIENT ALONE UNLESS PERMISSION FOR FURTHER DISCLOSURE IS EXPRESSLY GRANTED IN WRITING.