



KTPS120 Series

DoE/CEC Level VI

120-Watt Desktop Adapter, DoE/CEC Level VI Universal Input

INPUT SPECIFICATIONS

All specifications are typical at nominal input, full load.

INPUT SPECIFICATIONS

Input Voltage	AC 100 – 240VAC
Input Frequency	50 – 60Hz
Input Current	1.6A Max
Protection	Internal Primary Current Fuse Inrush Limiting

OUTPUT SPECIFICATIONS

Output Voltage	See Chart
Efficiency	DoE Level VI, Energy Star, ERP Stage 2, NRCAN & GEMS Level VI Certified
Protection	Short Circuit Protection Over Current Protection Over Voltage Protection
Ripple	1-2 % Vp-p (max)
Hold-Up Time	10 mS (min)
Transient Response	0.5mS for 50% Load Change(typ)
Load Regulation	± 5% (typ)
Leakage Current	3.5mA @ 3 pin

GENERAL SPECIFICATIONS

MTBF(Calculated)	300,000 Calculated hours at 25°C by Telcordia SR-332
Dielectric Withstanding Voltage	3,000 VAC Primary – Secondary
EMI Conduction & Radiation	Compliance to EN55022 Class B
Harmonic Current	Compliance to EN61000-3-2,3
EMS Immunity	Compliance to EN61000-4- 2,3,4,5,6,8,11
Safety Approvals	UL/cUL/CE/CB/GS/PSE/FCC



FEATURES

- UNIVERSAL INPUT (AC100-240V)
- DoE/CEC LEVEL VI
- OVER VOLTAGE PROTECTION
- OVER CURRENT PROTECTION
- SHORT CIRCUIT PROTECTION
- ROHS COMPLIANT

ENVIRONMENTAL SPECIFICATIONS

Operating Temperature	0°C~+40°C
Storage Temperature	-20°C ~ +80°C
Cooling.	Convection
Operating Humidity	20 – 80% Rh
Storage Humidity	10 – 90% Rh

MECHANICAL SPECIFICATIONS

Case Dimension	L168 x W66 x H39(mm)
Input Configuration	IEC320-C14 (Optional C6)
DC Cord	18AWG (Optional 16 & 14 AWG)
Output Connector	See Chart

Model Number	Output Voltage	Output Current	Max Output Power
KTPS120-12090-VI	12.0V	9.00A	108W
KTPS120-15080-VI	15.0V	8.00A	120W
KTPS120-16075-VI	16.0V	7.50A	120W
KTPS120-19063-VI	19.0V	6.30A	120W
KTPS120-20060-VI	20.0V	6.00A	120W
KTPS120-24050-VI	24.0V	5.00A	120W
KTPS120-30040-VI	30.0V	4.00A	120W
KTPS120-48025-VI	48.0V	2.50A	120W
KTPS120-56021-VI	56.0V	2.14A	120W

Part Number Key:

KTPS120- xxx yy-VI- P

xxx = output voltage

120=12.0V 135 = 13.5V example

yy = output current

55 = 5.5 amp example

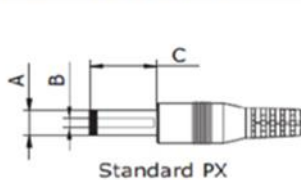
P = output connector

P1/(R)* = 2.1/5.5/9.5mm, P2/(R)* = 2.5/5.5/9.5...

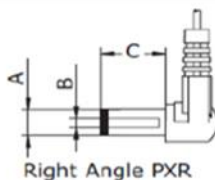
* **R** = Right Angle Connectors

Note: Center Positive (+) standard

Standard DC Plug



Standard PX

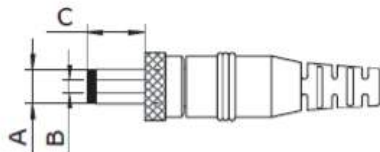


Right Angle PXR

	A	B	C	Unit
P1 / P1R	5.5	2.1	9.5	mm
P2 / P	5.5	2.5	9.5	mm
P3 / P3R	3.5	1.35	9.5	mm
P4 / P4R	3.8	1.35	9.5	mm
P5 / P5R	3.8	1.05	9.5	mm
P12/P12R	5.5	2.1	12	mm

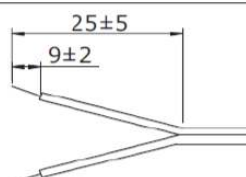
P100 = User Defined

Locking DC Plug



	A	B	C	Unit
P6	5.5	2.1	9.5	mm
P7	5.5	2.5	9.5	mm

Stripped and Tinned



ST = Stripped and Tinned



KTPS120 Series

DoE/CEC Level VI

8. Mechanical :

8.1 Weight : 630g Typical

8.2 Cable Type : Black UL1185 14AWG
(Wire + Plug)

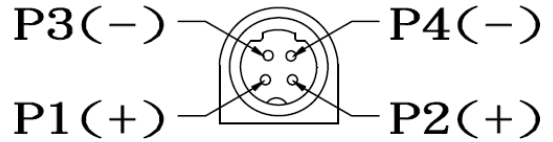
Plug : 4PIN DIN

8.3 Cable Length : 1000mm

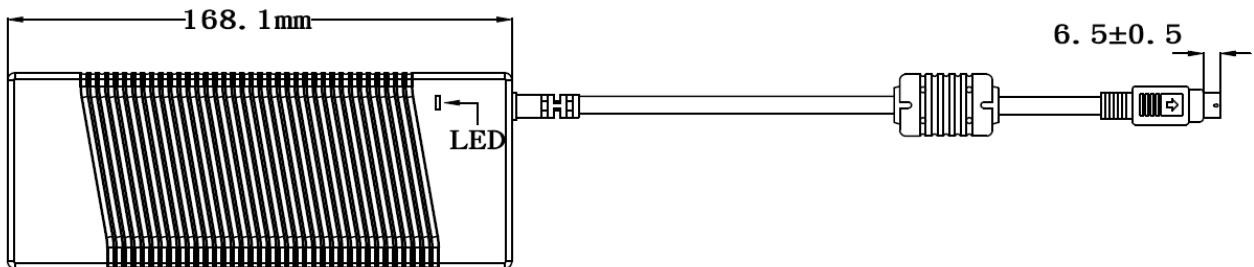
8.4 Case Dimension : 168.1mm(L)*65.9mm(W)*39mm(H)

8.5 Material Flammability : UL 94V-0

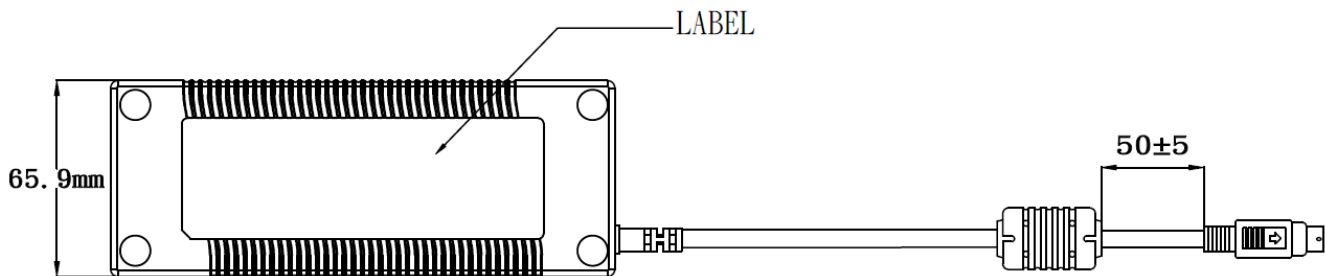
8.6 External Apperance : As drawing below (Scale → mm)



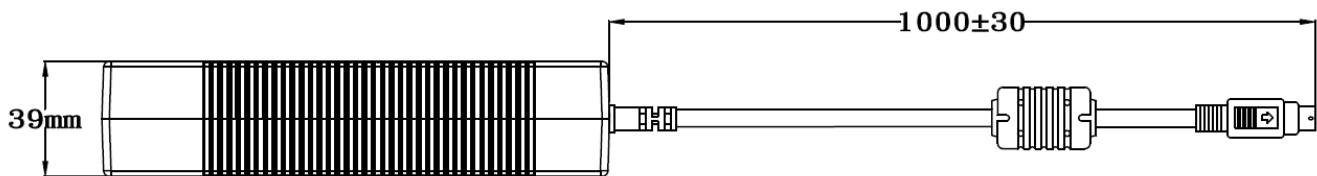
Output Cable Plug Pin Assignment



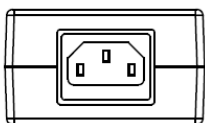
TOP-VIEW



BOTTOM-VIEW



SIDE-VIEW



FRONT-VIEW