



AMP-LATCH | AMP-LATCH Universal Headers

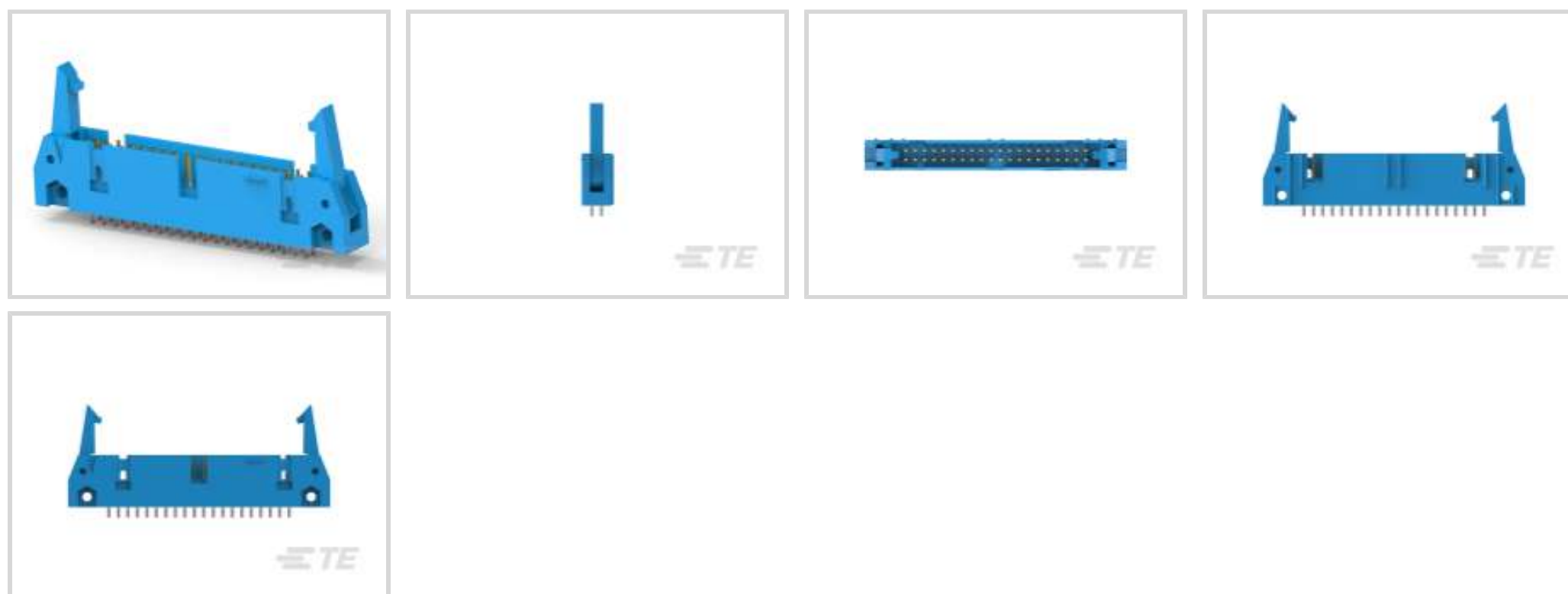
TE Internal #: 2-5499206-9

Ribbon Cable Connectors, Wire-to-Board, 40 Position, 2.54 mm [.1 in] Centerline, Vertical, Through Hole - Solder, 2 Row, AMP-LATCH Universal Headers

[View on TE.com >](#)

Connectors > PCB Connectors > Wire-to-Board Connectors > FFC, FPC & Ribbon Connectors > Ribbon Cable Connectors >

AMP-LATCH UNIVERSAL HEADERS



Connector System: **Wire-to-Board**

Number of Positions: **40**

Centerline (Pitch): **2.54 mm [.1 in]**

PCB Mount Retention: **Without**

PCB Mount Orientation: **Vertical**

[All AMP-LATCH UNIVERSAL HEADERS \(525\)](#)

Features

Product Type Features

| | |
|------------------------------------|--------------------------------|
| Ribbon Cable Connector Header Type | Universal Ejection Pin Headers |
| Connector Mating Latch & Lock Type | Long |
| Connector Product Type | Connector Assembly |
| Connector System | Wire-to-Board |
| Connector & Housing Type | Plug |
| Connector & Contact Terminates To | Printed Circuit Board |

Configuration Features

| | |
|-----------------------|----------|
| Number of Positions | 40 |
| PCB Mount Orientation | Vertical |
| Number of Rows | 2 |

Electrical Characteristics

| | |
|-----------------------|---------|
| Insulation Resistance | 5000 MΩ |
|-----------------------|---------|



| | |
|-------------------|---------|
| Operating Voltage | 250 VAC |
|-------------------|---------|

Body Features

| | |
|-----------------------|----------|
| Primary Product Color | Blue |
| Connector Profile | Standard |

Contact Features

| | |
|---|----------------------------|
| Mating Square Post Dimension | .64 mm[.025 in] |
| PCB Contact Termination Area Plating Material Thickness | 2.54 μ m[100 μ in] |
| Contact Type | Pin |
| Contact Mating Area Plating Material Thickness | .76 μ m[30 μ in] |
| Contact Mating Area Plating Material | Gold |
| Contact Shape & Form | Square |
| PCB Contact Termination Area Plating Material | Tin |
| Contact Base Material | Phosphor Bronze |
| Contact Current Rating (Max) | 1 A |

Termination Features

| | |
|---|-----------------------|
| Round Termination Post & Tail Diameter | .64 mm[.025 in] |
| Termination Post & Tail Length | 2.79 mm[.11 in] |
| Termination Method to Printed Circuit Board | Through Hole - Solder |

Mechanical Attachment

| | |
|-------------------------|----------------|
| Mating Alignment | With |
| PCB Mount Alignment | Without |
| Panel Mount Feature | Without |
| PCB Mount Retention | Without |
| Mating Alignment Type | Center |
| Mating Retention | With |
| Mating Retention Type | Ejection Latch |
| Connector Mounting Type | Board Mount |

Housing Features

| | |
|--------------------|------------------------------|
| Housing Material | Glass Filled Nylon/Polyester |
| Centerline (Pitch) | 2.54 mm[.1 in] |

Dimensions

| | |
|------------------------|-----------------|
| Shrouded End Dimension | 3.81 mm[.15 in] |
|------------------------|-----------------|



| | |
|------------------|------------------|
| Connector Length | 70.1 mm[2.76 in] |
|------------------|------------------|

| | |
|------------------|-------------------|
| Connector Height | 13.94 mm[.548 in] |
|------------------|-------------------|

| | |
|-----------------------------|------------------|
| PCB Thickness (Recommended) | 1.57 mm[.062 in] |
|-----------------------------|------------------|

| | |
|--------------------|----------------|
| Row-to-Row Spacing | 2.54 mm[.1 in] |
|--------------------|----------------|

Usage Conditions

| | |
|----------------------------|----------|
| Housing Temperature Rating | Standard |
|----------------------------|----------|

| | |
|-----------------------------|----------------------------|
| Operating Temperature Range | -65 – 105 °C[-85 – 221 °F] |
|-----------------------------|----------------------------|

Operation/Application

| | |
|---------------------|--------|
| Circuit Application | Signal |
|---------------------|--------|

Industry Standards

| | |
|------------------------|----------|
| UL Flammability Rating | UL 94V-0 |
|------------------------|----------|

Packaging Features

| | |
|--------------------|----|
| Packaging Quantity | 18 |
|--------------------|----|

| | |
|------------------|------|
| Packaging Method | Tray |
|------------------|------|

Other

| | |
|---------------------------------|------------------------|
| Wire-to-Board Connector Comment | Mates with Receptacles |
|---------------------------------|------------------------|

Product Compliance

[For compliance documentation, visit the product page on TE.com>](#)

| | |
|------------------------------|-----------|
| EU RoHS Directive 2011/65/EU | Compliant |
|------------------------------|-----------|

| | |
|-----------------------------|-----------|
| EU ELV Directive 2000/53/EC | Compliant |
|-----------------------------|-----------|

| | |
|---|---|
| China RoHS 2 Directive MIIT Order No 32, 2016 | No Restricted Materials Above Threshold |
|---|---|

| | |
|--|--|
| EU REACH Regulation (EC) No. 1907/2006 | Current ECHA Candidate List: JUNE 2023 (235) Candidate List Declared Against: JAN 2023 (233) Does not contain REACH SVHC |
|--|--|

| | |
|-----------------|--|
| Halogen Content | Not Low Halogen - contains Br or Cl > 900 ppm. |
|-----------------|--|

| | |
|---------------------------|------------------------------|
| Solder Process Capability | Wave solder capable to 265°C |
|---------------------------|------------------------------|

Product Compliance Disclaimer



This information is provided based on reasonable inquiry of our suppliers and represents our current actual knowledge based on the information they provided. This information is subject to change. The part numbers that TE has identified as EU RoHS compliant have a maximum concentration of 0.1% by weight in homogenous materials for lead, hexavalent chromium, mercury, PBB, PBDE, DBP, BBP, DEHP, DIBP, and 0.01% for cadmium, or qualify for an exemption to these limits as defined in the Annexes of Directive 2011/65/EU (RoHS2). Finished electrical and electronic equipment products

will be CE marked as required by Directive 2011/65/EU. Components may not be CE marked. Additionally, the part numbers that TE has identified as EU ELV compliant have a maximum concentration of 0.1% by weight in homogenous materials for lead, hexavalent chromium, and mercury, and 0.01% for cadmium, or qualify for an exemption to these limits as defined in the Annexes of Directive 2000/53/EC (ELV). Regarding the REACH Regulation, the information TE provides on SVHC in articles for this part number is based on the latest European Chemicals Agency (ECHA) 'Guidance on requirements for substances in articles' posted at this URL: <https://echa.europa.eu/guidance-documents/guidance-on-reach>

Compatible Parts

| | | | |
|---|---|--|---|
|  <p>TE Part # 499252-1 040 STRAIN RELIEF A-L RCPT</p> |  <p>TE Part # 1-1658527-3 622-4041LF FEM SOCKET, LEAD FREE</p> |  <p>TE Part # 1658622-9 40 NOVO MIL/CTR 30DP, LEAD FREE</p> |  <p>TE Part # 1658620-9 40 NOVO MIL 15DP, LEAD FREE</p> |
|  <p>TE Part # 1658621-9 40 NOVO MIL/CTR 15DP, LEAD FREE</p> |  <p>TE Part # 1658623-9 40 NOVO MIL 30DP, LEAD FREE</p> |  <p>TE Part # 2-1658526-0 609-4030LF FEM SOCKET, LEAD FREE</p> |  <p>TE Part # 2-1658526-1 609-4041LF FEM SOCKET, LEAD FREE</p> |
|  <p>TE Part # 1-1658528-9 636-4041LF=FEM SKT BLD POL S/R</p> |  <p>TE Part # 1658624-9 40 NOVO DUAL 30DP, LEAD FREE</p> |  <p>TE Part # CAT-AM71-A85022 Female Socket Connectors: Strain Relief</p> |  <p>TE Part # 1-1658527-2 622-4030LF FEM SOCKET, LEAD FREE</p> |

Also in the Series | AMP-LATCH Universal Headers

| | |
|---|---|
|  <p>Ribbon Cable Connectors(525)</p> |  <p>Ribbon Connector Accessories(13)</p> |
|---|---|

Customers Also Bought



Documents

Product Drawings

[A/L UNIV HDR 40P VERT LG LAT B](#)

English

CAD Files

[3D PDF](#)

3D

Customer View Model

[ENG_CVM_CVM_2-5499206-9_C.2d_dxf.zip](#)

English

Customer View Model

[ENG_CVM_CVM_2-5499206-9_C.3d_igs.zip](#)

English

Customer View Model

[ENG_CVM_CVM_2-5499206-9_C.3d_stp.zip](#)

English

By downloading the CAD file I accept and agree to the [Terms and Conditions](#) of use.

Product Specifications

[Product Specification](#)

English

Product Environmental Compliance

[Product Compliance Document](#)

English

[Product Compliance Document](#)

English



[Agency Approvals](#)

[UL Report](#)

English