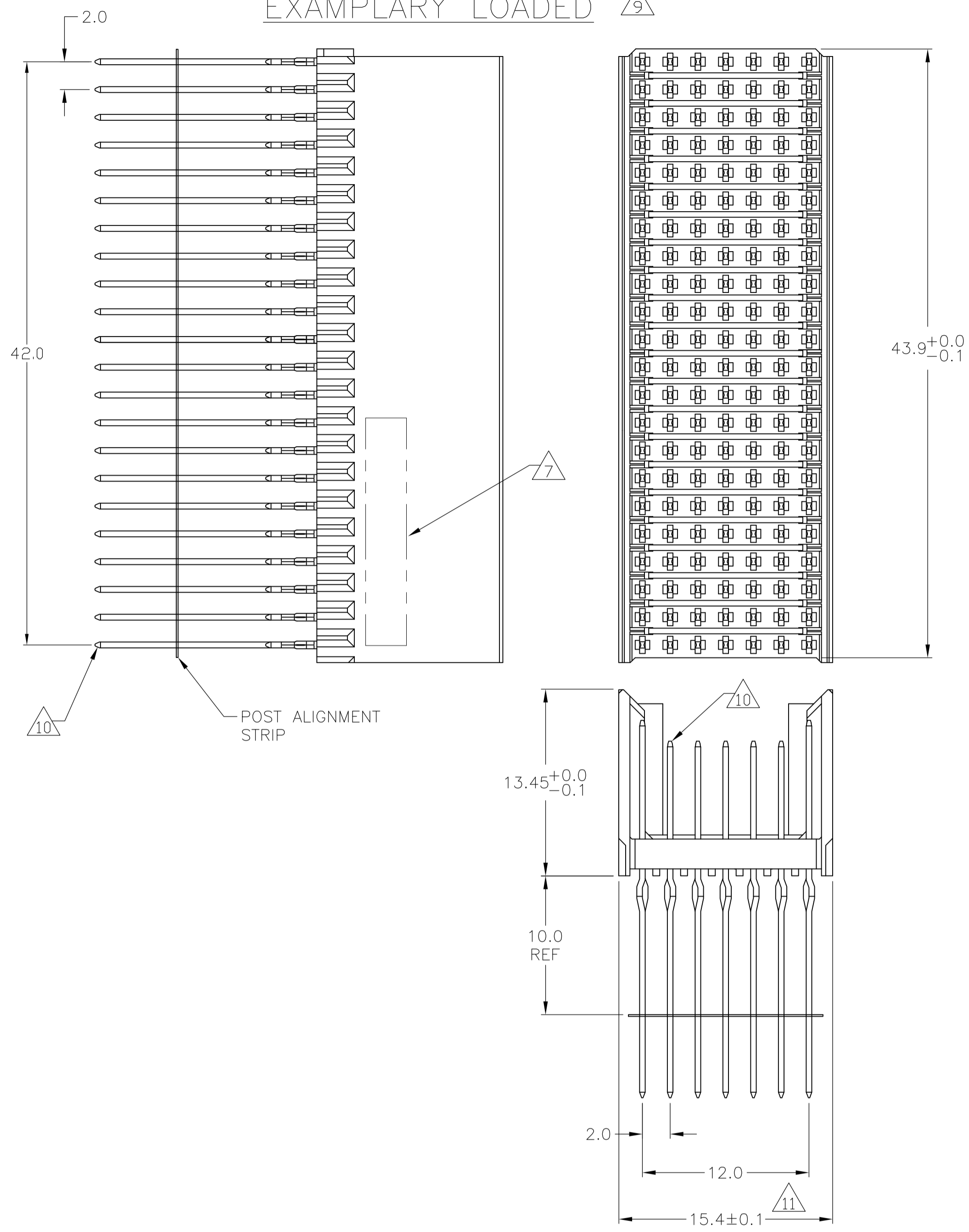
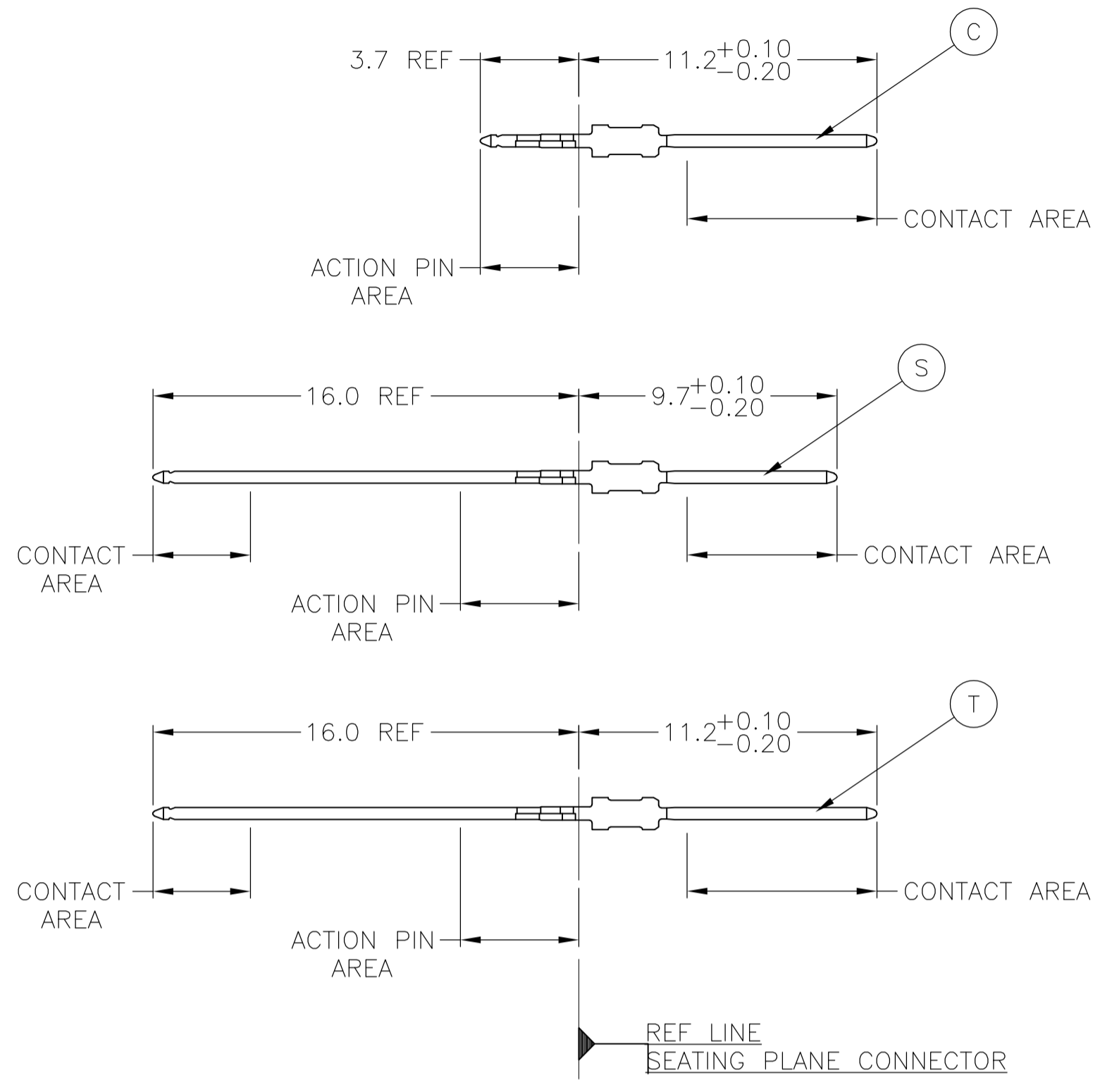


CONNECTOR ASSEMBLY EXAMPLARY LOADED



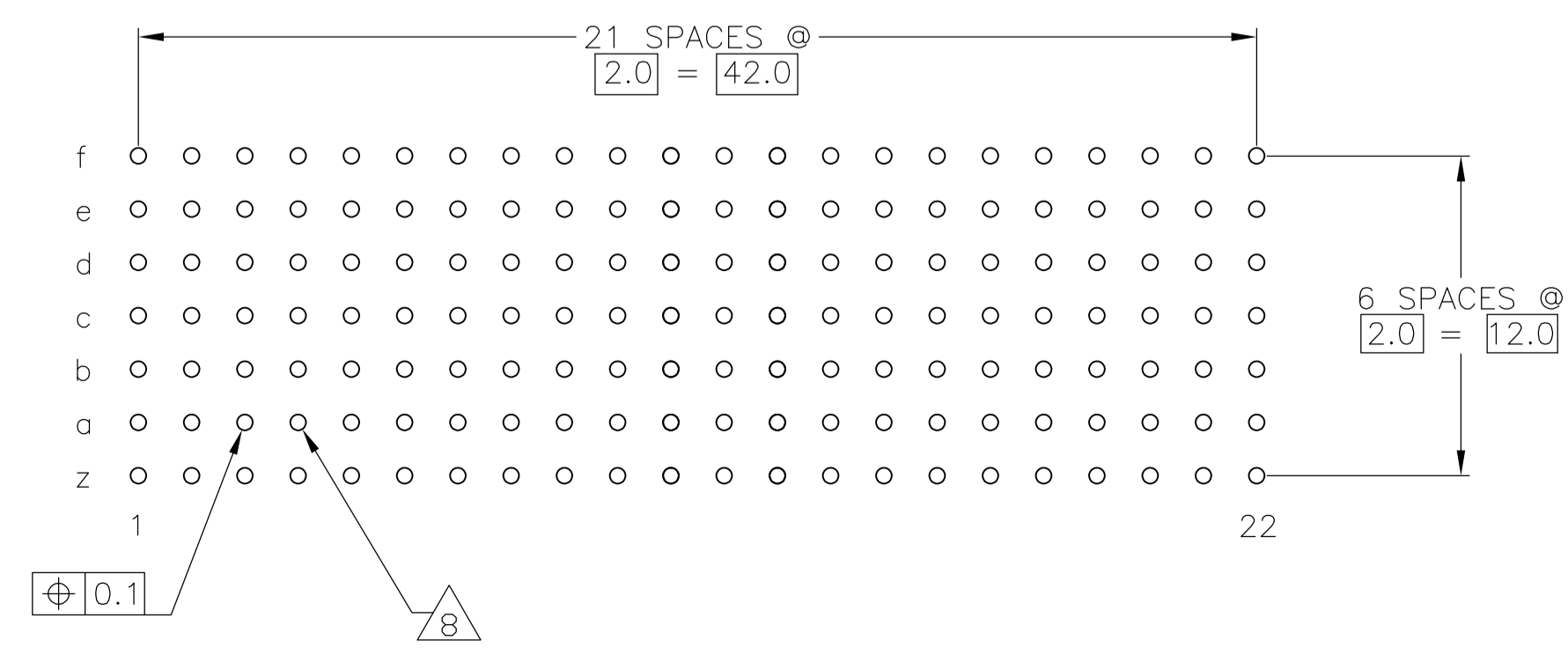
CONTACT DIMENSIONS SCALE 5:1



CONTACT LAYOUT

	z	a	b	c	d	e	f
1	T	S	S	S	S	S	T
2	T	S	S	S	S	S	T
3	T	S	S	S	S	S	T
4	T	S	S	S	S	S	T
5	T	S	S	S	S	S	T
6	T	S	S	S	S	S	T
7	T	S	S	S	S	S	T
8	T	S	S	S	S	S	T
9	T	S	S	S	S	S	T
10	T	S	S	S	S	S	T
11	C	S	S	S	S	S	C
12	C	S	S	S	S	S	C
13	T	S	S	S	S	S	T
14	T	S	S	S	S	S	T
15	T	S	S	S	S	S	T
16	T	S	S	S	S	S	T
17	T	S	S	S	S	S	T
18	T	S	S	S	S	S	T
19	T	S	S	S	S	S	T
20	T	S	S	S	S	S	T
21	T	S	S	S	S	S	T
22	T	S	S	S	S	S	T

RECOMMENDED PCB-HOLE LAYOUT COMPONENT SIDE SHOWN



PLATED THRU HOLES PARAMETERS REFERENCE APPLICATION SPECIFICATION

2 6 12	1-6345112-9
2 5 12	6345112-9
2 4	6345112-4
2 3	6345112-1
FINISH	PART NUMBER

THIS DRAWING IS A CONTROLLED DOCUMENT.

DIMENSIONS: mm	TOLERANCES UNLESS OTHERWISE SPECIFIED:	DIN B CARBO	DELMAYOS	Tyco Electronics Corporation
0-PLC ±	1-PLC ±0.1	CHK G SKIPPER	DELMAYOS	Harrisburg, Pa 17105-3608
2-PLC ±	3-PLC ±	APVD G SKIPPER	DELMAYOS	MALE ASSEMBLY, Z-PACK 2mm HM, TYPE B
4-PLC ±	ANGLES	PRODUCT SPEC		108-19082
		APPLICATION SPEC		114-19029
MATERIAL 1	FINISH SEE TABLE	WEIGHT	SIZE CAGE CODE DRAWING NO	RESTRICTED TO
			A1 00779 C=6345112	
		CUSTOMER DRAWING	SCALE 4:1	SHEET 1 OF 2 REV B

LOC	DIST	REVISIONS			
AD	00	REV	DATE	BY	APPV
		1			
		2			
		3			
		4			
		5			
		6			
		7			
		8			
		9			
		10			
		11			
		12			

- 1 MATERIAL:
CONTACT: PHOSPHOR BRONZE.
HOUSING: GLASS-FILLED POLYESTER.
- 2 GENERAL PLATING SPECIFICATION: UNDERPLATING
(ENTIRE CONTACT): 1.27µm MIN NICKEL AND ACTION
PIN: 0.5µm MIN TIN.
FOR PLATING OF MATING SURFACES SEE APPLICABLE
SPECIFICATION REFERENCE FOR EACH DASH NUMBER.
- 3 CONFORMS TO ALL TESTING ACCORDING TO IEC 61076-4-101
PERFORMANCE LEVEL 2.
- 4 CONFORMS TO ALL TESTING ACCORDING TO IEC 61076-4-101
PERFORMANCE LEVEL 1.
- 5 CONNECTOR TESTED AND QUALIFIED AGAINST TELCORDIA GR-1217-CORE QUALITY LEVEL 3,
CENTRAL OFFICE APPLICATIONS.
- 6 CONNECTOR TESTED AND QUALIFIED AGAINST TELCORDIA GR-1217-CORE QUALITY LEVEL 3,
UNCONTROLLED ENVIROMENT APPLICATIONS.
- 7 CONNECTOR MARKED WITH PART NUMBER AND DATE CODE.
ADDITIONAL CHARACTERS OR MARKINGS, AS WELL AS THE LOCATION OF THE MARKINGS,
MAY BE ADDED FOR TRACEABILITY BASED UPON MANUFACTURERS DISCRETION.
- 8 PLATED-THROUGH HOLES AT 2x2mm SQUARE GRID
PATTERN DEFINED BY CONTACT LAYOUT.
- 9 FOR ACTUAL PIN LOADING SEE "CONTACT LAYOUT".
- 10 FOR ACTUAL PIN DIMENSIONS SEE "CONTACT DIMENSIONS".
- 11 TO BE MEASURED AT BOTTOM OF SHROUD.
- 12 CONNECTOR LUBRICATED WITH BELCORE APPROVED LUBRICANT,
TECHNICAL REFERENCE: TR-NWT-001217 ISSUE 1, SEP 1992.

THIS DRAWING IS A CONTROLLED DOCUMENT.		DIN B CARBO	DE MAYOS	Tyco Electronics Corporation Harrisburg, Pa 17105-3608	
DIMENSIONS: mm		CIK G SKIPPER	DE MAYOS	NAME MALE ASSEMBLY, Z-PACK 2mm HM, TYPE B	
TOLERANCES UNLESS OTHERWISE SPECIFIED: 0-PLC ± 1-PLC ±0.1 2-PLC ± 3-PLC ± 4-PLC ± ANGLES ±		APVD G SKIPPER	DE MAYOS	PRODUCT SPEC 108-19082	
MATERIAL SEE SHEET 1		APPLICATION SPEC 114-19029	DE MAYOS	SIZE A1	CAGE CODE 00779
FINISH SEE SHEET 1		WEIGHT -	DE MAYOS	DRAWING NO 6345112	RESTRICTED TO -
CUSTOMER DRAWING			SCALE 4:1	SHEET 2 OF 2	REV B