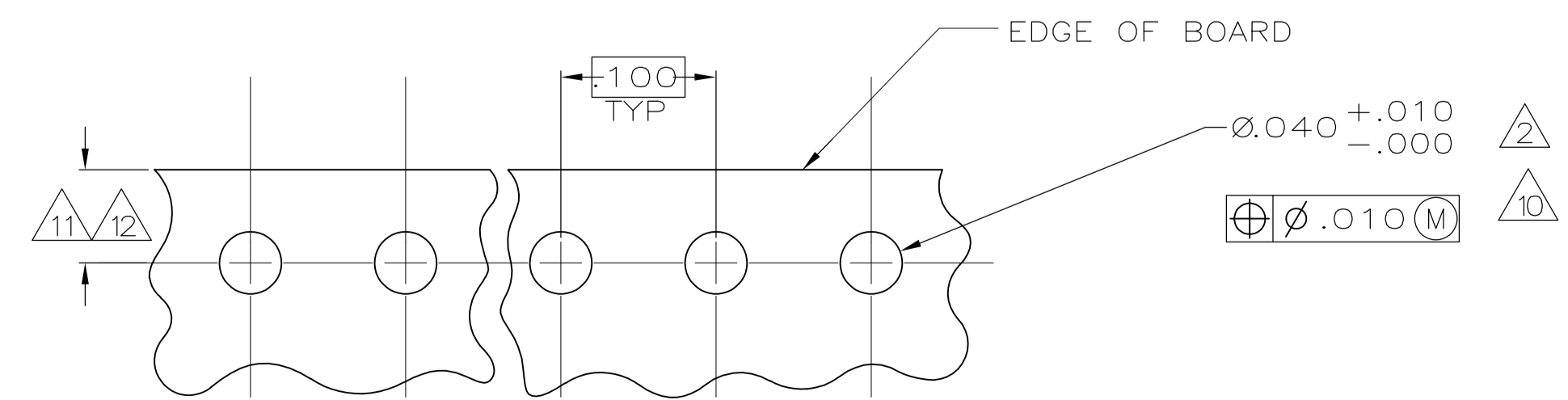
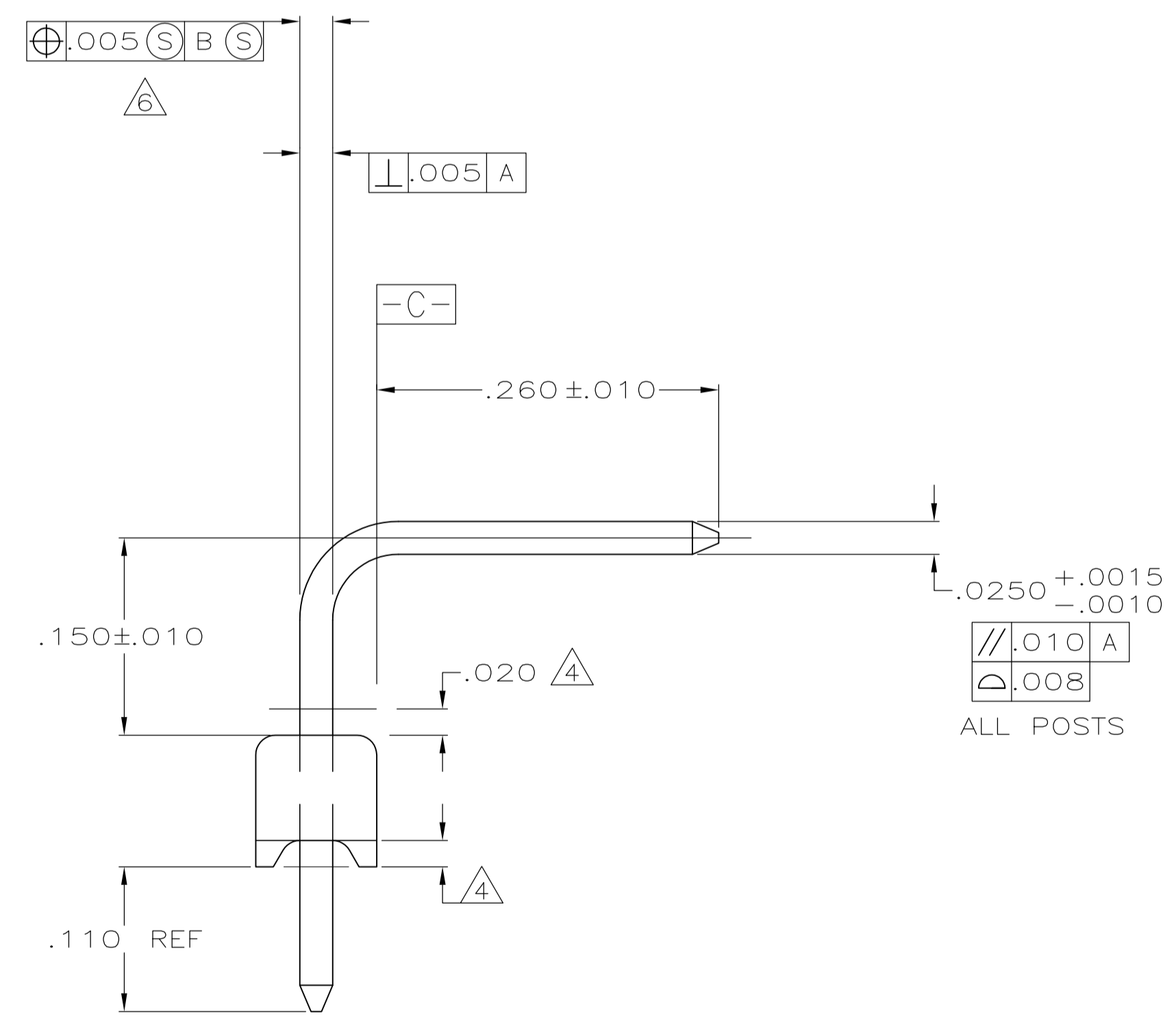
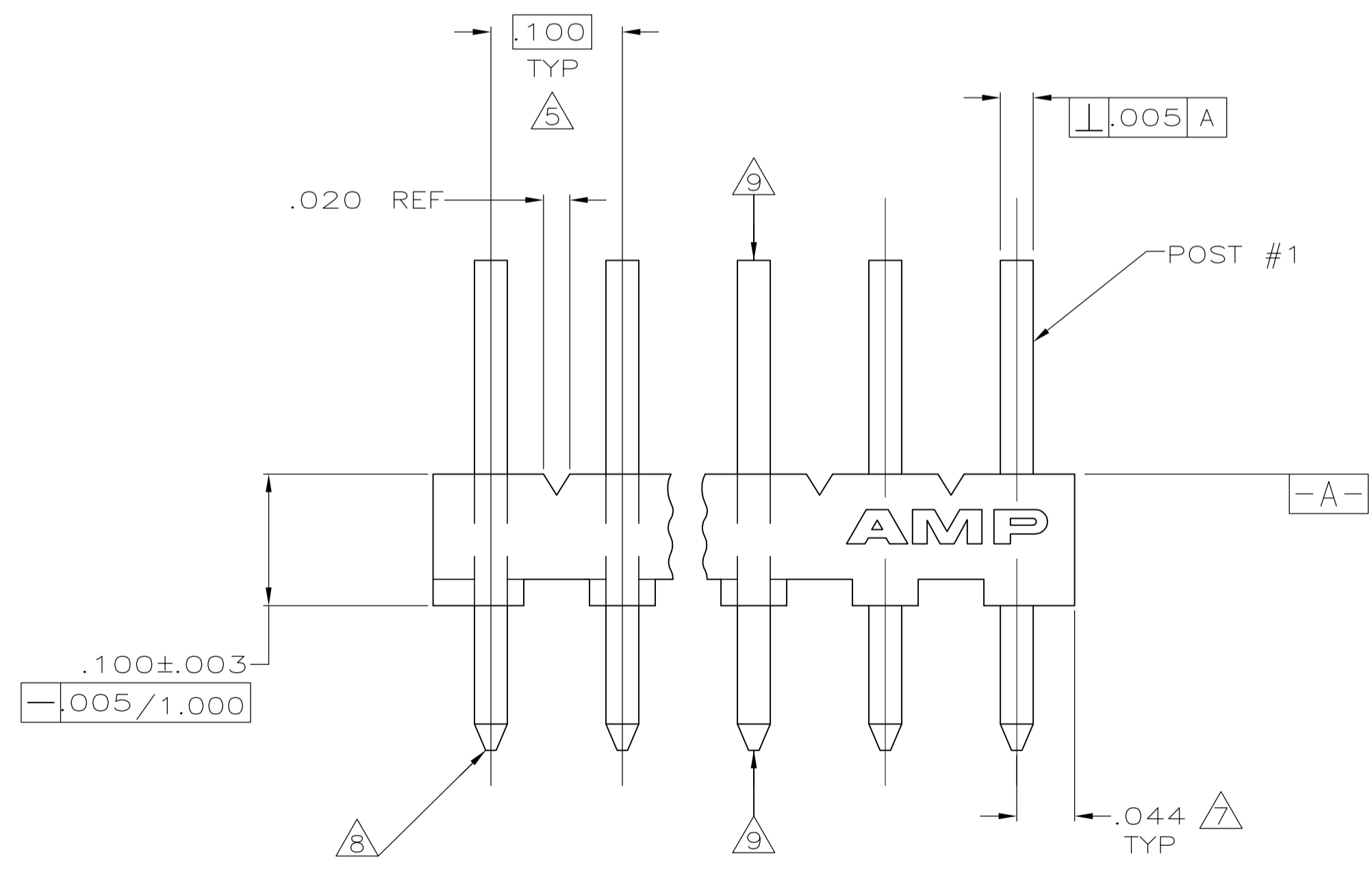
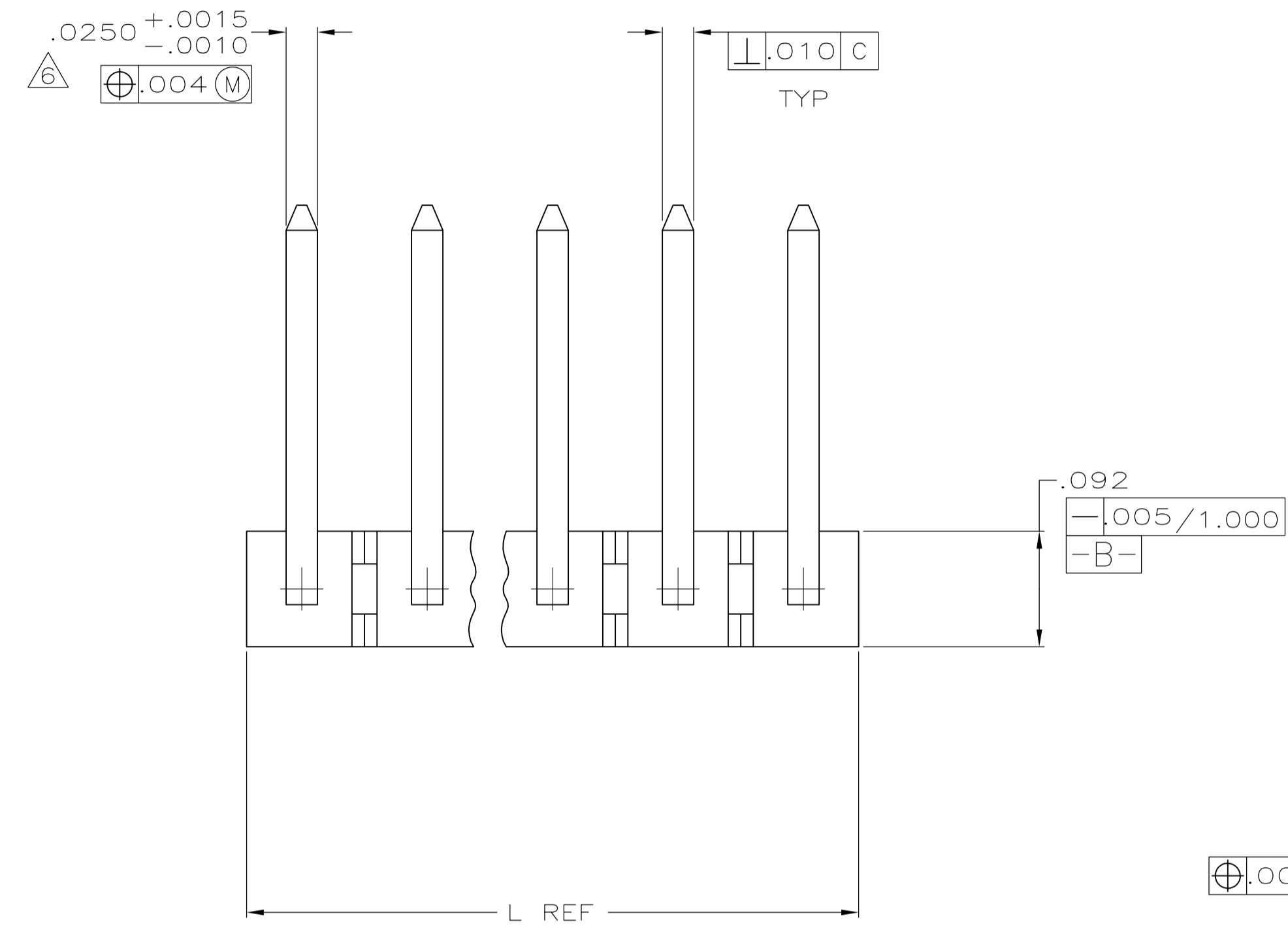


- 1 MATERIAL:  
BASE: THERMOPLASTIC POLYESTER, UL 94V-0 (NATURAL).  
POST: COPPER ALLOY (TIN OR TIN-LEAD PLATED, .000150 MIN THK).
  - 2 ONE HOLE MAY BE UNDERSIZED (.032-.035 DIA) FOR ASSEMBLY RETENTION DURING WAVE SOLDERING.
  - 3 PARTS MUST COMPLY WITH AMP SOLDERABILITY SPEC 109-11-2.
  - 4 PLASTIC AROUND POST PERMISSIBLE IN THIS AREA ONLY.
  - 5 DIMENSION APPLIES WHEN HEADER IS HELD FLAT.
  - 6 MEASURED AT  $-A-$
  - 7 COORDINATE DIMENSION APPLIES FROM CENTER OF ACTUAL FEATURE.
  - 8 RADIUS AT TIP PERMITTED, BOTH ENDS.
  - 9 POST MUST WITHSTAND 3.0 LB MIN AXIAL FORCE IN BOTH DIRECTIONS WITHOUT DISLODGING.
  - 10 SOLDER SIDE OF BOARD IS SHOWN.
  - 11 DIMENSION SHOULD BE .060 MIN WHEN MATING WITH A MTA-100 CONNECTOR ASSEMBLY OR A CST-100 CONNECTOR.
  - 12 DIMENSION SHOULD BE .060-.340 WHEN MATING CONNECTOR WIRING EXITS HOUSING INTO BOARD.
- 1.3. AMP LOGO MAY OR MAY NOT APPEAR ON MOLDING HOUSING.



RECOMMENDED MOUNTING HOLE PATTERN FOR .063 THICK P.C. BOARD

SUPERSEDED BY 5-644457-8
SUPERSEDED BY 5-644457-7
SUPERSEDED BY 5-644457-6
SUPERSEDED BY 5-644457-5
SUPERSEDED BY 5-644457-4
SUPERSEDED BY 5-644457-3
SUPERSEDED BY 5-644457-2
SUPERSEDED BY 5-644457-1
SUPERSEDED BY 5-644457-0
SUPERSEDED BY 4-644457-9
SUPERSEDED BY 4-644457-8
SUPERSEDED BY 4-644457-7
SUPERSEDED BY 4-644457-6
SUPERSEDED BY 4-644457-5
SUPERSEDED BY 4-644457-4
SUPERSEDED BY 4-644457-3
SUPERSEDED BY 4-644457-2
SUPERSEDED BY 4-644457-1
SUPERSEDED BY 4-644457-0
SUPERSEDED BY 3-644457-9
SUPERSEDED BY 3-644457-8
SUPERSEDED BY 3-644457-7
SUPERSEDED BY 3-644457-6
SUPERSEDED BY 3-644457-5
SUPERSEDED BY 3-644457-4
SUPERSEDED BY 3-644457-3
SUPERSEDED BY 3-644457-2

NO. OF POSTS	IN	MM	NO. OF CIRCUITS	PART NUMBER
28	2.788	70.82	28	5-644457-8
27	2.688	68.28	27	5-644457-7
26	2.588	65.74	26	5-644457-6
25	2.488	63.20	25	5-644457-5
24	2.388	60.66	24	5-644457-4
23	2.288	58.12	23	5-644457-3
22	2.188	55.58	22	5-644457-2
21	2.088	53.04	21	5-644457-1
20	1.988	50.50	20	5-644457-0
19	1.888	47.96	19	4-644457-9
18	1.788	45.42	18	4-644457-8
17	1.688	42.88	17	4-644457-7
16	1.588	40.34	16	4-644457-6
15	1.488	37.80	15	4-644457-5
14	1.388	35.26	14	4-644457-4
13	1.288	32.72	13	4-644457-3
12	1.188	30.18	12	4-644457-2
11	1.088	27.64	11	4-644457-1
10	.988	25.10	10	4-644457-0
9	.888	22.56	9	3-644457-9
8	.788	20.02	8	3-644457-8
7	.688	17.48	7	3-644457-7
6	.588	14.94	6	3-644457-6
5	.488	12.40	5	3-644457-5
4	.388	9.86	4	3-644457-4
3	.288	7.32	3	3-644457-3
2	.188	4.78	2	3-644457-2

THIS DRAWING IS A CONTROLLED DOCUMENT.

DIMENSIONS: INCHES	TOLERANCES UNLESS OTHERWISE SPECIFIED:	DIN S. CARPENTER 27MAY2003	APVD D. BOSSI 27MAY2003	NAME
0. PLC ± .005	1. PLC ± .005	2. PLC ± .005	3. PLC ± .005	4. PLC ± .005
5. ANGLE ± .005	6. ANGLE ± .005	7. ANGLE ± .005	8. ANGLE ± .005	9. ANGLE ± .005

MATERIAL: THERMOPLASTIC POLYESTER, UL 94V-0 (NATURAL). FINISH: COPPER ALLOY (TIN OR TIN-LEAD PLATED, .000150 MIN THK).

STE TE Connectivity

MTA-100 HEADER ASSEMBLY, NARROW, .025 SQUARE RIGHT ANGLE POST, TIN PLATED

SIZE: A1 CAGE CODE: 00779 DRAWING NO: 644457

CUSTOMER DRAWING SCALE: 10:1 SHEET 1 OF 1 REV: E2