
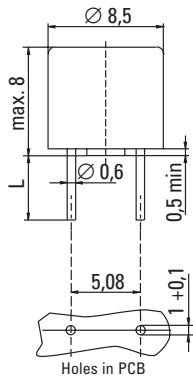


TR5® / No. 384



Dimensions (mm)



Long Leads (L=18.8mm)



IEC 60127-3/IV, 250V, T

Time-Current Characteristic

Time Lag (T)

Standard

IEC 60127-3/IV

Approvals

VDE: License No. 137847
 SEMKO: Certificate No. 0135203 / 300454
 cULus Recognized: File No. E 67006
 METI: File No. 32-1926, JET0381-31007-1001
 CCC: pending

Features

- Enhanced breaking capacity
- Lead-Free construction
- Suitable for Lead-Free soldering
- Reduced PCB space requirements
- Low internal resistance
- Shocksafe casing
- Vibration resistant

WebLinks

Data Sheet - latest version

www.wickmannusa.com/products/384.pdf

Approval Certificates

www.wickmannusa.com/approvals

Time-Current Curve

www.wickmannusa.com/itcurves

Packaging

www.wickmannusa.com/pack

For Application Information refer to

www.wickmannusa.com/download/fuseology.pdf

Specifications

Packaging Code and Info

000: Tape/Ampack (1000 pcs.)

Materials

Base/Cap: Brown Thermoplastic
 Polyamide PA 6.6, UL 94V0
 Round Pins: Copper alloy, tin plated

Operating Temperature

-40°C to +85°C (consider de-rating)

Climatic Category

-25°C/+70°C/21 days (IEC 60068-2-1..3)

Stock Conditions

+10°C to +60°C
 relative humidity ≤ 75% yearly average,
 without dew, maximum value for 30 days-95%

Vibration Resistance

24 cycles at 15 min. each (IEC 60068-2-6)
 10 - 60Hz at 0.75mm amplitude
 60 - 2000Hz at 10g acceleration

Lead Pull Strength

10N (IEC 60068-2-21)


Solderability

260°C, ≤ 3 sec. (Wave)
 350°C, ≤ 1 sec. (Hand)

Soldering Heat Resistance

260°C, 10 sec. (IEC 60068-2-20)

Marking

 , 384, 250V, T, Current Rating, Approvals

Unit Weight

0.82g (approx.)

Limits for Pre-arcing Time					
Rated Current	1.5 x I _{Rated}	2.1 x I _{Rated}	2.75 x I _{Rated}	4 x I _{Rated}	10 x I _{Rated}
1.00A / 3.15A	> 1h	< 2 min	400ms ... 10s	150ms ... 3s	20ms ... 150ms



Permissible continuous operating current is ≤ 100% at ambient temperature of 23°C (73.4°F).											
Rated Current	Amp Code	Voltage Rating	Breaking Capacity	Voltage Drop 1.0 x I _{Rated} max. (mV)	Power Dissipation 1.5 x I _{Rated} max. (mW)	Melting Integral 10 x I _{Rated} min. (A²s)	Approvals				
							VDE	SEMKO	cULus	METI	CCC
1.00A	1100	250V		140	400	2.8	•	•	•	•	P
1.25A	1125	250V		130	500	5	•	•	•	•	P
1.60A	1160	250V	150A / 250VAC ¹	115	600	8	•	•	•	•	P
2.00A	1200	250V	50-60Hz	100	650	14	•	•	•	•	P
2.50A	1250	250V	cos φ = 1.0	100	850	32	•	•	•	•	P
3.15A	1315	250V		95	1100	45	•	•	•	•	P

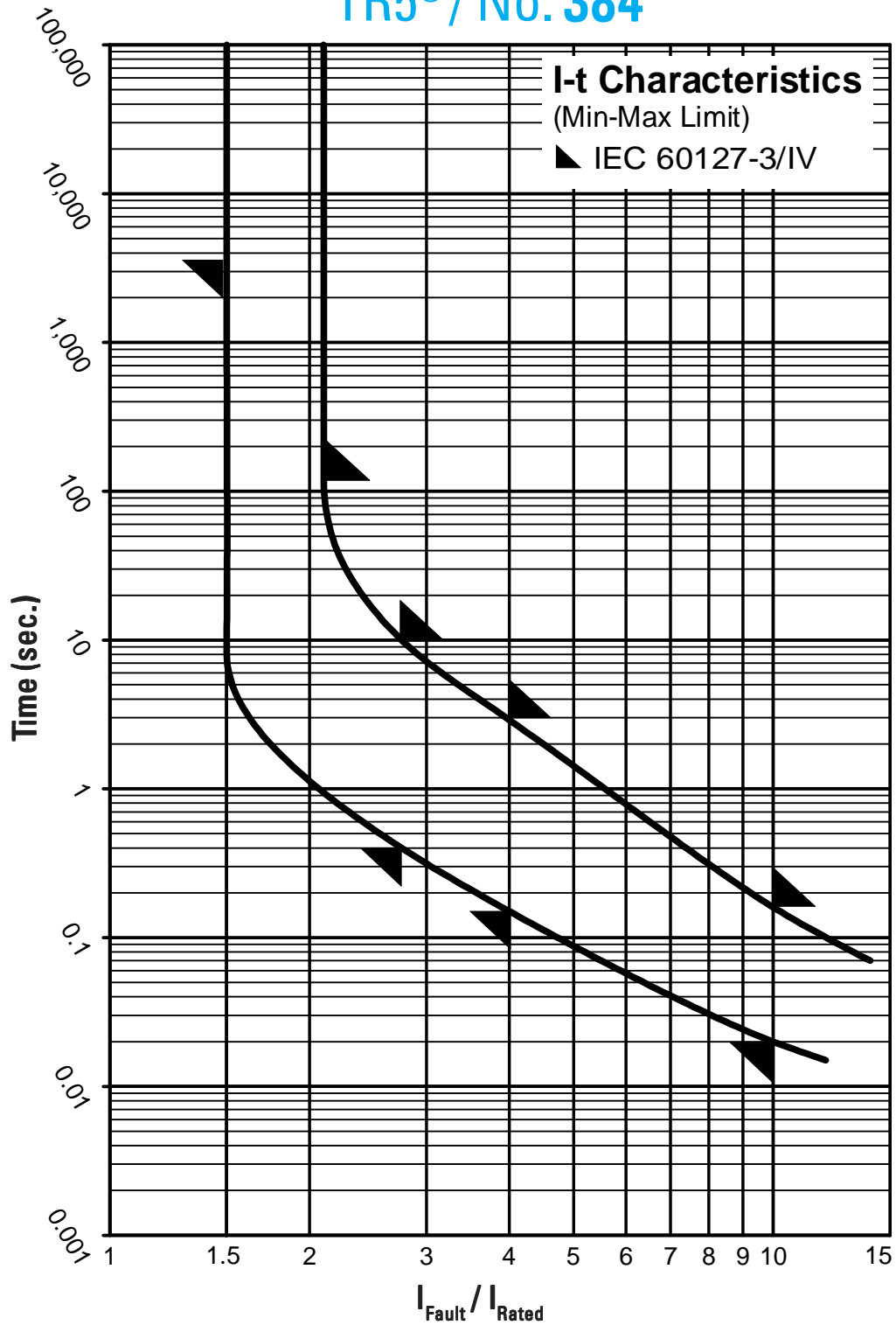
¹ Breaking capacity ratings per approval agencies:
 VDE: 35 A at 250V
 150 A at 250V; Expert Report
 SEMKO: 150 A at 250V
 UL: 50 A at 250V
 METI: 100 A at 250V

P Pending

Order Information	Qty.	Order-Number	Series	Amp Code	Pack. Code
			384		

Specifications are subject to change without notice.

TR5® / No. 384



Contact WICKMANN for individual I-t curves