

WSA48M - ① ② ③ ④ ⑤ - ⑥

SWITCH FUNCTION CODE	SWITCH FUNCTION DESCRIPTION
1	MECHANICAL, MOMENTARY, SOLDER TERMINAL
A	MECHANICAL, MOMENTARY, NO/NO WIRELEADS
C	MECHANICAL, MOMENTARY, NC/NC WIRELEADS
E	MECHANICAL, MOMENTARY, NC/NO WIRELEADS

HOUSING MATERIAL CODE	HOUSING DESCRIPTION
1	STAINLESS STEEL
2	ZINC ALLOY, CHROME PLATED
3	AL ALLOY ANODIZED BLACK

ILLU. TYPE CODE	ILLUMINATION TYPE DESCRIPTION
0	NON-ILLUMINATION
1	CENTER SPOT ILLUMINATION (STAINLESS HOUSING ONLY)
2	RING ILLUMINATION
3	POWER/STANDBY SYMBOL ILLUMINATION

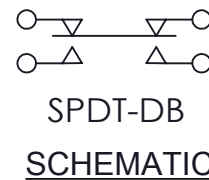
LED COLOR CODE	LED COLOR
N	NONE
R	RED
G	GREEN
B	BLUE
Y	YELLOW
W	WHITE

LED INLET VOLTAGE CODE		LED INLET VOLTAGE
NON-WIRELEADS	IF BLANK*	(SEE NOTE)
WIRELEADS	IF BLANK*	(SEE NOTE)
	05	5V
	12	12V
	24	24V

ANY CODE	DESCRIPTION
IF BLANK*	NA
XXX	PER CUSTOMER SPECIAL REQUEST

MECHANICAL CHARACTERISTICS:

SWITCH CIRCUITRY: SPDT-DB
 SWITCH ACTION: MOMENTARY (PER CHART)
 PRE-TRAVEL: 1.27 mm NOMINAL
 OVER-TRAVEL: 0.254 mm NOMINAL
 TOTAL TRAVEL: 1.524 mm NOMINAL
 OPERATING FORCE: 525 g [5.15 N] NOMINAL
 RELEASEING FORCE: 340 g [3.45 N] NOMINAL
 PANEL THICKNESS: 0.5 - 4.5mm
 CONTACTS: SILVER
 NUT TORQUE FORCE: MAX. 11.5 kgf*cm [10 LB*in]



ELECTRICAL LIFE:

5A@28VDC, 25K CYCLES NOMINAL
MECHANICAL LIFE:
 MOMENTARY: 1,000,000 CYCLES NOMINAL

ENVIROMENTAL SPECIFICATIONS:

OPERATING TEMPERATURE: -40°C to +85°C [-40°F to +185°F]
 IP67 COMPLIANT

ELECTRICAL SPECIFICATIONS:

DIELECTRIC STRENGTH: 1,000VAC
 INSULATION RESISTANCE: 1G OHM
 CONTACT RESISTANCE:
 50m /250m OHMS MAX. INITIAL(NON-WIRELEAD / WIRELEADS)

LED SPECIFICATIONS:

SEE LED SPECIFICATION

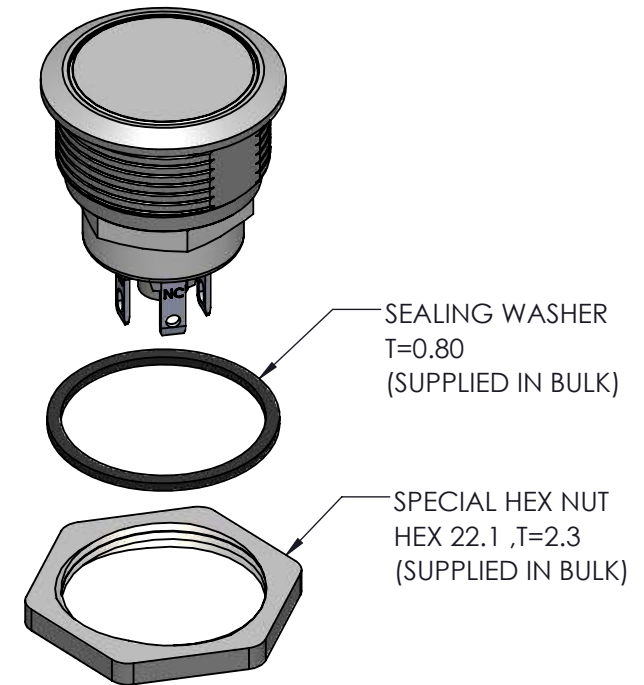
CERTIFICATION: UL 61058

* NOTE:
 1.SUPPLY HEX NUT AND SEALING WASHER BULK IN PACKED

LED SPECIFICATION				
LED CODE	LED Color	CIRCUITRY	Vf(VDC) Color	If (mA)
R	RED		1.8 ~ 2.5	20
B	BLUE		2.8 ~ 3.5	20
G	GREEN		2.8 ~ 3.5	20
Y	YELLOW		1.8 ~ 2.5	20
W	WHITE		2.8 ~ 3.5	20

Notes:
 Hand Soldering Temperature (4mm above from Body) : 320°C for 3 seconds

WIRELEADS SPECIFICATION					
WIRELEADS TYPE	WIRELEADS SPECIFICATION	SW TERMINAL	SW TERMINAL	LED COLOR	
		NO	NC	+	-
ILLUMINATION	SW :AWG24 / UL1007 LED: AWG26/UL1007	BLUE	YELLOW	RED	BLACK
NON-ILLUMINATION		BLUE	YELLOW	-	-



DWG TYPE SALES DRAWING	DRAWN e.e.	TOLERANCES: UNLESS OTHERWISE NOTED X.X ± 0.5 X.XX ± 0.2 ANGULAR ±1°	DWG TITLE WSA48M-MECHANICAL MOMENTARY, NONE/ CENTER SPOT/RING/POWER-STANDBY ILLUMINATION							
STATUS RELEASE	REVIEW --	THIRD ANGLE PROJECTION 	DWG NO. WSA48M-1,A,C,E							
This document is the intellectual property of ITW Electronic Business Asia Co., Limited and may contain confidential, proprietary, privileged information protected by law. Neither this document nor any information it contains can be reproduced, transformed to any other format, or distributed, without written permission by ITW Electronic Business Asia Co., Limited. 本文件為安達維百電股份有限公司之智慧財產，非經許可不得翻取、複製、轉變成其他形式使用或散佈			DATE 2017/6/21	REF: WSA48-1,A,C,E	<input checked="" type="checkbox"/> 管制文件 <input type="checkbox"/> 非管制文件	Unit mm	SCALE 2 : 1	REV 4	RoHS Compliant	SHEET 1 OF 3

8

7

6

5

4

3

2

1

F

F

E

E

D

D

C

C

B

B

A

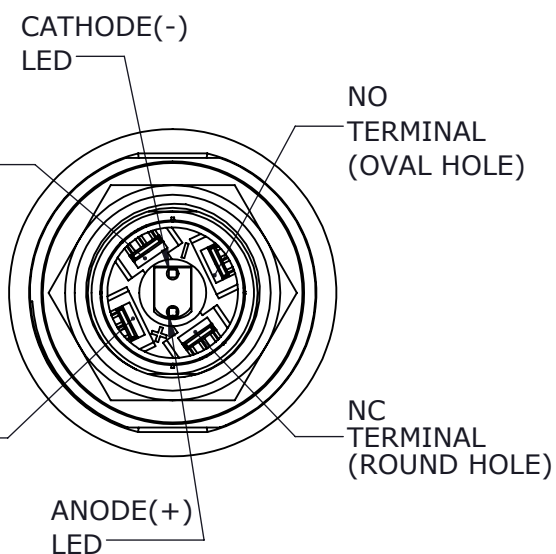
A

NON-ILLUMINATION


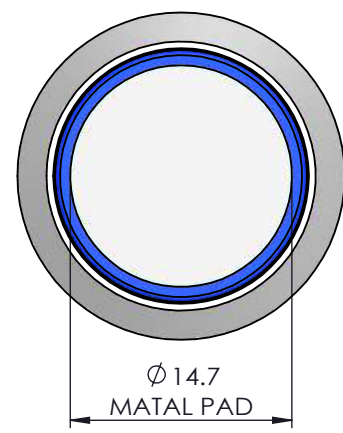
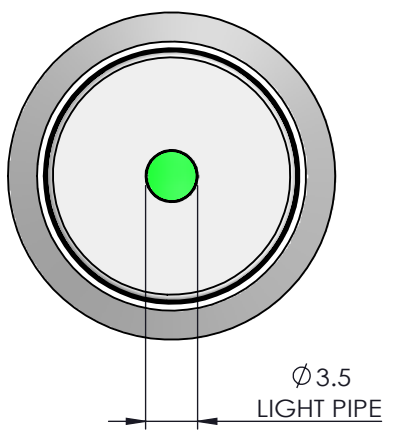
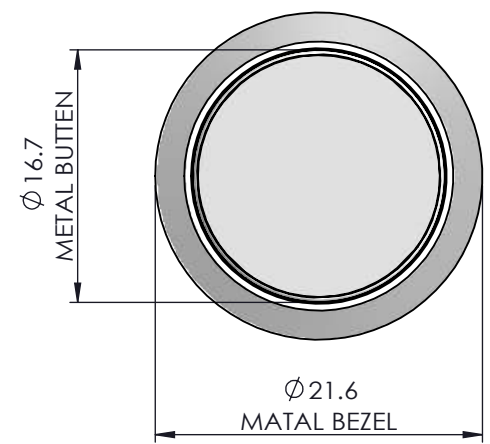
CENTER SPOT ILLUMINATION

RING ILLUMINATION

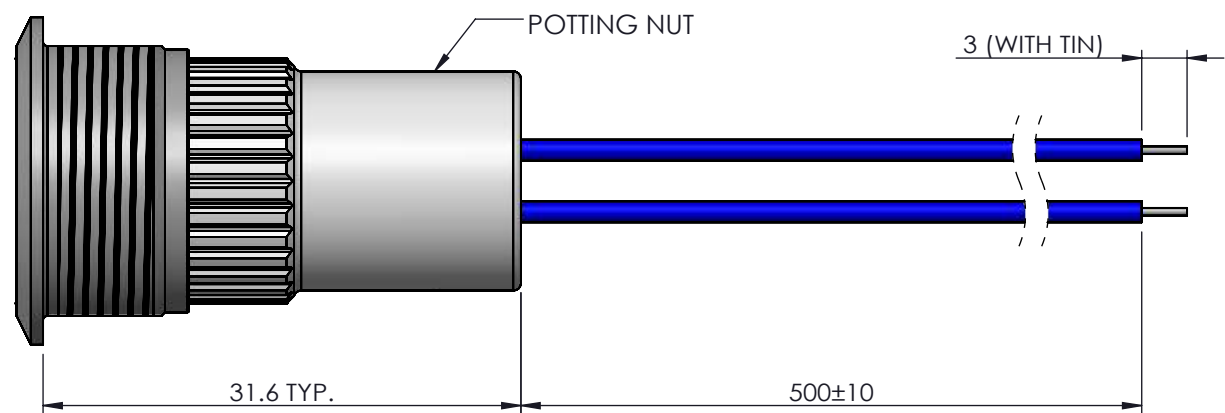
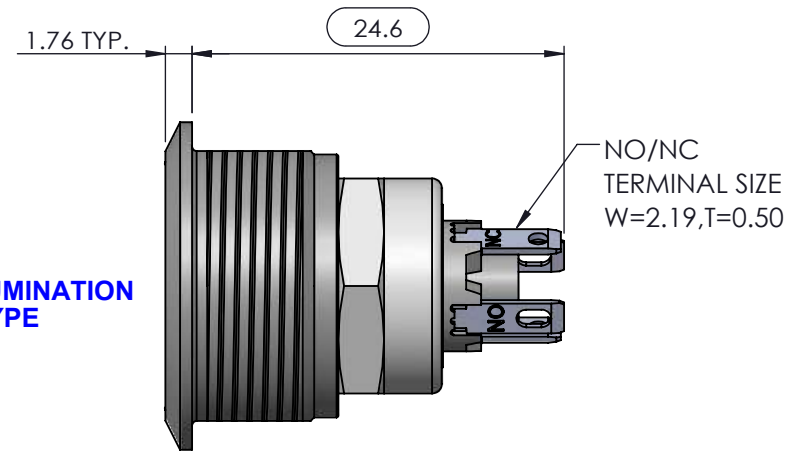
POWER/STANDBY ILLUMINATION



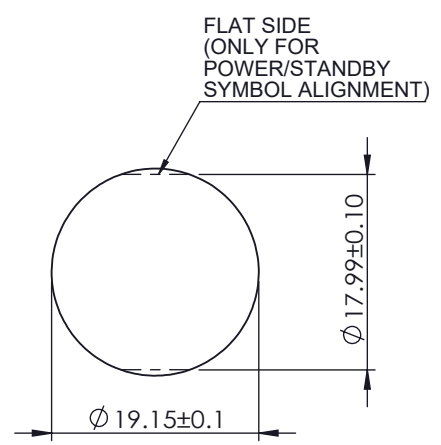
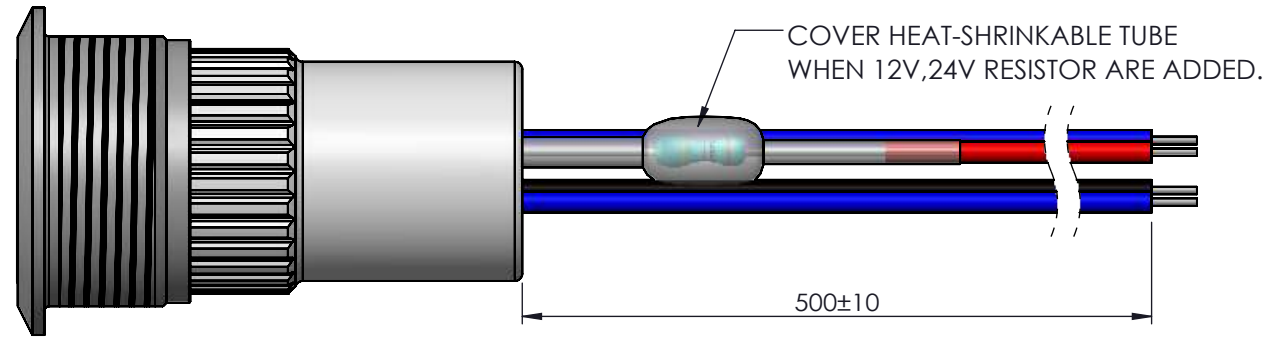
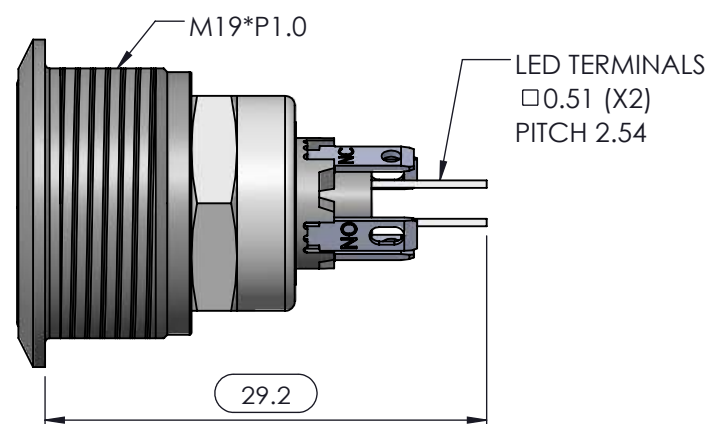
DETAIL FOR TERMINAL POSITION



NON-ILLUMINATION TYPE



ILLUMINATION TYPE



RECOMMENDED PANEL CUT-OUT

DWG TYPE SALES DRAWING	DRAWN <i>e.e.</i>	TOLERANCES: UNLESS OTHERWISE NOTED X.X ± 0.5 X.XX ± 0.2 ANGULAR ±1°	DWG TITLE WSA48M-MECHANICAL MOMENTARY, NONE/ CENTER SPOT/RING/POWER-STANDBY ILLUMINATION							
STATUS RELEASE	REVIEW --	THIRD ANGLE PROJECTION 	DWG NO. WSA48M-1,A,C,E							
<small>This document is the intellectual property of ITW Electronic Business Asia Co., Limited and may contain confidential, proprietary, privileged information protected by law. Neither this document nor any information it contains can be reproduced, transformed to any other format, or distributed, without written permission by ITW Electronic Business Asia Co., Limited. 本文作為安達維百電股份有限公司之智慧財產，非經許可不得翻取、複製、轉變成其他形式使用或散佈。</small>			DATE 2017/6/21	REF: WSA48-1,A,C,E	<input checked="" type="checkbox"/> 管制文件 <input type="checkbox"/> 非管制文件	Unit mm	SCALE 2 : 1	REV 4	RoHS Compliant	SHEET 2 OF 3

8 7 6 5 4 3 2 1