



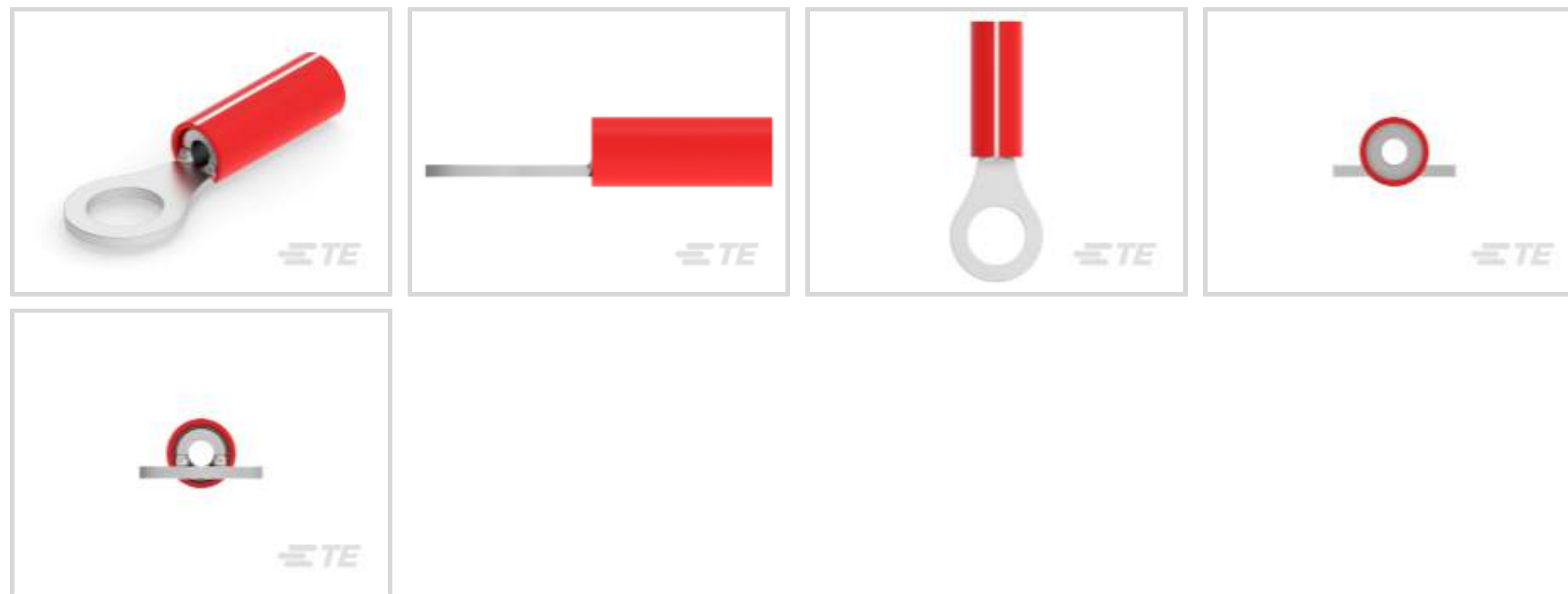
PIDG

TE Internal #: 2-36153-5

Ring Terminals & Spade Terminals, Ring Tongue, 18 AWG Wire Size, .96 mm² Wire Size, 1900 CMA Wire Size, Stud Size #10, PIDG

[View on TE.com >](#)

Terminals & Splices > Ring Terminals & Spade Terminals > PIDG Ring Tongue Terminals



Ring & Spade Terminal Type: **Ring Tongue**

Wire Size: **1900 CMA**

Stud Size: **#10**

[All PIDG Ring Tongue Terminals \(421\)](#)

Features

Product Type Features

| | |
|--|------------------------|
| Stud Size | #10 |
| Sealable | No |
| Wire Insulation Support Retention Type | Insulation Restriction |

Configuration Features

| | |
|-----------------|---|
| Number of Holes | 1 |
|-----------------|---|

Electrical Characteristics

| | |
|----------------|-------|
| Voltage Rating | 300 V |
|----------------|-------|

Body Features

| | |
|----------------|--------|
| Product Weight | .828 g |
| Stripe Color | White |

Contact Features

| | |
|----------------------------|-------------|
| Military Part Class | Class I |
| Ring & Spade Terminal Type | Ring Tongue |
| Barrel Type | Closed |



| | |
|----------------------|----------|
| Terminal Orientation | Straight |
|----------------------|----------|

| | |
|---------------------------|-----|
| Terminal Plating Material | Tin |
|---------------------------|-----|

Mechanical Attachment

| | |
|-------------------------|------|
| Wire Insulation Support | With |
|-------------------------|------|

Dimensions

| | |
|-----------|----------|
| Wire Size | 1900 CMA |
|-----------|----------|

| | |
|---------------|---------------|
| Stud Diameter | 5 mm[.197 in] |
|---------------|---------------|

| | |
|------------------|-----------------|
| Tongue Thickness | .79 mm[.031 in] |
|------------------|-----------------|

| | |
|----------------|------------------|
| Product Length | 23.01 mm[.91 in] |
|----------------|------------------|

| | |
|--------------------------------------|-----------------|
| Compatible Insulation Diameter (Max) | 2.79 mm[.11 in] |
|--------------------------------------|-----------------|

| | |
|--------------------------------------|-------------------------------|
| Compatible Insulation Diameter Range | 1.42 – 2.79 mm[.056 – .11 in] |
|--------------------------------------|-------------------------------|

Usage Conditions

| | |
|-------------------|---------------------|
| Insulation Option | Partially Insulated |
|-------------------|---------------------|

| | |
|-----------------------------|----------------|
| Operating Temperature Range | 105 °C[221 °F] |
|-----------------------------|----------------|

Operation/Application

| | |
|------------------------------------|--------|
| Compatible With Wire Base Material | Copper |
|------------------------------------|--------|

| | |
|---------------------------------------|-----|
| Compatible With Wire Plating Material | Tin |
|---------------------------------------|-----|

Industry Standards

| | |
|-------------------------------|-----|
| Government Qualified Terminal | Yes |
|-------------------------------|-----|

Packaging Features

| | |
|--------------------|------|
| Packaging Quantity | 1000 |
|--------------------|------|

| | |
|------------------|-------------|
| Packaging Method | Loose Piece |
|------------------|-------------|

Product Compliance

[For compliance documentation, visit the product page on TE.com>](#)

| | |
|------------------------------|-----------|
| EU RoHS Directive 2011/65/EU | Compliant |
|------------------------------|-----------|

| | |
|-----------------------------|-----------|
| EU ELV Directive 2000/53/EC | Compliant |
|-----------------------------|-----------|

| | |
|---|---|
| China RoHS 2 Directive MIIT Order No 32, 2016 | No Restricted Materials Above Threshold |
|---|---|

| | |
|--|---|
| EU REACH Regulation (EC) No. 1907/2006 | Current ECHA Candidate List: JUNE 2023 (235) Candidate List Declared Against: JUNE 2023 (235) Does not contain REACH SVHC |
|--|---|

Halogen Content

Low Halogen - Br, Cl, F, I < 900 ppm per homogenous material. Also BFR/CFR/PVC Free

Solder Process Capability

Not applicable for solder process capability

Product Compliance Disclaimer

This information is provided based on reasonable inquiry of our suppliers and represents our current actual knowledge based on the information they provided. This information is subject to change. The part numbers that TE has identified as EU RoHS compliant have a maximum concentration of 0.1% by weight in homogenous materials for lead, hexavalent chromium, mercury, PBB, PBDE, DBP, BBP, DEHP, DIBP, and 0.01% for cadmium, or qualify for an exemption to these limits as defined in the Annexes of Directive 2011/65/EU (RoHS2). Finished electrical and electronic equipment products will be CE marked as required by Directive 2011/65/EU. Components may not be CE marked. Additionally, the part numbers that TE has identified as EU ELV compliant have a maximum concentration of 0.1% by weight in homogenous materials for lead, hexavalent chromium, and mercury, and 0.01% for cadmium, or qualify for an exemption to these limits as defined in the Annexes of Directive 2000/53/EC (ELV). Regarding the REACH Regulation, the information TE provides on SVHC in articles for this part number is based on the latest European Chemicals Agency (ECHA) 'Guidance on requirements for substances in articles' posted at this URL: <https://echa.europa.eu/guidance-documents/guidance-on-reach>

Compatible Parts



REPRESENTATION ONLY

TE Part # 47386
DAHT PG PIDG 26-16 ASSY



REPRESENTATION ONLY

TE Part # 47386-4
DAHT PG PIDG 26-16 ASSY



TE Part # 58433-3
PRO CR ASSY, RBY IS9252



TE Part # 58423-1
DIE, RBY IS9252



TE Part # 59824-1
TETRA-CRIMP PIDG PG FASTON 22-10 ASSY



REPRESENTATION ONLY

TE Part # 525690
DAHT PG PIDG 20-18 ASSY



TE Part # 2063030-1
SDE DIESET, RBY, UL



TE Part # 47806-2
DIES PIDG 22-16 DIE SET



TE Part # 59300
T-HEAD PIDG PG 26-16 ASSY



TE Part # 1SET191002R0000
TET CRIMP-HT

TE Part # 2392021-2
RED BATTERY DAHT KIT 220V (47689-4)

TE Part # 2392021-1
RED BATTERY DAHT KIT 110V (47689-4)



TE Part # 169404
CERTI-LOK DIE

Also in the Series | PIDG



Compression Connectors(17)



Crimp Terminal Housings(1)



Crimp Wire Pins, Tabs & Ferrules(40)




Hand Crimping Tools(2)



Knife Disconnects(11)



PCB Terminals(9)



Quick Disconnects(49)



Ring Terminals & Spade Terminals(861)



Special Purpose Terminals(1)

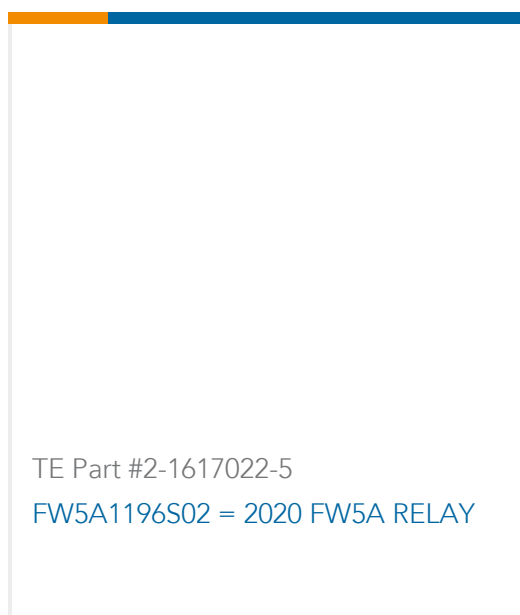


Splices(47)

Customers Also Bought



TE Part #2-36149-5
PIDG Ring Tongue Terminals



TE Part #2-1617022-5
FW5A1196S02 = 2020 FW5A RELAY



Documents

Product Drawings

[TERMINAL,PIDG R IR 18 10](#)

English

CAD Files

[3D PDF](#)

3D

Customer View Model

[ENG_CVM_CVM_2-36153-5_AF.2d_dxf.zip](#)

English

Customer View Model

[ENG_CVM_CVM_2-36153-5_AF.3d_igs.zip](#)

English

Customer View Model

[ENG_CVM_CVM_2-36153-5_AF.3d_stp.zip](#)

English

By downloading the CAD file I accept and agree to the [Terms and Conditions](#) of use.

Product Specifications

[Application Specification](#)

English

Product Environmental Compliance

[MD_2-36153-5_1016201748_dmtec](#)

English

[MD_2-36153-5_1016201748_dmtec](#)

English

Agency Approvals

[CSA Certificate](#)

English