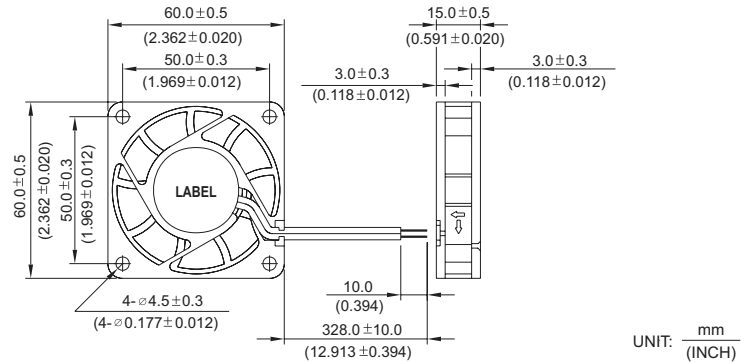


AFB 60 x 60 x 15 MM SERIES

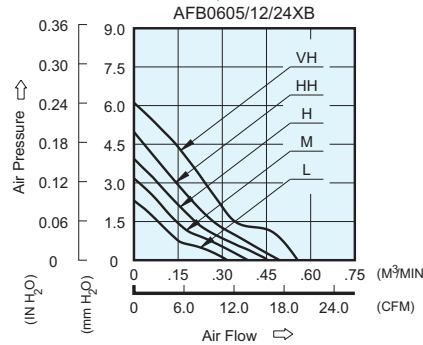
DIMENSIONS DRAWING



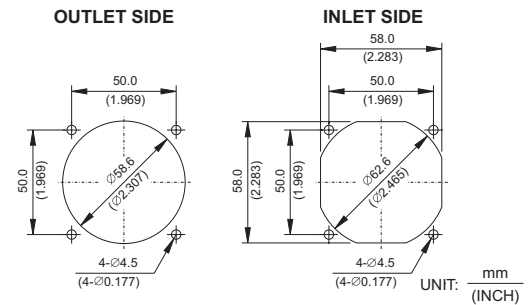
UNIT: mm (INCH)

- * Bearing Type
Ball Bearings
- * Material
Impeller & Frame : Plastic (UL 94V-0)
- * Lead Wires :
UL 1007 AWG #24 Or Equivalent
Red Wire Positive (+)
Black Wire Negative (-)
- * Weight : 44g (1.55 oz)
- * Rib Type Only

P & Q CURVE (AT RATED VOLTAGE)



MOUNTING PANEL CUTOUT



MODEL		Rated Voltage	Operating Voltage Range	Rated Current	Rated Input Power	Speed	Maximum Air Flow		Maximum Air Pressure		Noise
PART NO.	FUNCTION	VDC	VDC	Amp	Watt	R.P.M.	m ³ /min	CFM	MmH ₂ O	IN H ₂ O	dB-A
AFB0605LB	/ -F00	5	4.0 to 6.0	0.13	0.65	3000	0.327	11.55	2.21	0.087	24.0
AFB0612LB	-R00 / -F00	12	7.0 to 13.8	0.07	0.84						
AFB0624LB	-R00 / -F00	24	14.0 to 27.6	0.04	0.96						
AFB0605MB	/ -F00	5	4.0 to 6.0	0.20	1.00	3500	0.381	13.45	3.01	0.119	29.0
AFB0612MB	-R00 / -F00	12	7.0 to 13.8	0.08	0.96						
AFB0624MB	-R00 / -F00	24	14.0 to 27.6	0.06	1.44						
AFB0605HB	/ -F00	5	4.0 to 6.0	0.30	1.50	4000	0.435	15.36	3.93	0.155	32.0
AFB0612HB	-R00 / -F00	12	7.0 to 13.8	0.10	1.20						
AFB0624HB	-R00 / -F00	24	14.0 to 27.6	0.08	1.92						
AFB0605HHB	/ -F00	12	4.0 to 6.0	0.40	2.00	4500	0.490	17.30	4.97	0.195	35.0
AFB0612HHB	-R00 / -F00	12	7.0 to 13.8	0.12	1.44						
AFB0624HHB	-R00 / -F00	24	14.0 to 27.6	0.10	2.40						
AFB0612VHB	-R00 / -F00	12	7.0 to 13.8	0.16	1.92	5000	0.550	19.42	6.10	0.240	37.0
AFB0624VHB	-R00 / -F00	24	14.0 to 27.6	0.11	2.64						

* Function type is optional.
 * The max. air flow and the speed are measured in free air ; max. air pressure is measured at zero air flow.
 * Noise is measured in anechoic chamber in free air, one meter from intake side.
 * All readings are typical values at rated voltage.
 * Specifications are subject to change without notice.
 * Both of the ball bearing and the 1 ball + 1 Sleeve type are available.