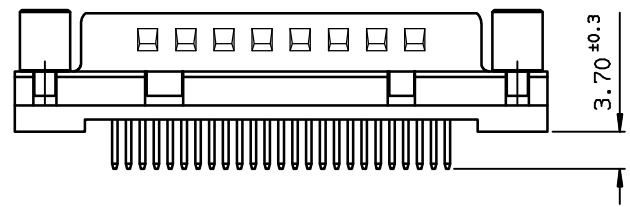
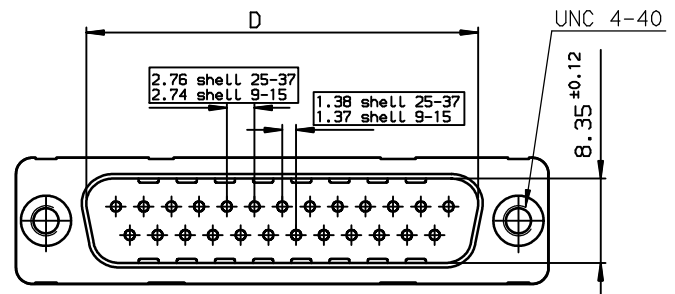
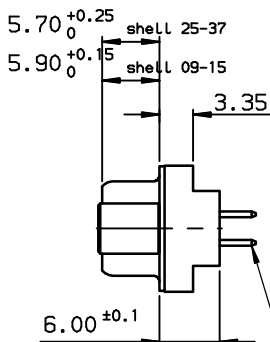
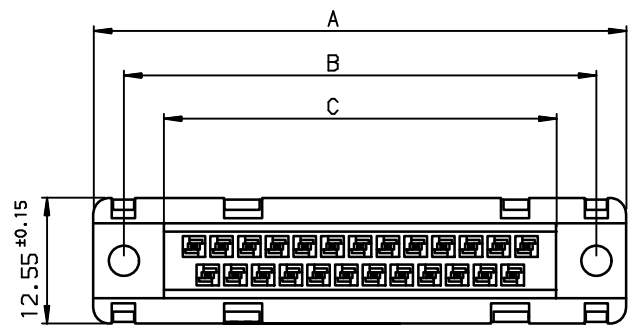
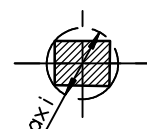


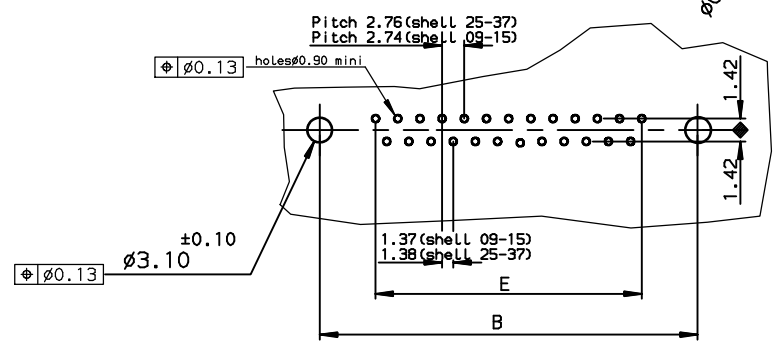
Copyright FCI.



SECTION TERMINAISON CONTACT



PC card drilling dimensions (after plating)
(thickness 2.40 ±0.20mm)



rev	ecn no	dr	date
C	-	JAR	2002/09/10
D	LS05-001	MPE	2005/03/09
E	LS05-0056	MPE	2005/06/27
F	LS06-0097	LGO	2006/07/29
-	-	-	-
-	-	-	-
-	-	-	-

TIN LEAD PART NUMBER

SHELL	A±0.38	B±0.12	C±0.10	D±0.25	E±0.07	PART NUMBER
09	30.81	24.99	16.96	16.79	10.96	D09P24B.PV00
15	39.14	33.32	25.18	25.12	19.18	D15P24B.PV00
25	53.03	47.04	39.12	38.84	33.12	D25P24B.PV00
37	69.32	63.50	55.68	55.30	49.68	D37P24B.PV00

Protection: 4 --> Flash AU
6 --> 0.76µ AU

LEAD FREE PART NUMBER

SHELL	A±0.38	B±0.12	C±0.10	D±0.25	E±0.07	PART NUMBER
09	30.81	24.99	16.96	16.79	10.96	D09P24B.PV00LF
15	39.14	33.32	25.18	25.12	19.18	D15P24B.PV00LF
25	53.03	47.04	39.12	38.84	33.12	D25P24B.PV00LF
37	69.32	63.50	55.68	55.30	49.68	D37P24B.PV00LF

Protection: 4 --> Flash AU
6 --> 0.76µ AU

GENERAL CHARACTERISTICS AND ROHS INFORMATIONS:
SEE DRAWING C01-8646-0000

European Views

www.fciconnect.com		surface ISO 1302 ✓	tolerance std ISO 406 ISO 1101	projection mm
TOLERANCES UNLESS OTHERWISE SPECIFIED				
Dr	LELEON	1992/09/14	ANGULAR	LINEAR
Eng	PESSON	1992/09/14	0.X	±0.1
Chr	LEGARE	1992/09/14	0.XX	±0.1
Appr	LEGARE	1992/09/14	0.XXX	±0.1
Product family			D-SUB	size A3
Spec ref			-	Scale 2
title MALE CONNECTOR DELTA D ST straight, solder type for				ECN LS06-0097
catalog no				Rev. F
CUSTOMER				sheet 1 of 1