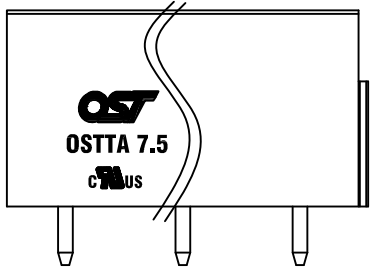



Transfer or duplication of this document as well as the utilisation or communication of its content are not permitted unless express consent is granted. Violations give rise to claims for damages. All rights reserved in case of patent, utility model or design patent registrations.



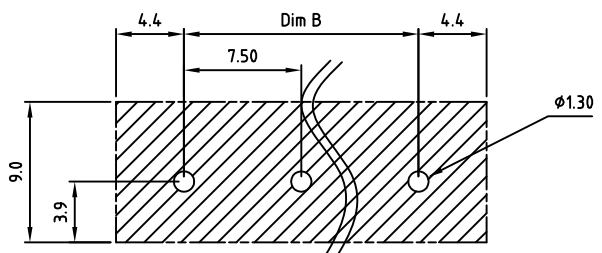
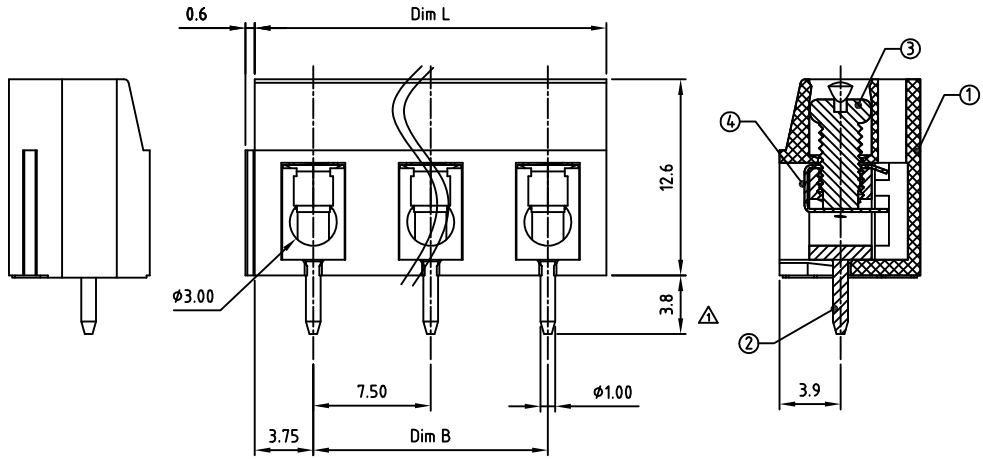
- Technical data**
- Nominal voltage: 300V/16A  
PITCH:7.5mm
  - Connection capacity:  
AWG 26-14
  - Insulation Withstanding Voltage:  
AC 1600V/MIN
  - Insulation Resistance:  
1000MΩ or more at DC500V
  - Tightening torque:  
4.0kgf.cm (0.4N.m)
  - Screw thread: M3
  - Stripping length: 6-7mm
  - Operating temperature range: -40°C ~ 115°C  
Soldering temperature: 250°±10°C /5s
  - Undimensioned Tolerances:

Dim.L=Px7.5		
Dim.B=(P-1)x7.5		
P= number of poles(2-12p)		
0-30mm	±0.15	±0.20
over 30mm-60mm	±0.20	±0.25
over 60mm-90mm	±0.25	±0.30
over 90mm	±0.30	±0.40

- Safety approval:
- RoHS Compliance

Part No.: **OSTTAXX2161**

- |              |                    |
|--------------|--------------------|
| No. of Poles | COLOR              |
| 02 2 Poles   | 0: Black           |
| 03 3 Poles   | 2: Red             |
| ...          | 3: Orange          |
| 12 12 Poles  | 4: Yellow          |
|              | 5: Green           |
|              | 6: Blue (Standard) |
|              | 8: Grey            |
- Nonstandard colors  
Mins could apply



4	WIRE GUARD	Stainless steel		P	
3	SCREW	STEEL	M3x0.5, Zn Plated	P	
2	CAGE	BRASS	M3x0.5, Tin PLATED	P	
1	BODY	PA66 UL94V-0	ALL COLOR	1	
ITEM	NAME OF PART	MATERIAL	NOTES	Q"TY	
DWG	WF. Zhang	DATE 2019.03.11	UNITS: MM	SHEET: 1 OF 1	Tolerance
CHK.	WF. Zhang	DATE 2019.03.11	SCALE: NONE 3:1 ( : )	REV: B	X. ±0.50
APP.		DATE	TITLE: OSTTA 7.50 Series "-" slot		X.XX ±0.30
			1-Interlock type		X* ±1.0
			PART NO. OSTTAXX2161		X* ±1°
			DWG NO. OSTTAXX2161.dwg		

B	△	PIN脚变更为尖头, 脚长变更为 3.8mm	WF.Z	3/11'19
REV	SIGN	DESCRIPTION	CHK.	DATE



ON-SHORE TECHNOLOGY, INC.