

Miniature Surface Mount

LED—OPR5200, OPR5200H Phototransistor—OPR5500



Features:

- Stackable on 2 mm centers
- Vertical or horizontal mounting
- Automatic pick-and-place compatible
- Combine OPR5200 and OPR5500 to create miniature switch

Description:

The **OPR5200** is a miniature high efficiency GaAlAs light emitting diode in a high temperature polyamide chip carrier that is well suited to space-limited applications which require close channel spacing.

The **OPR5500** is a miniature NPN silicon phototransistor housed in a high temperature polyamide chip carrier that is well suited to space-limited applications which require close channel spacing.

When combining the OPR5200 and OPR5500 (miniature phototransistor), this lateral mounting option can be used to create a non-focused reflective or slotted switch configuration.

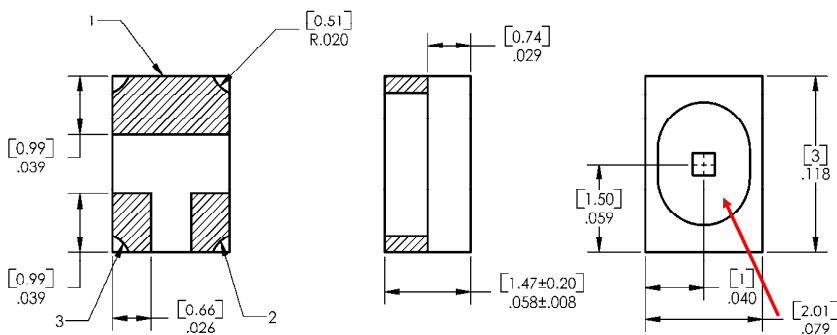
These parts can be automatically placed with standard SMD equipment and can be reflow soldered by virtually any conventional means. Wraparound contacts allow it to be mounted face up or on edge for a beam direction parallel to the seating plane.

See Application Bulletin 237 for handling instructions

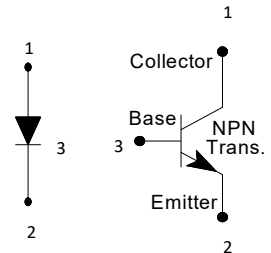
Applications:

- Slotted switches
- Industrial environments
- Space-limited applications

Ordering Information						
Part Number	LED Peak Wavelength	Output Power (μW) Min	I _F (mA) Typ / Max	Total Beam Angle (Degrees)	Rise / Fall Times (ns) Typ	Packaging
OPR5200	890 nm	350	20 / 50	90	500 / 250	Chip Tray
OPR5200H	880 nm	500	20 / 50	90	20 / 20	Chip Tray
Part Number	Sensor	Light Current I _{C(ON)} (μA) Min	V _{CE} Max	Input Power E _E (μW/cm ²)	Viewing Angle (Degrees)	Packaging
OPR5500	Transistor	36	30	150	120	Chip Tray



OPR5200		OPR5500	
Pin #	LED	Pin #	Transistor
1	Anode	1	Collector
2	Cathode	2	Emitter
3	N.C.	3	Base



Warning: Front Window is pressure sensitive. Do not apply pressure or high vacuum to window.

TOLERANCE IS ± .005 [0.13]

DIMENSIONS ARE IN: [MILLIMETERS] INCHES



General Note
TT Electronics reserves the right to make changes in product specification without notice or liability. All information is subject to TT Electronics' own data and is considered accurate at time of going to print.

TT Electronics | OPTEK Technology
2900 E. Plano Pkwy, Plano, TX 75074 | Ph: +1 972 323 2200
www.ttelectronics.com | sensors@ttelectronics.com

Miniature Surface Mount

LED—OPR5200, OPR5200H

Phototransistor—OPR5500



Electrical Specifications

OPR5200 Absolute Maximum Ratings ($T_A = 25^\circ\text{C}$ unless otherwise noted)

Storage and Operating Temperature	-55° C to +125° C
Continuous Forward Current	50 mA
Peak Forward Current (1 μs pulse width, 10% duty cycle) OPR5200	1.0 A
Peak Forward Current (1 μs pulse width, 10% duty cycle) OPR5200H	400 mA
Power Dissipation ⁽¹⁾	100 mW
Solder reflow time within 5° C of peak temperature is 20 to 40 seconds ⁽²⁾	250° C

OPR5200 Electrical Characteristics ($T_A = 25^\circ\text{C}$ unless otherwise noted)

SYMBOL	PARAMETER	MIN	TYP	MAX	UNITS	TEST CONDITIONS
P_O	Output Power	350	-	-	μW	$I_F = 20\text{ mA}$
V_F	Forward Voltage	-	-	1.8	V	$I_F = 20\text{ mA}$
I_R	Reverse Current	-	-	100	μA	$V_R = 2\text{ V}$
λ_P	Peak Wavelength	-	890	-	nm	$I_F = 20\text{ mA}$
λ_{BW}	Spectral Bandwidth	-	80	-	nm	$I_F = 20\text{ mA}$
θ_{HP}	Emission Angle	-	$\pm 45^\circ$	-	-	at half power points
t_r	Output Rise Time	-	500	-	ns	$I_P = 100\text{ mA}$, $PW = 10.0\ \mu\text{s}$, D.C. = 10 %
t_f	Output Fall Time	-	250	-	ns	

Notes:

- (1) Derate at 1.00 mW/° C above 25° C.
- (2) Solder time less than 5 seconds at temperature extreme.

OPR5200H Electrical Characteristics ($T_A = 25^\circ\text{C}$ unless otherwise noted)

SYMBOL	PARAMETER	MIN	TYP	MAX	UNITS	TEST CONDITIONS
P_O	Output Power OPR5200H	500	-	-	μW	$I_F = 20\text{ mA}$
V_F	Forward Voltage	-	1.40	1.80	V	$I_F = 20\text{ mA}$
I_R	Reverse Current	-	-	10	μA	$V_R = 5\text{ V}$
λ_P	Peak Wavelength	-	883	-	nm	$I_F = 20\text{ mA}$
λ_{BW}	Spectral Bandwidth	-	55	-	nm	$I_F = 20\text{ mA}$
θ_{HP}	Emission Angle	-	$\pm 45^\circ$	-	-	at half power points
t_r	Output Rise Time	-	20	-	ns	$I_P = 100\text{ mA}$, $PW = 10.0\ \mu\text{s}$, D.C. = 10 %
t_f	Output Fall Time	-	20	-	ns	

Notes:

- (1) Derate at 1.00 mW/° C above 25° C.
- (2) Solder time less than 5 seconds at temperature extreme.

General Note

TT Electronics reserves the right to make changes in product specification without notice or liability. All information is subject to TT Electronics' own data and is considered accurate at time of going to print.

TT Electronics | OPTEK Technology
2900 E. Plano Pkwy, Plano, TX 75074 | Ph: +1 972 323 2200
www.ttelectronics.com | sensors@ttelectronics.com

Miniature Surface Mount

LED—OPR5200, OPR5200H

Phototransistor—OPR5500



Electrical Specifications

OPR5500 Absolute Maximum Ratings ($T_A = 25^\circ\text{C}$ unless otherwise noted)

Storage and Operating Temperature	-55° C to +125° C
Collector-Emitter Voltage	30 V
Emitter-Collector Voltage	5 V
Power Dissipation ⁽¹⁾	100 mW
Solder reflow time within 5°C of peak temperature is 20 to 40 seconds ⁽²⁾	250° C

Electrical Characteristics ($T_A = 25^\circ\text{C}$ unless otherwise noted)

SYMBOL	PARAMETER	MIN	TYP	MAX	UNITS	TEST CONDITIONS
$I_{C(ON)}$	On-State Collector Current	36	-	-	μA	$V_{CE} = 5\text{ V}$, $E_e = 150\ \mu\text{W}/\text{cm}^2$ (890 nm light source)
I_{CEO}	Dark Current	-	-	100	nA	$V_{CE} = 5\text{ V}$, $E_e = 0$
$V_{(BR)CEO}$	Collector-Emitter Breakdown Voltage	30	-	-	V	$I_C = 100\ \mu\text{A}$
$V_{(BR)ECO}$	Emitter-Collector Breakdown Voltage	5	-	-	V	$I_E = 100\ \mu\text{A}$
$V_{(SAT)}$	Saturation Voltage	-	-	0.4	V	$I_C = 100\ \mu\text{A}$, $E_e = 5\ \text{mW}/\text{cm}^2$
t_r, t_f	Output Rise and Fall Time	-	2.5	-	μs	$V_{CC} = 5\text{ V}$, $I_C = 800\ \mu\text{A}$, $R_L = 100\ \Omega$

Notes:

- (1) Derate at 1.00 mW/° C above 25° C.
- (2) Solder time less than 5 seconds at temperature extreme.

General Note

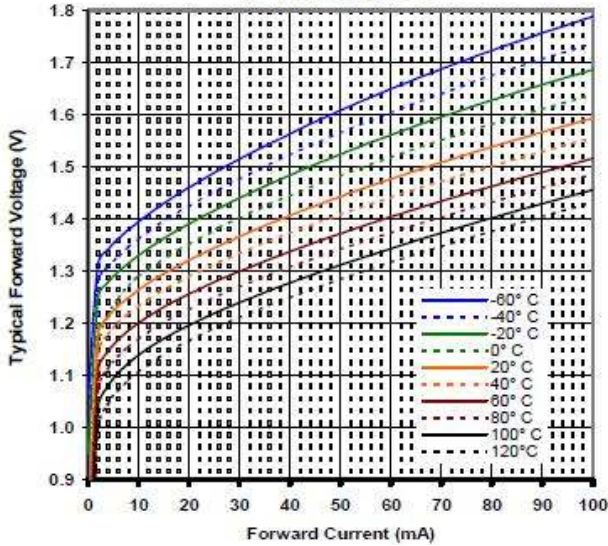
TT Electronics reserves the right to make changes in product specification without notice or liability. All information is subject to TT Electronics' own data and is considered accurate at time of going to print.

TT Electronics | OPTEK Technology
 2900 E. Plano Pkwy, Plano, TX 75074 | Ph: +1 972 323 2200
www.ttelectronics.com | sensors@ttelectronics.com

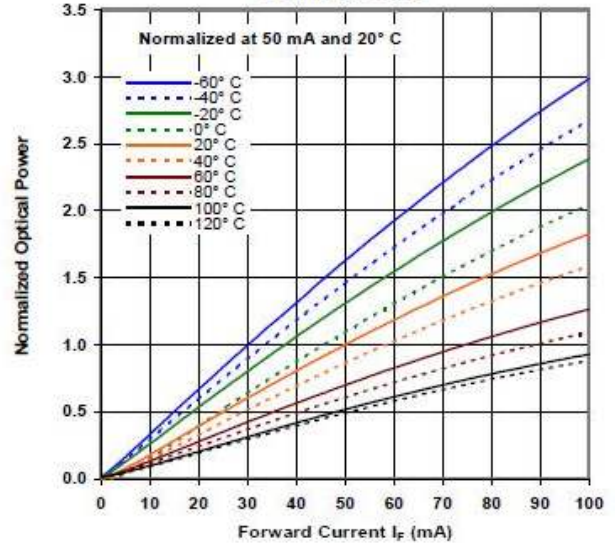
Performance

OPR5200

Forward Voltage vs Forward Current vs Temperature

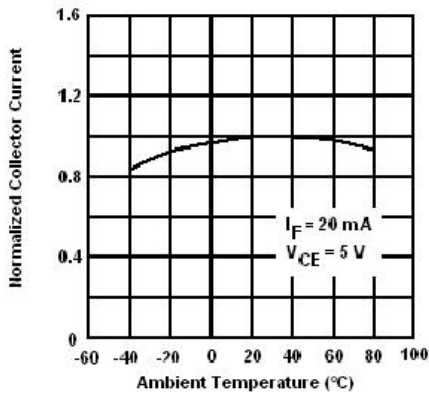


Optical Power vs I_F vs Temperature

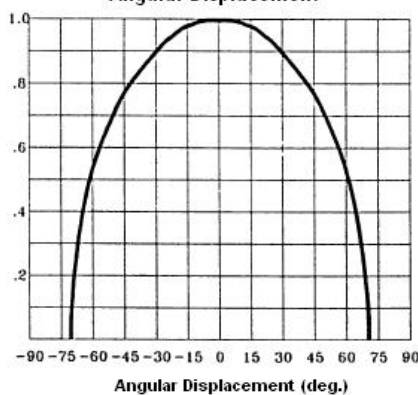


OPR5500

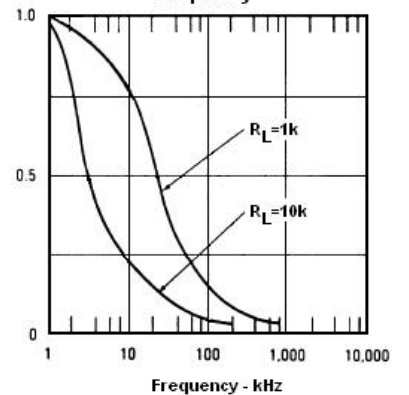
Normalized Collector Current vs. Ambient Temperature



Normalized Collector Current vs. Angular Displacement



Normalized Output vs. Frequency



General Note
 TT Electronics reserves the right to make changes in product specification without notice or liability. All information is subject to TT Electronics' own data and is considered accurate at time of going to print.