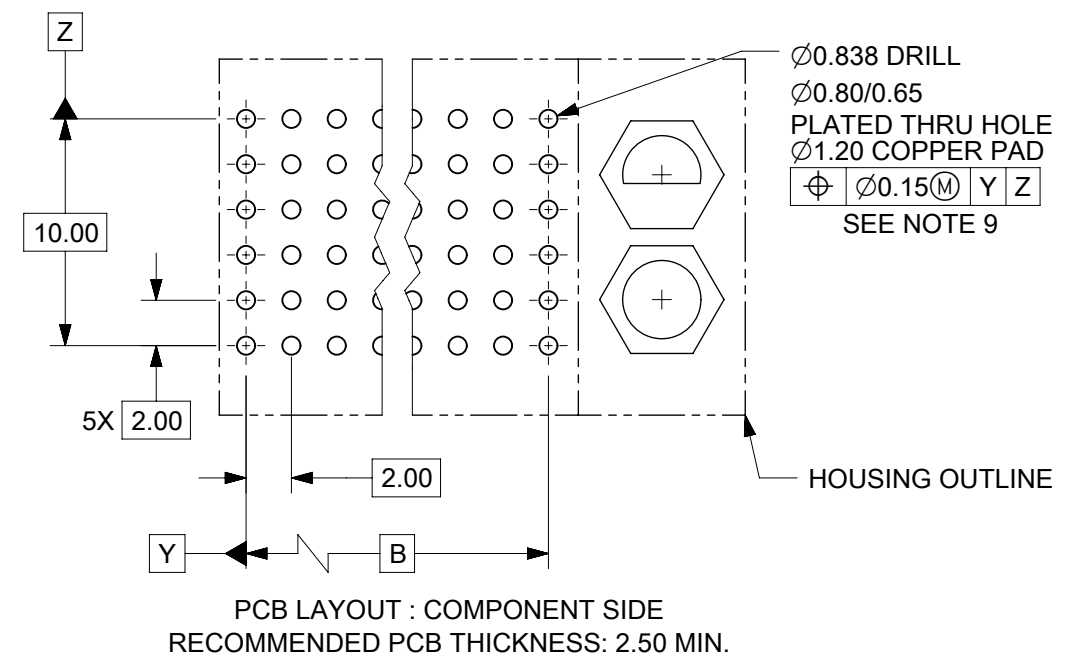
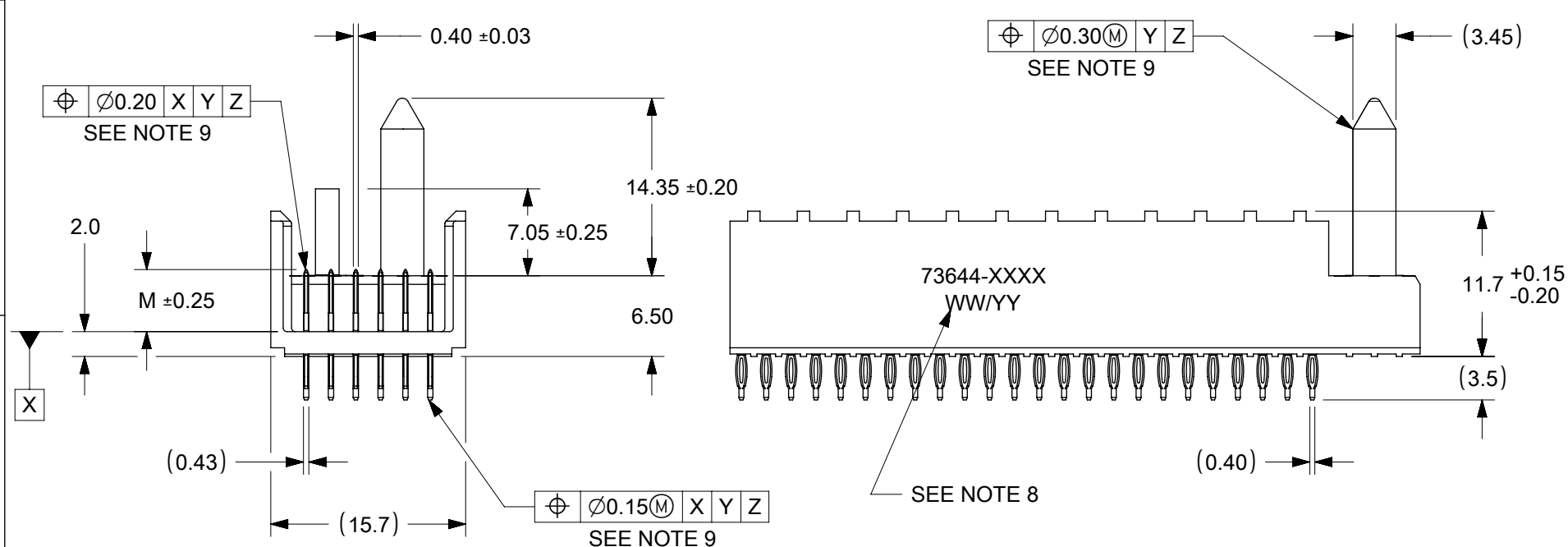


NOTES:

1. MATERIALS : HOUSING - LIQUID CRYSTAL POLYMER (LCP)
GLASS-FILLED, UL 94V-0, COLOR: BLACK
TERMINAL - PHOSPHOR BRONZE.
2. FINISH: SELECTIVE GOLD (Au) IN CONTACT AREA, 0.76 MICROMETERS MINIMUM THICKNESS, NICKEL (Ni) AND GOLD FLASH OVERALL.
SELECTIVE GOLD (Au) IN CONTACT AREA, 0.76 MICROMETERS MINIMUM THICKNESS, SELECTIVE MATTE TIN (Sn) ON IN TAIL AREA.
NICKEL (Ni) OVERALL.
3. THIS PART CONFORMS TO MOLEX PRODUCT SPECIFICATION PS-73670-9999.
4. FOR MIXED CONTACT MATING LENGTHS, CONSULT FACTORY FOR AVAILABILITY.
5. DIMENSIONS ARE IN MILLIMETERS.
6. FOR SPECIFIC MATERIAL NUMBERS, SEE SHEET 2.
7. PACKAGE PER PK-70873-0818.
8. PARTS MARKED WITH PART NUMBER AND DATE CODE ON EITHER SIDE, APPROXIMATELY WHERE SHOWN.
9. POSITION TOLERANCE ARE INSPECTED BY GAUGE 737270006 OR 737270011.



FUNCTIONAL SYMBOLS	THIS DRAWING CONTAINS INFORMATION THAT IS PROPRIETARY TO MOLEX ELECTRONIC TECHNOLOGIES, LLC AND SHOULD NOT BE USED WITHOUT WRITTEN PERMISSION		<p style="text-align: center;">molex</p> <p style="text-align: center;">SALES ASSEMBLY, HDM BACKPLANE MODULE POLAR/GUIDE OPTION</p>			
	DIMENSION UNITS	SCALE				
$\nabla_A = 0$	mm	2:1	EC NO: 719835		2022/05/16	
$\nabla_B = 0$	GENERAL TOLERANCES (UNLESS SPECIFIED)		DRWN: KRISHH1		2022/09/13	
$\nabla_C = 0$	ANGULAR TOL $\pm 0.5^\circ$		CHKD: JKACHLIC		2022/09/13	
DIVISIONAL SYMBOLS	4 PLACES	\pm	APPR: JKACHLIC		2022/09/13	
	3 PLACES	\pm	INITIAL REVISION:			
	2 PLACES	± 0.05	DRWN: RFC_PLMIMP		2018/11/28	
	1 PLACE	± 0.1	APPR: SREED		2003/05/15	
	0 PLACES	\pm	DRAFT WHERE APPLICABLE MUST REMAIN WITHIN DIMENSIONS			
	THIRD ANGLE PROJECTION		DRAWING	SERIES	MATERIAL NUMBER	
			B-SIZE	73644	SEE TABLE	
			CUSTOMER	GENERAL MARKET		
			DOCUMENT NUMBER	DOC TYPE	DOC PART	
			SDA-73644-XXXX	PSD	001	
			REVISION	L		
			SHEET NUMBER		1 OF 3	

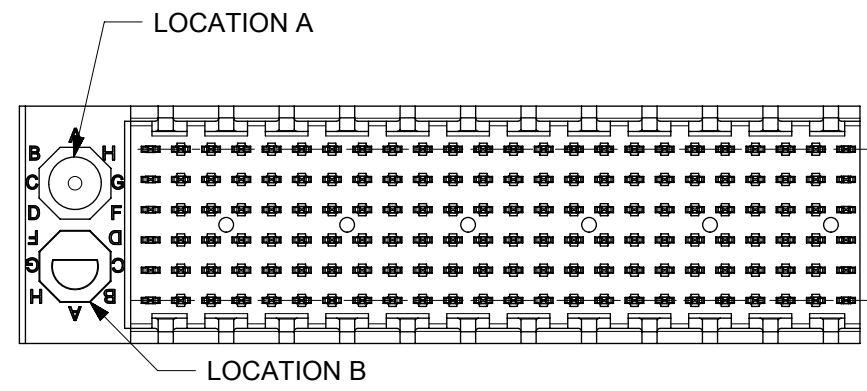
MATERIAL NUMBER	NUMBER OF SIGNAL CONTACTS	PLATING	DIM "A"	DIM "B"	DIM "M"
73644-00**	72	SELECTIVE GOLD/GOLD FLASH	31.60	22.00	5.00
73644-01**	72	SELECTIVE GOLD/GOLD FLASH	31.60	22.00	5.50
73644-02**	72	SELECTIVE GOLD/GOLD FLASH	31.60	22.00	6.00
73644-10**	144	SELECTIVE GOLD/GOLD FLASH	55.60	46.00	5.00
73644-11**	144	SELECTIVE GOLD/GOLD FLASH	55.60	46.00	5.50
73644-12**	144	SELECTIVE GOLD/GOLD FLASH	55.60	46.00	6.00
73644-20**	72	SELECTIVE GOLD/SELECTIVE MATTE TIN	31.60	22.00	5.00
73644-21**	72	SELECTIVE GOLD/SELECTIVE MATTE TIN	31.60	22.00	5.50
73644-22**	72	SELECTIVE GOLD/SELECTIVE MATTE TIN	31.60	22.00	6.00
73644-30**	144	SELECTIVE GOLD/SELECTIVE MATTE TIN	55.60	46.00	5.00
73644-31**	144	SELECTIVE GOLD/SELECTIVE MATTE TIN	55.60	46.00	5.50
73644-32**	144	SELECTIVE GOLD/SELECTIVE MATTE TIN	55.60	46.00	6.00

MATERIAL NUMBER ASSIGNMENT

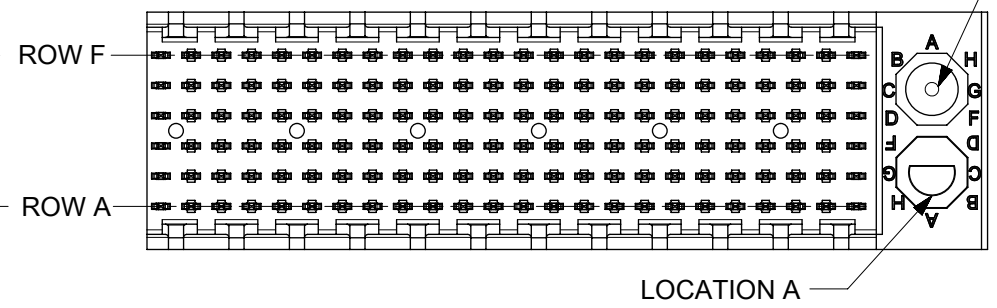
73644 - * * * *

- CIRCUIT SIZE**
- 0= 72 CIRCUIT, GOLD/GOLD FLASH
 - 1= 144 CIRCUIT, GOLD/GOLD FLASH
 - 2= 72 CIRCUIT, GOLD/MATTE TIN
 - 3= 144 CIRCUIT, GOLD/MATTE TIN
 - * FORMERLY TIN/ LEAD
- MATING LENGTH**
- 0= 5.00 MATING LENGTH
 - 1= 5.50 MATING LENGTH
 - 2= 6.00 MATING LENGTH

NUMBER	GUIDE POST LOCATION	POLAR KEY POSITION
00	B	A
01	A	A
02	B	B
03	A	B
04	B	C
05	A	C
06	B	D
07	A	D
08	B	E
09	A	E
10	B	F
11	A	F
12	B	G
13	A	G
14	B	H
15	A	H
16	B	N/A
17	A	N/A
18	N/A	N/A



REF. MATERIAL NUMBER 73644-0009
GUIDE PIN IS IN LOCATION A
POLARIZING KEY IS IN LOCATION B, POSITION E



REF. MATERIAL NUMBER 73644-0008
GUIDE PIN IS IN LOCATION B
POLARIZING KEY IS IN LOCATION A, POSITION E

FUNCTIONAL SYMBOLS										THIS DRAWING CONTAINS INFORMATION THAT IS PROPRIETARY TO MOLEX ELECTRONIC TECHNOLOGIES, LLC AND SHOULD NOT BE USED WITHOUT WRITTEN PERMISSION																													
DIMENSION UNITS					SCALE					CURRENT REV DESC: SEE REVISION TABLE ON SHEET 3																													
mm					2:1					EC NO: 719835 DRWN: KRISHH1 2022/05/16 CHKD: JKACHLIC 2022/09/13 APPR: JKACHLIC 2022/09/13 INITIAL REVISION: DRWN: RFC_PLMIMP 2018/11/28 APPR: SREED 2003/05/15																													
GENERAL TOLERANCES (UNLESS SPECIFIED)																																							
ANGULAR TOL ± 0.5°																																							
4 PLACES ±																																							
DIVISIONAL SYMBOLS					3 PLACES ±					DOCUMENT NUMBER					DOC TYPE DOC PART REVISION																								
2 PLACES ± 0.05					1 PLACE ± 0.1					SDA-73644-XXXX					PSD 001 L																								
0 PLACES ±					DRAFT WHERE APPLICABLE MUST REMAIN WITHIN DIMENSIONS					THIRD ANGLE PROJECTION					DRAWING					SERIES					MATERIAL NUMBER					CUSTOMER					SHEET NUMBER				
															B-SIZE					73644					SEE TABLE					GENERAL MARKET					2 OF 3				

DATE	REV	DESCRIPTION
05/19/2022	L	1. DRAWING MIGRATION. 2. SHEET 1: E07: DIMENSION 0.92 REMOVED BECAUSE DIM 'A' AND DIM 'B' ARE WITH SAME CENTER LINE, SO DIM 0.92 IS NOT REQUIRED. 3. SHEET 1: C09: DIM 0.42 CHANGED TO 0.40±0.03MM, TO FOLLOW ACTUAL COMPONENT DIMENSION. 0.39 4. SHEET 1: D06: TOLERANCE OF DIM 'A' CHANGED TO ±0.15 FROM ±0.10, TO FOLLOW ACTUAL COMPONENT DIMENSION. 5. SHEET 1: C10: DIM 2.00 CHANGED TO DIM 2.0 TO INCREASE THE TOLERANCE TO FOLLOW ACTUAL COMPONENT DIMENSION. 6. SHEET 1: E04: ADDED NOTE 9 FOR POSITION TOLERANCE MEASUREMENT. 7. SHEET 1: E08, E07, C04, B03 : REMOVED BRACKET FROM THE BASIC DIMENSION 10.00 , B , 10.00 , B RESPECTIVELY FOR TP CONTROL 8. SHEET 1: B08, C10, C06, C01 : ADDED "SEE NOTE 8" FOR TP CONTROL 9. SHEET 1: C08: DIM 7.05±0.20 AND 14.35±0.15 CHANGED TO 7.05±0.25 AND 14.35±0.15 RESPECTIVELY.

THIS DRAWING CONTAINS INFORMATION THAT IS PROPRIETARY TO MOLEX ELECTRONIC TECHNOLOGIES, LLC AND SHOULD NOT BE USED WITHOUT WRITTEN PERMISSION									
FUNCTIONAL SYMBOLS	DIMENSION UNITS	SCALE	CURRENT REV DESC: SEE REVISION TABLE ON SHEET 3						
	$\nabla/A = 0$	mm	1:1	EC NO: 719835 DRWN: KRISHH1 CHKD: JKACHLIC APPR: JKACHLIC INITIAL REVISION: DRWN: RFC_PLMIMP APPR: SREED					
$\nabla/E = 0$	GENERAL TOLERANCES (UNLESS SPECIFIED)								
$\nabla/F = 0$	ANGULAR TOL ± 0.5°								
DIVISIONAL SYMBOLS	4 PLACES	±	2022/05/16						
	3 PLACES	±	2022/09/13						
	2 PLACES	± 0.05	2022/09/13						
	1 PLACE	± 0.1	2018/11/28						
0 PLACES	±	2003/05/15							
DRAFT WHERE APPLICABLE MUST REMAIN WITHIN DIMENSIONS		THIRD ANGLE PROJECTION		DRAWING	SERIES	MATERIAL NUMBER	CUSTOMER	SHEET NUMBER	
				B-SIZE	73644	SEE TABLE	GENERAL MARKET	3 OF 3	

molex

SALES ASSEMBLY, HDM
BACKPLANE MODULE POLAR/GUIDE OPTION

PRODUCT CUSTOMER DRAWING

DOCUMENT NUMBER	DOC TYPE	DOC PART	REVISION
SDA-73644-XXXX	PSD	001	L

MATERIAL NUMBER	NUMBER OF SIGNAL CONTACTS	PLATING	DIM "A"	DIM "B"	DIM "M"
73644-00**	72	SELECTIVE GOLD/GOLD FLASH	31.60	22.00	5.00
73644-01**	72	SELECTIVE GOLD/GOLD FLASH	31.60	22.00	5.50
73644-02**	72	SELECTIVE GOLD/GOLD FLASH	31.60	22.00	6.00
73644-10**	144	SELECTIVE GOLD/GOLD FLASH	55.60	46.00	5.00
73644-11**	144	SELECTIVE GOLD/GOLD FLASH	55.60	46.00	5.50
73644-12**	144	SELECTIVE GOLD/GOLD FLASH	55.60	46.00	6.00
73644-20**	72	SELECTIVE GOLD/SELECTIVE TIN-LEAD	31.60	22.00	5.00
73644-21**	72	SELECTIVE GOLD/SELECTIVE TIN-LEAD	31.60	22.00	5.50
73644-22**	72	SELECTIVE GOLD/SELECTIVE TIN-LEAD	31.60	22.00	6.00
73644-30**	144	SELECTIVE GOLD/SELECTIVE TIN-LEAD	55.60	46.00	5.00
73644-31**	144	SELECTIVE GOLD/SELECTIVE TIN-LEAD	55.60	46.00	5.50
73644-32**	144	SELECTIVE GOLD/SELECTIVE TIN-LEAD	55.60	46.00	6.00

MATERIAL NUMBER ASSIGNMENT

73644- * * * *

0 = 72-CIRCUIT, GOLD/GOLD FLASH
 1 = 144-CIRCUIT, GOLD/GOLD FLASH
 2 = 72-CIRCUIT, GOLD/TIN-LEAD
 3 = 144-CIRCUIT, GOLD/TIN-LEAD

0 = 5.00 MATING LENGTH
 1 = 5.50 MATING LENGTH
 2 = 6.00 MATING LENGTH

NUMBER	GUIDE POST LOCATION	POLAR KEY POSITION
00	B	A
01	A	
02	B	B
03	A	
04	B	C
05	A	
06	B	D
07	A	
08	B	E
09	A	
10	B	F
11	A	
12	B	G
13	A	
14	B	H
15	A	
16	B	
17	A	
18	N/A	N/A



REF. MATERIAL NUMBER 73644-0009
 GUIDE PIN IS IN LOCATION A
 POLARIZING KEY IS IN LOCATION B, POSITION E

REF. MATERIAL NUMBER 73644-0008
 GUIDE PIN IS IN LOCATION B
 POLARIZING KEY IS IN LOCATION A, POSITION E

DIMENSIONS SHOWN (METRIC) INCH		▽ = 0 ▼ = 0		REVISE ONLY ON CAD SYSTEM													
UNLESS OTHERWISE SPECIFIED TOLERANCES: ANGULAR ± 1/2°		TITLE															
<table border="1" style="font-size: small;"> <thead> <tr> <th></th> <th>INCH</th> <th>METRIC</th> </tr> </thead> <tbody> <tr> <td>3 PLACE</td> <td>± N/A</td> <td>---</td> </tr> <tr> <td>2 PLACE</td> <td>± N/A</td> <td>± N/A</td> </tr> <tr> <td>1 PLACE</td> <td>---</td> <td>± N/A</td> </tr> </tbody> </table>			INCH	METRIC	3 PLACE	± N/A	---	2 PLACE	± N/A	± N/A	1 PLACE	---	± N/A	SALES ASSY, HDM BACKPLANE MODULE, POLAR/GUIDE OPTION			
	INCH	METRIC															
3 PLACE	± N/A	---															
2 PLACE	± N/A	± N/A															
1 PLACE	---	± N/A															
DRAFT WHERE APPLICABLE MUST REMAIN WITHIN DIMENSIONS		MOLEX INCORPORATED LISLE, ILL. 60532 U.S.A.		SHEET NO. 2 DATE 96/12/18													
		PART NO. SEE CHART		DRWG. NO. SDA-73644-****													
		DRWG. BY JRR CHK'D. BY SMR APP'D. BY CAB SCALE ---:---		FILE NAME S73644X2 DGN THIS DRAWING CONTAINS INFORMATION THAT IS PROPRIETARY TO MOLEX INC. AND SHOULD NOT BE USED WITHOUT WRITTEN PERMISSION.													
LTR. REVISIONS		LTR. REVISIONS		DIV. DA SIZE B													