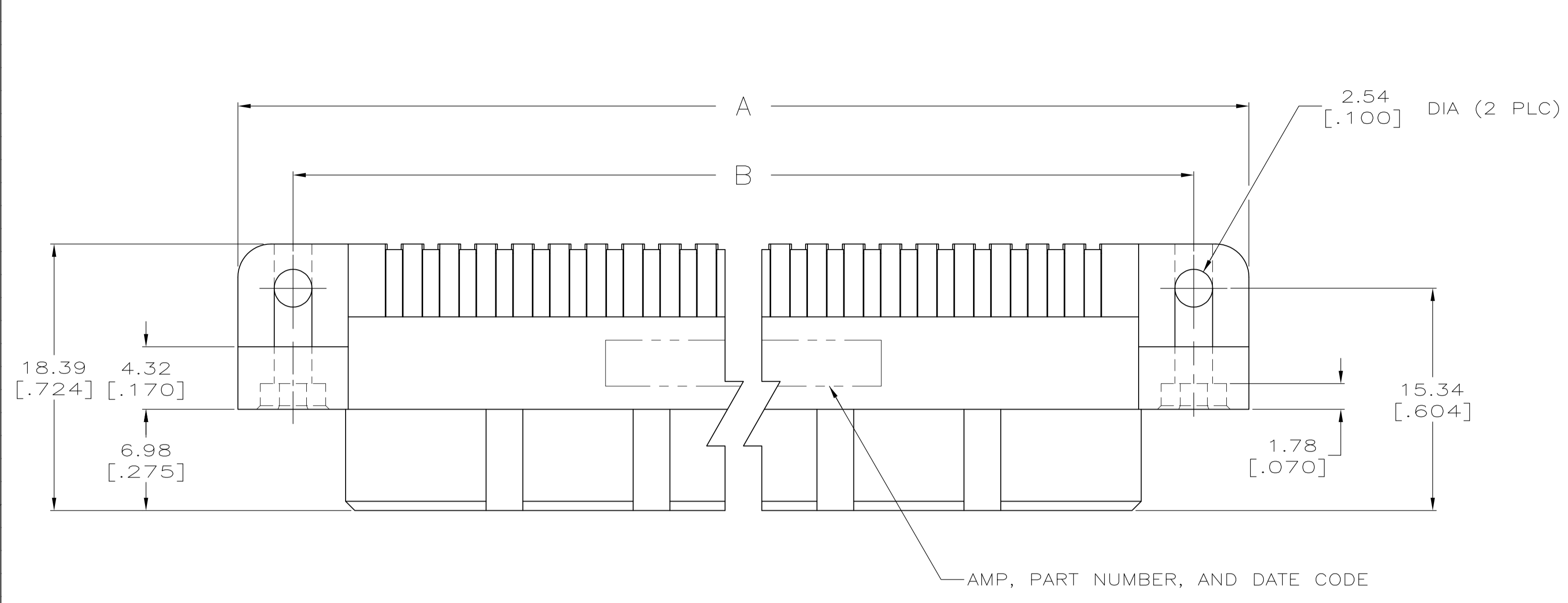
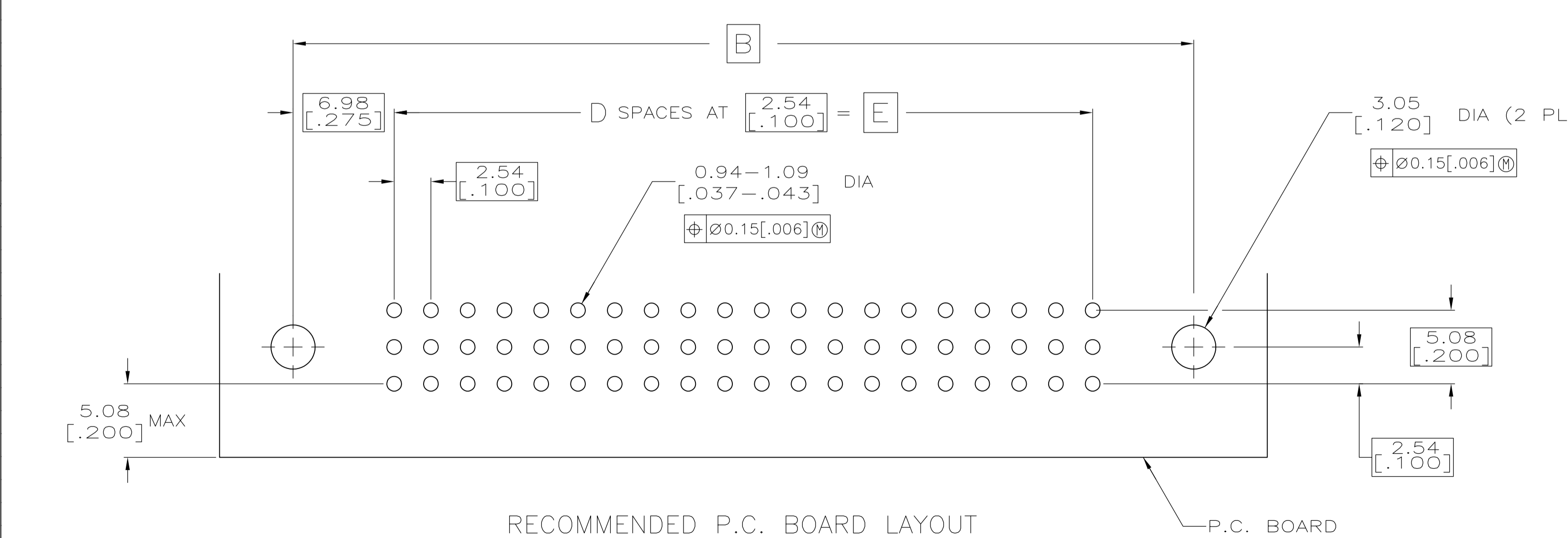
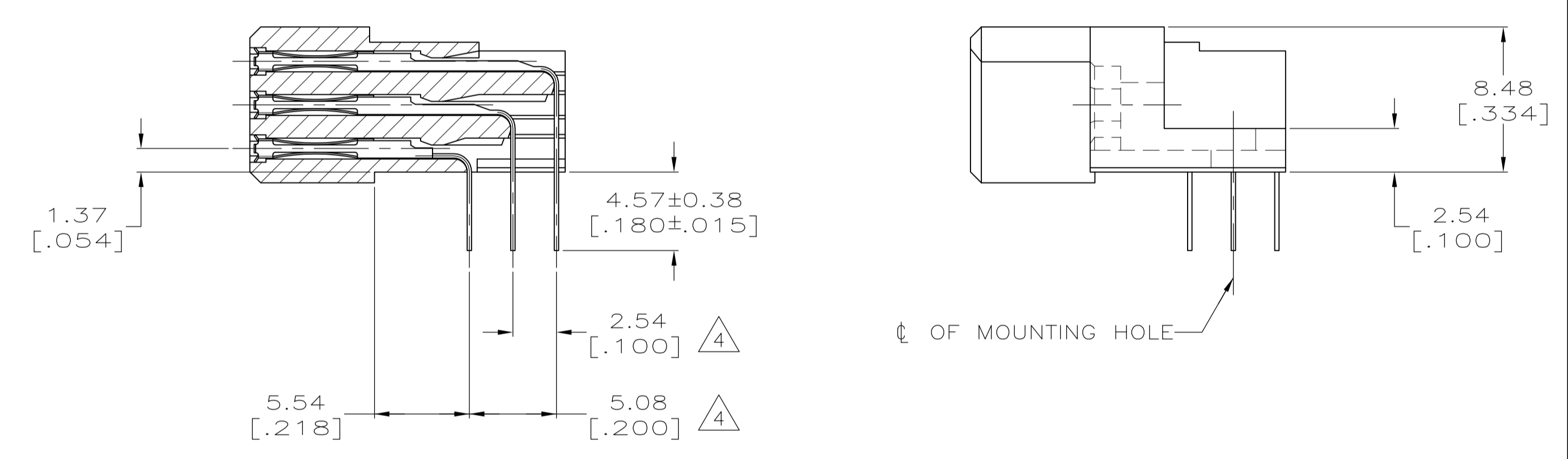
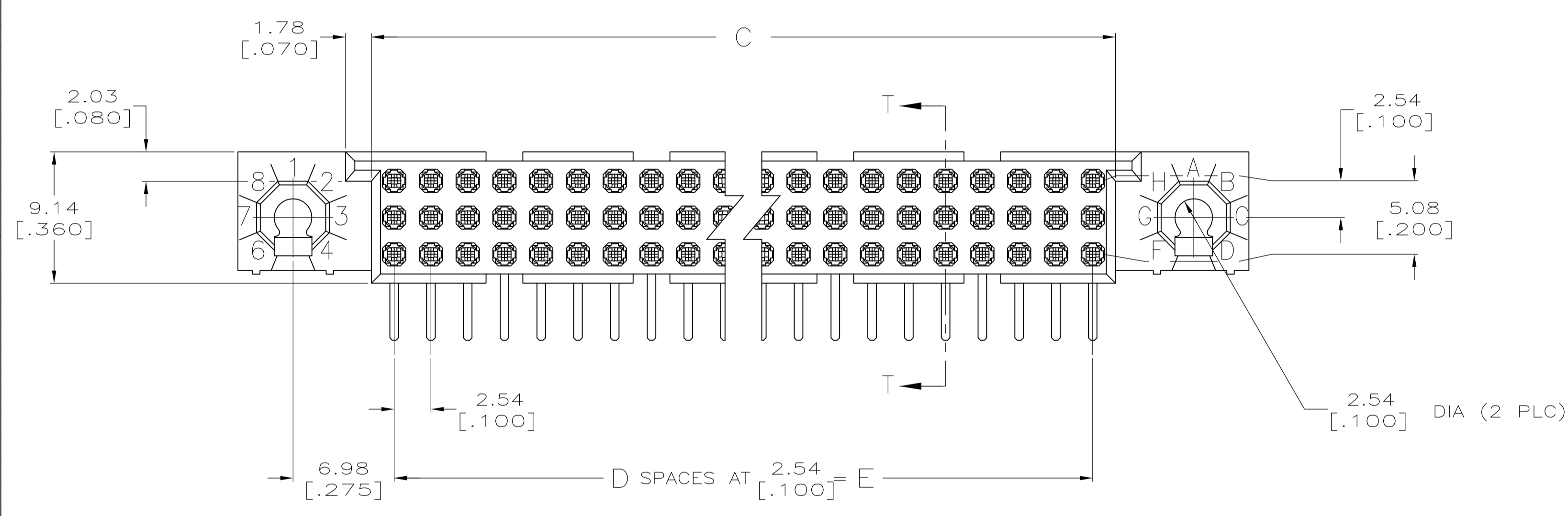


REVISIONS					
P	LTR	DESCRIPTION	DATE	DMN	APVD
R		REVISED PER ECO-15-015252	13NOV15	BJ	FY



- 1 HOUSING MATERIAL: THERMOPLASTIC.
- 2 CONTACT MATERIAL: COPPER ALLOY.
- 3 FINISH:
MATING AREA: MEETS THE PERFORMANCE REQUIREMENTS OF PRODUCT SPECIFICATION 108-9063; BASED ON TELCORDIA DR-1217-CORE APPLICATIONS IN UNCONTROLLED ENVIRONMENTS.
TIN PLATED POSTS.
- 4 SOLDER TAILS MUST FIT HOLE PATTERN AS SHOWN ON THE RECOMMENDED P.C. BOARD LAYOUT.
- 5. DIMENSIONS IN BRACKETS ARE IN INCHES.
- 6 HOUSINGS WITH CENTER MOUNTING IS RECOMMENDED FOR ASSEMBLIES HAVING 75 CONTACTS PER ROW OR MORE.
- 7 OBSOLETE PARTS: OBSOLETE CIS STREAMLINING PER D.RENAUD/D.SINISI



7	OBSOLETE	27.94 [1.100]	11	31.09 [1.224]	41.91 [1.650]	49.53 [1.950]	36	-2-5532431-4-
7	OBSOLETE	43.18 [1.700]	17	46.33 [1.824]	57.15 [2.250]	64.77 [2.550]	54	-2-5532431-2-
6/7	OBSOLETE	210.82 [8.300]	83	213.97 [8.424]	224.79 [8.850]	232.41 [9.150]	252	-1-5532431-9-
6/7	OBSOLETE	200.66 [7.900]	79	203.81 [8.024]	214.63 [8.450]	222.25 [8.750]	240	-1-5532431-3-
6/7	OBSOLETE	187.96 [7.400]	74	191.11 [7.524]	201.93 [7.950]	209.55 [8.250]	225	-1-5532431-2-
		175.26 [6.900]	69	178.41 [7.024]	189.23 [7.450]	196.85 [7.750]	210	1-5532431-1
		149.86 [5.900]	59	153.01 [6.024]	163.83 [6.450]	171.45 [6.750]	180	5532431-9
		137.16 [5.400]	54	140.31 [5.524]	151.13 [5.950]	158.75 [6.250]	165	5532431-8
7	OBSOLETE	124.46 [4.900]	49	127.61 [5.024]	138.43 [5.450]	146.05 [5.750]	150	-5532431-7-
		99.06 [3.900]	39	102.21 [4.024]	113.03 [4.450]	120.65 [4.750]	120	-5532431-5-
		78.74 [3.100]	31	81.89 [3.224]	92.71 [3.650]	100.33 [3.950]	96	5532431-3
		60.96 [2.400]	24	64.11 [2.524]	74.93 [2.950]	82.55 [3.250]	75	5532431-1
			E	D	C	B	A	POSN
								PART NUMBER

THIS DRAWING IS A CONTROLLED DOCUMENT.

DIMENSIONS: mm [INCHES]	TOLERANCES UNLESS OTHERWISE SPECIFIED: 0 PLC ± - 1 PLC ± - 2 PLC ± 0.13[.005] 3 PLC ± - 4 PLC ± - ANGLES ± -	DIN J. POLIGNONE 10/JUN05 CHK A. SHARPE 10/JUN05 APVD A. SHARPE 10/JUN05 PRODUCT SPEC APPLICATION SPEC SIZE WEIGHT	TE Connectivity NAME ASSEMBLY, RECEPTACLE, RIGHT ANGLE, HDI, LEAD-FREE, 3 ROW, WITHOUT GUIDES, 4.57[.180] SOLDER POSTS SCALE 4:1 SHEET 1 OF 1 REV R
----------------------------	--	--	---

CUSTOMER DRAWING