

PIN Power Inductor RCH110B



Description

- Ferrite drum core construction.
- Magnetically unshielded.
- L × W × H: 10.5 × 10.5 × 10.5mm Max.
- Product weight: 2.2 g(Ref.)
- Moisture Sensitivity Level: 1
- RoHS compliance.

Environmental Data

- Operating temperature range: -30°C ~ +85°C (including coil's self temperature rise)
- Storage temperature range: -30°C ~ +85°C

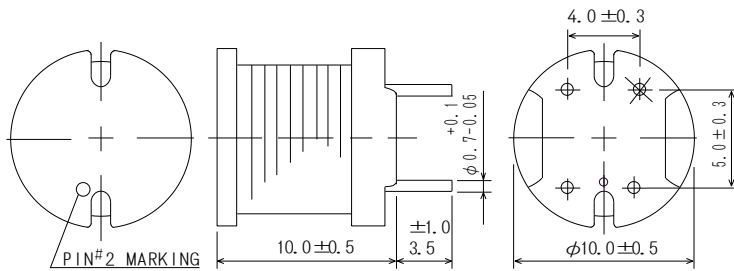
Packaging

- Box packaging.

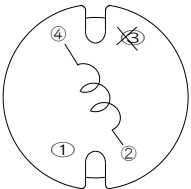
Applications


- Ideally used in Printers, LCD TV, DVD, Copy Machine, Mainboard of the compounding machines etc. as DC-DC Converter inductors.

Dimension - [mm]



Schematics - [mm]





Electrical Characteristics

PART NO.	STAMP	INDUCTANCE [WITHIN] ※1	D.C.R. (Ω) [MAX.] (at 20°C)	DC SUPERPOSITION CURRENT(A)※2		TEMPERATURE RISE CURRENT (A) ※3 ΔT=40°C
				(at 20°C)	(at 105°C)	
RCH110BNP-100M	100M	10μH ± 20%	30m(24m)	4.3	3.6	4.3
RCH110BNP-120M	120M	12μH ± 20%	33m(26m)	4.1	3.2	4.2
RCH110BNP-150M	150M	15μH ± 20%	36m(29m)	3.7	3.0	3.7
RCH110BNP-180M	180M	18μH ± 20%	38m(31m)	3.4	2.8	3.6
RCH110BNP-220M	220M	22μH ± 20%	47m(37m)	3.0	2.5	3.5
RCH110BNP-270M	270M	27μH ± 20%	51m(41m)	2.9	2.3	3.4
RCH110BNP-330K	330K	33μH ± 10%	58m(46m)	2.6	2.1	3.2
RCH110BNP-390K	390K	39μH ± 10%	63m(50m)	2.4	1.9	3.1
RCH110BNP-470K	470K	47μH ± 10%	71m(57m)	2.2	1.8	2.8
RCH110BNP-560K	560K	56μH ± 10%	78m(63m)	2.0	1.6	2.7
RCH110BNP-680K	680K	68μH ± 10%	105m(84m)	1.8	1.4	2.2
RCH110BNP-820K	820K	82μH ± 10%	120m(95m)	1.6	1.3	2.1
RCH110BNP-101K	101K	100μH ± 10%	150m(107m)	1.5	1.2	2.0
RCH110BNP-121K	121K	120μH ± 10%	180m(140m)	1.3	1.0	1.7
RCH110BNP-151K	151K	150μH ± 10%	200m(160m)	1.2	0.99	1.6
RCH110BNP-181K	181K	180μH ± 10%	280m(220m)	1.1	0.87	1.4
RCH110BNP-221K	221K	220μH ± 10%	0.31(242m)	0.99	0.79	1.3
RCH110BNP-271K	271K	270μH ± 10%	0.36(286m)	0.87	0.70	1.2
RCH110BNP-331K	331K	330μH ± 10%	0.46(0.37)	0.78	0.61	1.0
RCH110BNP-391K	391K	390μH ± 10%	0.58(0.46)	0.72	0.59	0.92
RCH110BNP-471K	471K	470μH ± 10%	0.65(0.52)	0.67	0.50	0.89
RCH110BNP-561K	561K	560μH ± 10%	0.89(0.71)	0.59	0.48	0.75
RCH110BNP-681K	681K	680μH ± 10%	1.10(0.81)	0.54	0.45	0.69
RCH110BNP-821K	821K	820μH ± 10%	1.31(0.92)	0.52	0.41	0.66
RCH110BNP-102K	102K	1.0mH ± 10%	1.71(1.2)	0.45	0.37	0.55

※1. Inductance measuring frequency at 1kHz.

※2. DC superposition current: The value of D.C. current when the inductance decreases to 90% of it's nominal value.

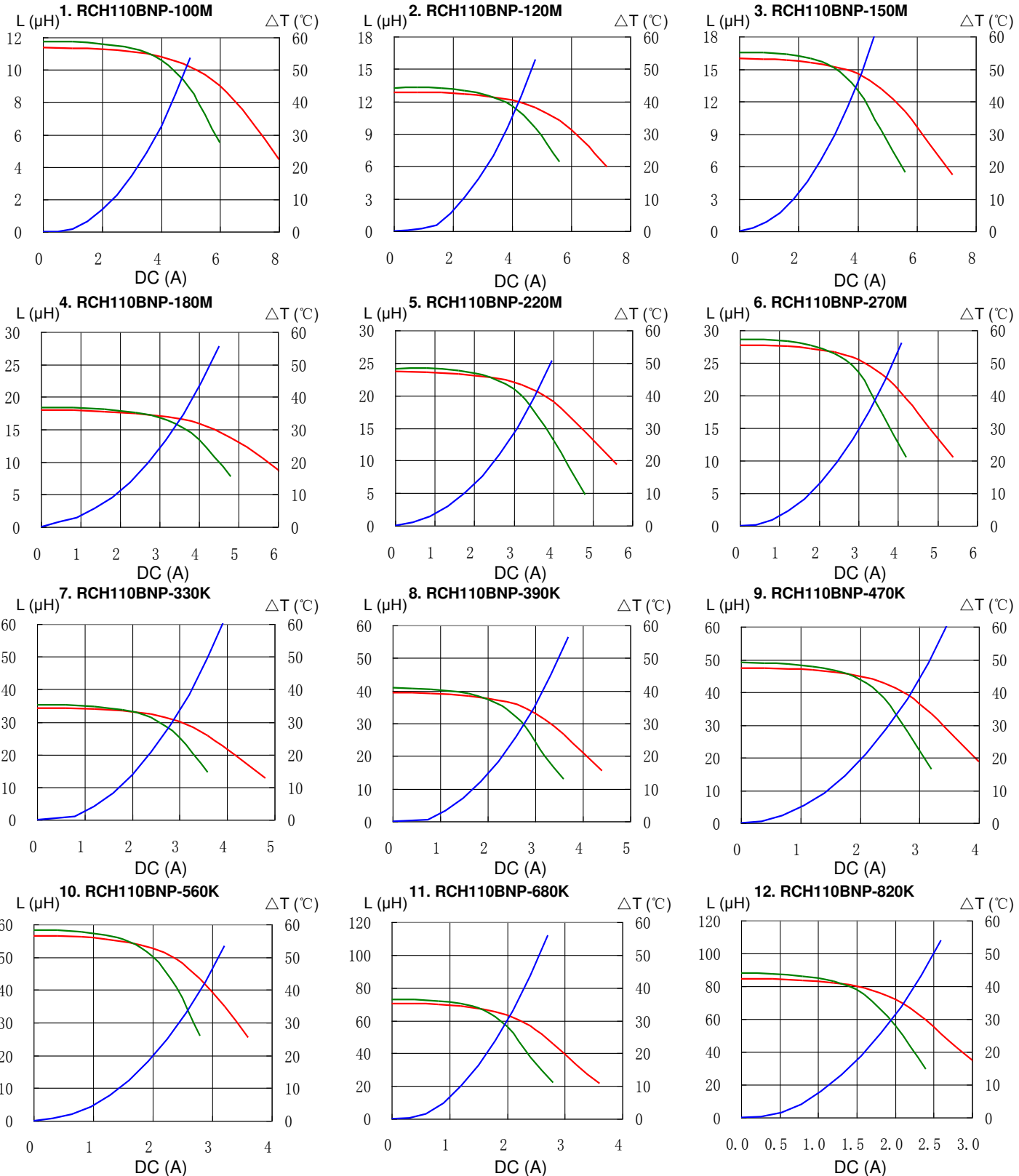
※3. Temperature rise current: The value of D.C. current when the temperature rise is Δt=40°C (Ta=20°C).

PIN Power Inductor RCH110B



Saturation Current & Temperature Rise Graph

— L (20°C) — L (105°C) — ΔT

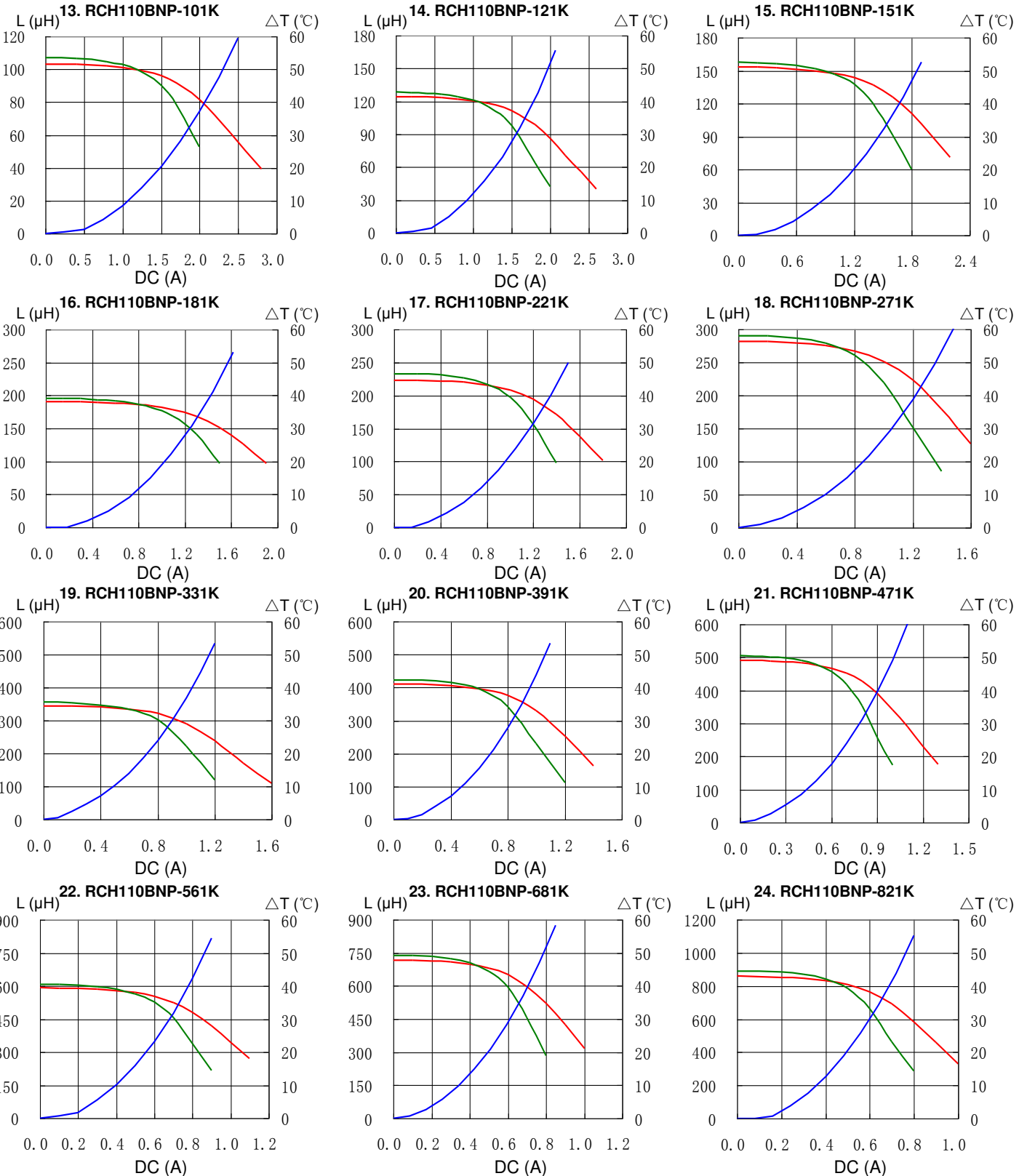


PIN Power Inductor RCH110B



Saturation Current & Temperature Rise Graph

— L (20°C) — L (105°C) — ΔT

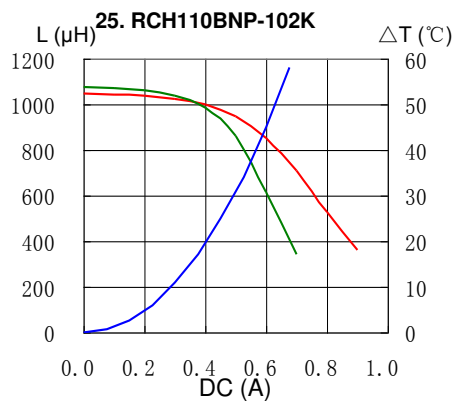


PIN Power Inductor RCH110B



Saturation Current & Temperature Rise Graph

— L (20°C) — L (105°C) — ΔT



Please refer to the sales offices on our website - <http://www.sumida.com>

Hong Kong

Tel. +852-2880-6781
FAX. +852-2565-9600
sales@hk.sumida.com

Saitama(Japan)

Tel. +81-48-691-7300
FAX. +81-48-691-7340
sales@jp.sumida.com

Chicago

Tel. +1-847-545-6700
FAX. +1-847-545-6720
sales@us.sumida.com

Shanghai

Tel. +86-21-5836-3299
FAX. +86-21-5836-3266
shanghai.sales@cn.sumida.com

Seoul

Tel. +82-2-6237-0777
FAX. +82-2-6237-0778
sales@kr.sumida.com

Obernzell

Tel. +49-8591-937-0
FAX. +49-8591-937-103
contact@eu.sumida.com

Shenzhen

Tel. +86-755-8291-0228
FAX. +86-755-8291-0338
shenzhen.sales@cn.sumida.com

Singapore

Tel. +65-6296-3388
FAX. +65-6841-4426
sales@sg.sumida.com

Neumarkt

Tel. +49-9181-4509-110
FAX. +49-9181-4509-310
infocomp@eu.sumida.com

Taipei

Tel. +886-2-8751-2737
FAX. +886-2-8751-2738
sales@tw.sumida.com

San Jose

Tel. +1-408-321-9660
FAX. +1-408-321-9308
sales@us.sumida.com