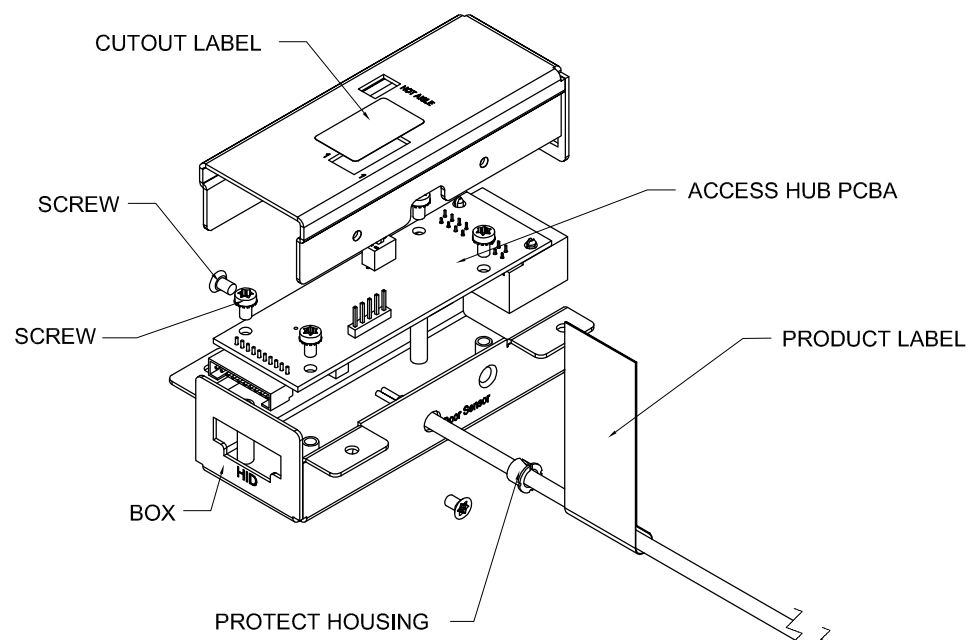


2

1

PANDUIT P/N	WEIGHT
ACB01	0.85kg



**SPECIFICATION:**

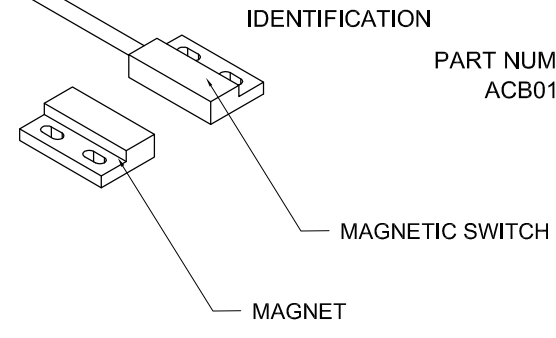
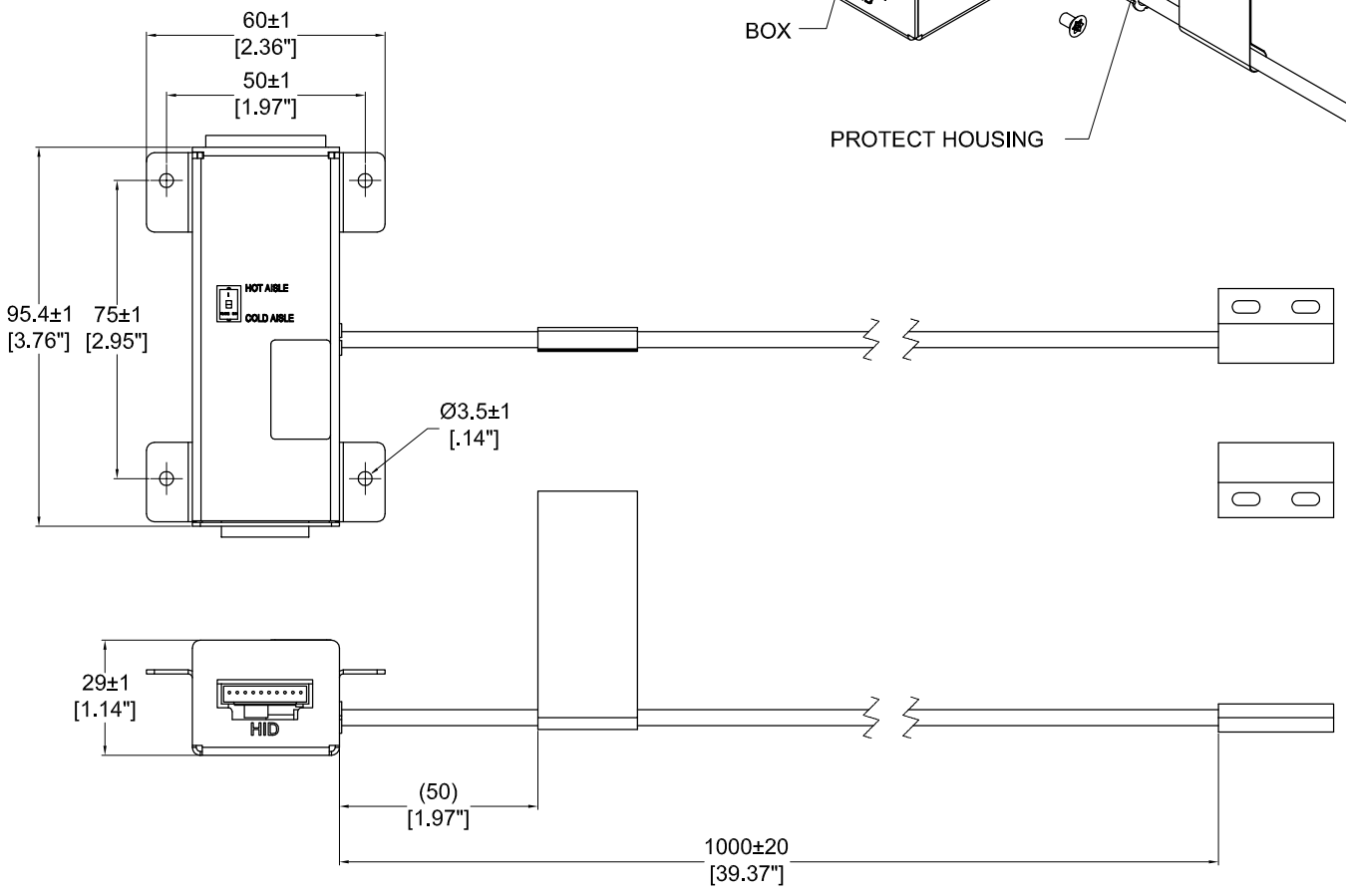
1. STANDARD  
 OPEN DOOR DETECTION: <10mm  
 OPERATING TEMPERATURE RANGE: 0°C TO 65°C [32°F TO 149°F]  
 OPERATIONAL VOLTAGE: 5 ±0.1 VOLTS  
 MAXIMUM POWER DRAW: 1100 mA, ACTIVE  
 MAXIMUM POWER DRAW: 150 mA, IDLE  
 SENSOR HOUSING MATERIAL: STEEL  
 SENSOR HOUSING COLOR: BLACK  
 INTERFACE OUTLET: RJ45 COMPLIANT

2. ADDITIONAL:  
 NONE

3. ACCESSORY COMPONENTS:  
 SCREWS, QTY:(4)  
 DOUBLE SIDED TAPE, QTY:(2)  
 INSTALLATION GUIDE, QTY:(1)

**NOTES:**

1. PRIMARY DIMENSIONS ARE IN MILLIMETERS. SECONDARY DIMENSIONS ARE IN INCHES  
 2. INSTALLATION SHALL COMPLY WITH ALL APPLICABLE NATIONAL, STATE, AND LOCAL CODES  
 3. VISIT OUR ON-LINE CATALOG AT WWW.PANDUIT.COM FOR A CURRENT LIST OF PRODUCTS APPLICABLE FOR USE WITH THIS PART



IDENTIFICATION	PART NUMBER	DESCRIPTION
	ACB01	ACCESS HUB

WE ASK THAT YOU CHECK FULLY THE DIMENSIONS, NOTES, AND SIGN THE CLIENT SIGNATURE BOX. THE JOB WILL NOT PROGRESS WITHOUT SIGNED APPROVAL. PLEASE DO NOT DELAY IN RETURNING PROOF AS IT WILL AFFECT DELIVERY

SIGN \_\_\_\_\_  
 DATE \_\_\_\_\_  
 PRINT \_\_\_\_\_

TITLE: SMARTZONE G5 ACCESS HUB  
 CUSTOMER DRAWING

ITEM REVISION NAME:  
 DATASHEET FILE NAME:



UNLESS OTHERWISE SPECIFIED DIMENSIONAL TOLERANCE ARE: mm [IN]  
 Wire Harness Tolerance(mm)

0<4<500	±10
500<4<2000	±20
2000<4<6000	±50

MATERIAL/COLOR: N/A

DRAWING NUMBER: ACB01\_DC

THIRD ANGLE PROJECTION

DRAWN BY	DATE	CHK	SCALE
Felix	01/04/2018	MM	NONE

SCALE: SHT 1 OF 1

REV	DATE	BY	CHK	APR	DESCRIPTION	ECN
00A	01/04/2018	Felix	MM	DJB	INITIAL RELEASE	ACB01

2

1

B

B

A

A

