


TT-URTK/S- 24DC

Order No.: 2788278

<http://eshop.phoenixcontact.de/phoenix/treeViewClick.do?UID=2788278>

Disconnect terminal block with surge voltage fine protection, nominal voltage: 24 V DC, for mounting on NS 32 or NS 35/7.5, closed housing, terminal width: 8.2 mm, terminal height: 51.5 mm

Commercial data

GTIN (EAN)	 4 017918 071479
sales group	J303
Pack	50 pcs.
Customs tariff	85363010
Catalog page information	Page 87 (TT-2007)

Product notes

WEEE/RoHS-compliant since:
03/13/2007



<http://www.download.phoenixcontact.com>
Please note that the data given here has been taken from the online catalog. For comprehensive information and data, please refer to the user documentation. The General Terms and Conditions of Use apply to Internet downloads.

Technical data

General

Housing material	PA
Inflammability class acc. to UL 94	V2
Color	black

Total surge current (8/20) μ s	169 A
Ambient temperature (operation)	-40 °C ... 85 °C
Mounting type	DIN rail/G-profile rail
Design	Single-level terminal block with disconnect slide
Number of positions	1
Degree of protection	IP20
Direction of action	Line-Earth Ground
Width	8.20 mm
Height	51.50 mm
Length	72.00 mm
Protective circuit	
IEC category	C3
VDE requirement class	C3
Nominal voltage U_N	24 V DC
Maximum continuous operating voltage U_C	28 V DC
	20 V AC
Maximum continuous voltage U_C (wire-ground)	28 V DC
	20 V AC
Nominal current I_N	57 A (45°C)
Ground conductor current I_{PE}	$\leq 5 \mu$ A
Nominal discharge surge current I_n (8/20) μ s (Core-Earth)	169 A
Total surge current (8/20) μ s	169 A
Max. discharge surge current I_{max} (8/20) μ s maximum (Core-Earth)	169 A
Nominal pulse current I_{an} (10/1000) μ s (Core-Earth)	33 A
Output voltage limitation at 1 kV/ μ s (Core-Earth) static	≤ 40 V
Residual voltage at I_n , (conductor-ground)	≤ 55 V
Response time t_A (Core-Earth)	≤ 1 ns
Cut-off frequency f_g (3 dB), asym. (PE) in 150 Ohm system	Typ. 1.2 MHz
Capacity (Core-Earth)	≤ 1.35 nF
Surge carrying capacity in acc. with IEC 61643-21 (Core-Earth)	C3 (25 A)

Connection data

Type of connection	Screw connection
Connection type IN	Screw terminal blocks
Connection type OUT	Screw terminal blocks
Screw thread	M3
Tightening torque	0.5 Nm
Stripping length	13 mm
Conductor cross section stranded min.	0.5 mm ²
Conductor cross section stranded max.	6 mm ²
Conductor cross section solid min.	0.5 mm ²
Conductor cross section solid max.	10 mm ²
Conductor cross section AWG/kcmil min.	20
Conductor cross section AWG/kcmil max	8

Connection, protective circuit

Standards/regulations	IEC 61643-21
-----------------------	--------------

Certificates / Approvals



Certification GOST

Accessories

Item	Designation	Description
------	-------------	-------------

Assembly

0310143	D-URTK BK	End cover, Length: 72 mm, Width: 2.2 mm, Height: 51.5 mm, Color: black
---------	-----------	--

Marking

1051993	B-STIFT	Marker pen, for manual labeling of unprinted Zack strips, smear-proof and waterproof, line thickness 0.5 mm
1051016	ZB 6,LGS:FORTL.ZAHLEN	Zack marker strip, 10-section, printed horizontally: with the numbers 1 - 10, 11 - 20 and so on up to 491 - 500, color: white
1051414	ZB 6,LGS:L1-N,PE	Zack strip, printed horizontally, strips with 10 labels, L1, L2, L3, N, PE, L1, L2, L3, N, PE, color: white

1051430	ZB 6,LGS:U-N	Zack strip, printed horizontally: 10-section, U, V, W, N, GND, U, V, W, N, GND, color: white
1050499	ZB 6:SO/CMS	Zack strip, 10-section, divisible, special printing, marking according to customer requirements
1051003	ZB 6:UNBEDRUCKT	Zack strip, unprinted, strips with 10 labels for individual labeling with M-PEN or CMS system, for terminal block width: 6.2 mm, color: white
0808749	ZBF 6,LGS:FORTL.ZAHLEN	Zack marker strip, flat, printed horizontally: 10-section, with the numbers 1 - 10, 11 - 20, and so on up to 91 - 100, color: white
0808736	ZBF 6/WH-100:UNBEDRUCKT	Zack strip, flat, unprinted: 10-section, for individual labeling with M-PEN or ZBF-T, large batch, sufficient for labeling 1000 terminal blocks, color: white
0808710	ZBF 6:UNBEDRUCKT	Zack strip, flat, unprinted: 10-section, for individual labeling with M-PEN or ZBF-T, sufficient for 100 terminal blocks, color: white

Additional products

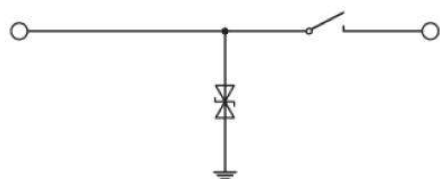
Item	Designation	Description
------	-------------	-------------

Assembly

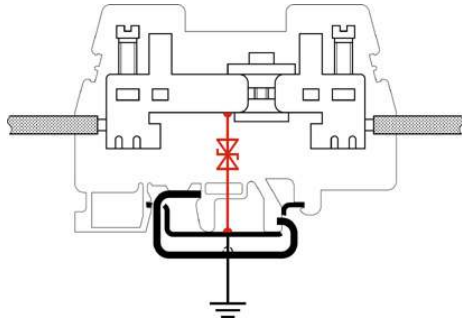
0310143	D-URTK BK	End cover, Length: 72 mm, Width: 2.2 mm, Height: 51.5 mm, Color: black
2839295	SSA 3-6	shield fast connections for conductor diameter 3 - 6 mm. Potential connection cable: 200 mm, black
2839512	SSA 5-10	Shield fast connection for conductor diameters 5 - 10 mm. Potential connection cable: 200 mm, black

Diagrams/Drawings

Circuit diagram



Schematic diagram



Address

PHOENIX CONTACT Deutschland GmbH
Flachmarktstr. 8
32825 Blomberg, Germany
Phone +49 5235 3 12000
Fax +49 5235 3 41200
<http://www.phoenixcontact.de>



© 2011 Phoenix Contact
Technical modifications reserved;