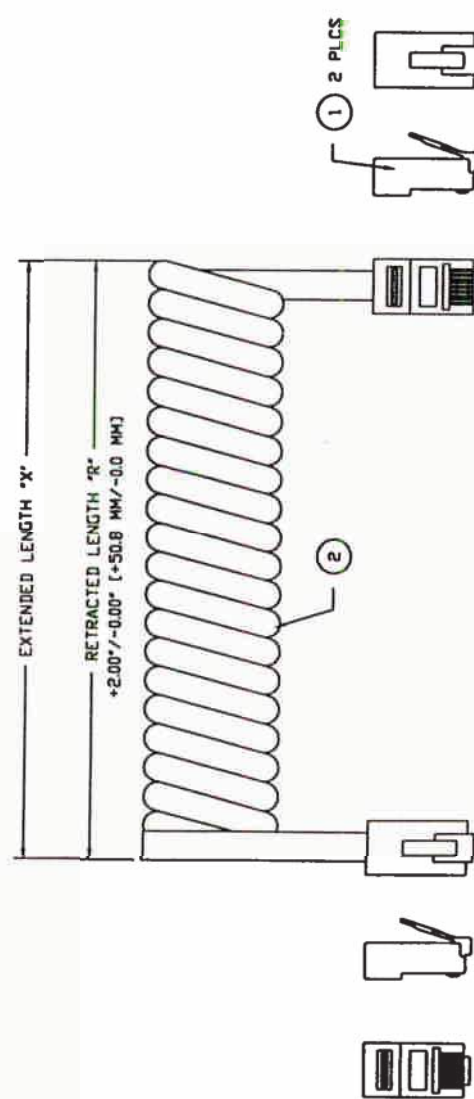


A B C D E F G H

ALL DRAWINGS AND SPECIFICATIONS ARE THE SOLE PROPERTY OF I/O INTERCONNECT INC. U.S. PATENT AND TRADEMARK OFFICE. NO REPRODUCTION, COPIED, OR USED IN ANY MANNER WITHOUT THE PRIOR WRITTEN CONSENT OF I/O INTERCONNECT INC. OR ITS AFFILIATED SUBSIDIARIES.



CUSTOMER APPROVAL
 ENGR. SIGN *Matt Lerner*
 DATE: 4-13-99

NOTES: UNLESS OTHERWISE SPECIFIED.
 1. TEST CABLE FOR ALL OPENS & SHORTS.
 2. PACKAGE CABLE ASSEMBLY INDIVIDUALLY IN PLASTIC BAG.
 PACKAGE INDIVIDUAL BAG PER LOT NUMBER QUANTITIES.

488-148-505-D	121-810-022	14.0 FT (4.3 M)	50.0 IN (1270.0 MM)	WHITE
488-148-504-D	121-810-012	14.0 FT (4.3 M)	50.0 IN (1270.0 MM)	BLACK
488-148-503-D	121-810-002	14.0 FT (4.3 M)	50.0 IN (1270.0 MM)	SILVER SATIN
488-108-502-D	121-810-021	10.0 FT (3.0 M)	42.0 IN (1066.8 MM)	WHITE
488-108-501-D	121-810-011	10.0 FT (3.0 M)	42.0 IN (1066.8 MM)	BLACK
488-108-500-D	121-810-001	10.0 FT (3.0 M)	42.0 IN (1066.8 MM)	SILVER SATIN
488-078-505-D	121-810-020	7.0 FT (2.1 M)	28.0 IN (711.2 MM)	WHITE
488-078-504-D	121-810-010	7.0 FT (2.1 M)	28.0 IN (711.2 MM)	BLACK
488-078-503-D	121-810-000	7.0 FT (2.1 M)	28.0 IN (711.2 MM)	SILVER SATIN
488-058-502-D	121-810-023	5.0 FT (1.5 M)	22.0 IN (558.8 MM)	WHITE
488-058-501-D	121-810-013	5.0 FT (1.5 M)	22.0 IN (558.8 MM)	BLACK
488-058-500-D	121-810-003	5.0 FT (1.5 M)	22.0 IN (558.8 MM)	SILVER SATIN
IOI PART NUMBER	IOI CABLE PART NUMBER	EXTENDED LENGTH "X"	RETRACTED LENGTH "R"	

TABULATION BLOCK

ITEM	"X" FT	QTY	IOI	MFG.	DESCRIPTION
2	14.0	2	325-881-50X	325-881-50X	MODULAR COIL CABLE, 26 AVG (7/34) BARE COPPER, 8 CONDUCTOR, UNSHIELDED, PVC JACKET, (SEE TABULATION BLOCK FOR COLOR).
1	10.0	2	325-881-50X	325-881-50X	CONNECTOR, MODULAR PLUG, 8 POSITION, 8 CONDUCTOR, 50" AU, FLAT TYPE EXIT.

I/O INTERCONNECT
 SANTA ANA, CALIFORNIA

THIRD ANGLE PROJECTION

UNLESS OTHERWISE NOTED:
 1) DIMENSIONS ARE IN INCHES (MILLIMETERS)
 2) TOLERANCES:
 X.XX ± 0.25 (6.35)

REV. XZ
 SHEET 1 OF 1

CABLE ASSEMBLY PARTS LIST

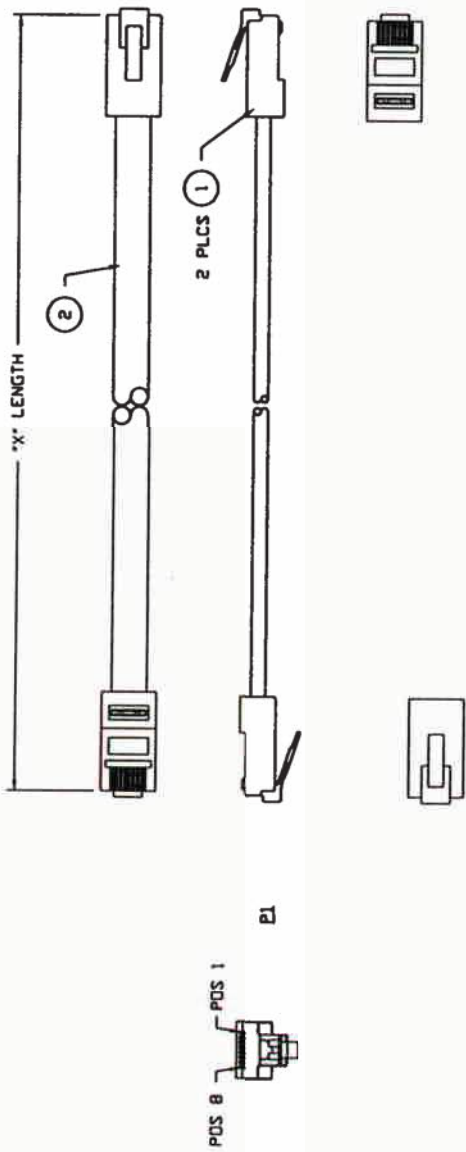
ITEM	"X" FT	QTY	IOI	MFG.	DESCRIPTION
2	14.0	2	325-881-50X	325-881-50X	MODULAR COIL CABLE, 26 AVG (7/34) BARE COPPER, 8 CONDUCTOR, UNSHIELDED, PVC JACKET, (SEE TABULATION BLOCK FOR COLOR).
1	10.0	2	325-881-50X	325-881-50X	CONNECTOR, MODULAR PLUG, 8 POSITION, 8 CONDUCTOR, 50" AU, FLAT TYPE EXIT.

A	B	C	D	E	F	G	H
DWG. NO. XXB-502-D		ZONE X1	DESCRIPTION CUSTOMER APPROVAL	DATE 03/24/99	APPROVED E.V.		

THESE DRAWINGS AND SPECIFICATIONS ARE THE SOLE PROPERTY OF I/O INTERCONNECT INC., USA, AND SHALL NOT BE REPRODUCED, COPIED, OR USED IN ANY MANNER WITHOUT THE WRITTEN CONSENT OF I/O INTERCONNECT INC. OR ITS AFFILIATED SUBSIDIARIES.

WIRE DIAGRAM

P1	P2
1	GRAY
2	ORANGE
3	BLACK
4	RED
5	GREEN
6	YELLOW
7	BLUE
8	BROWN



CUSTOMER APPROVAL
 ENGR. SIGN Math. Demme
 DATE: 4-17-99

H2881-25-ND
 H2881-14 ND
 H2881-07-ND

- NOTES: UNLESS OTHERWISE SPECIFIED.
- CABLE TO BE BUNDLED AND TWIST TIED.
 - TEST CABLE FOR ALL OPENS & SHORTS.
 - PACKAGE CABLE ASSEMBLY INDIVIDUALLY IN PLASTIC BAG. PACKAGE INDIVIDUAL BAG PER LOT NUMBER QUANTITIES.

488-258-502-D	25.0 FT ± 4.0 IN 7.62 M ± 101.6 MM
488-148-502-D	14.0 FT ± 3.0 IN 4.27 M ± 76.2 MM
488-078-502-D	7.0 FT ± 2.0 IN 2.13 M ± 50.8 MM

PART NUMBER
I/O INTERCONNECT LENGTH *X*

I/O INTERCONNECT
 SANTA ANA, CALIFORNIA

THIRD ANGLE PROJECTION

UNLESS OTHERWISE NOTED:
 1) DIMENSIONS ARE IN INCHES (MILLIMETERS)
 2) TOLERANCES:
 XXX ± 0.25 (6.35)

REV. X1

ITEM	QTY	MFG.	IDI PART NO.	DESCRIPTION
2	*X*	IDI	120-810-020	MODULAR CABLE, 26 AVG (7/34) BARE COPPER, 8 CONDUCTOR, UNSHIELDED, WHITE PVC.
1	2 PCS	IDI	325-881-50X	CONNECTOR, MODULAR PLUG, 8 POSITION, 8 CONDUCTOR, 50u" Au, FLAT TYPE EXIT.

CABLE ASSEMBLY PARTS LIST

DATE	03/24/99
APPROVED	E.V.

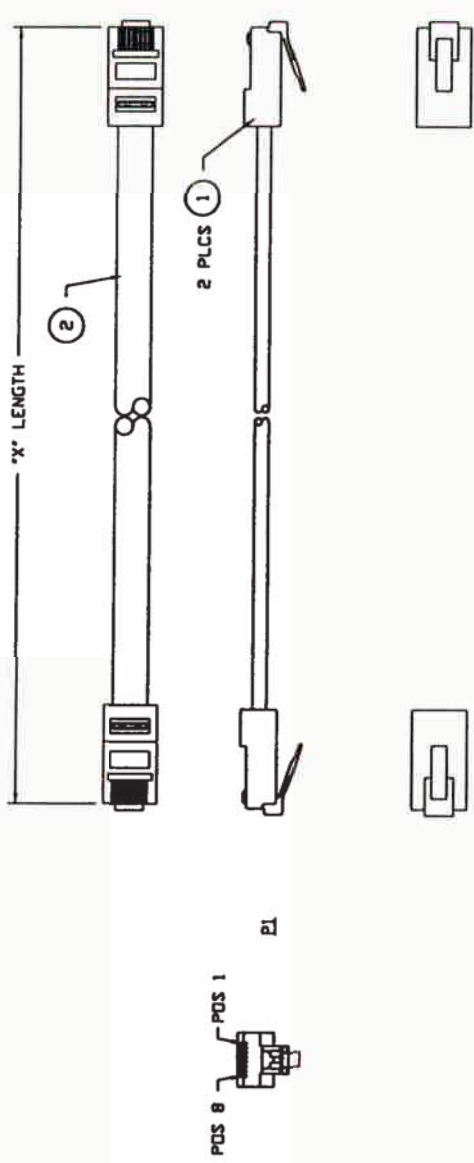
A B C D E F G H

PLEASE NOTE: DIMENSIONS AND SPECIFICATIONS ARE THE SOLE PROPERTY OF I/O INTERCONNECT INC., U.S.A. AND SHALL NOT BE REPRODUCED, COPIED, OR USED IN ANY MANNER WITHOUT THE WRITTEN CONSENT OF I/O INTERCONNECT INC. OR ITS AFFILIATED SUBSIDIARIES.

DWG. NO.	ZONE	REV.	DESCRIPTION	DATE	APPROVED
XXB-510-D	XI	XI	CUSTOMER APPROVAL	03/24/99	E.V.

WIRE DIAGRAM

P1	1	GRAY	P2	8
	2	ORANGE		7
	3	BLACK		6
	4	RED		5
	5	GREEN		4
	6	YELLOW		3
	7	BLUE		2
	8	BROWN		1



CUSTOMER APPROVAL
ENGR. SIGN *Matt Lopez*
DATE: 4-12-99

H1883-25-ND
H1883-14-ND
H1883-07-ND

- NOTES: UNLESS OTHERWISE SPECIFIED.
- CABLE TO BE BUNDLED AND TWIST TIED.
 - TEST CABLE FOR ALL OPENS & SHORTS.
 - PACKAGE CABLE ASSEMBLY INDIVIDUALLY IN PLASTIC BAG. PACKAGE INDIVIDUAL BAG PER LOT NUMBER QUANTITIES.

488-258-510-D	25.0 FT ± 4.0 IN 7.62 M ± 101.6 MM
488-148-510-D	14.0 FT ± 3.0 IN 4.27 M ± 76.2 MM
488-078-510-D	7.0 FT ± 2.0 IN 2.13 M ± 50.8 MM

PART NUMBER		LENGTH 'X'
I/O INTERCONNECT		
I/O INTERCONNECT SANTA ANA, CALIFORNIA		
REV.	DATE	BY
TITLE	SANTA ANA, CALIFORNIA	
DESCRIPTION	BFBP MODULAR, STANDARD STYLE, SILVER SATIN, CABLE ASSEMBLY	
PART NO.	488-XXB-510-D	
DWG. NO.	488-XXB-510-D	
CUSTOMER	DIGI KEY	
SCALE	NONE	SHEET 1 OF 1



THIRD ANGLE PROJECTION

UNLESS OTHERWISE NOTED:
 1) DIMENSIONS ARE IN INCHES (MILLIMETER)
 2) TOLERANCES:
 X.XX ± 0.25 (6.35)

2	'X'	101	120-810-000	MODULAR CABLE, 26 AWG (7/34) BARE COPPER, 8 CONDUCTOR, UNSHIELDED, SILVER SATIN PVC.
1	2 PCS	101	325-881-50X	CONNECTOR, MODULAR PLUG, 8 POSITION, 8 CONDUCTOR, 50.0" AU, FLAT TYPE EXIT.
ITEM	QTY	MFG.	101 PART NO.	DESCRIPTION

CABLE ASSEMBLY PARTS LIST

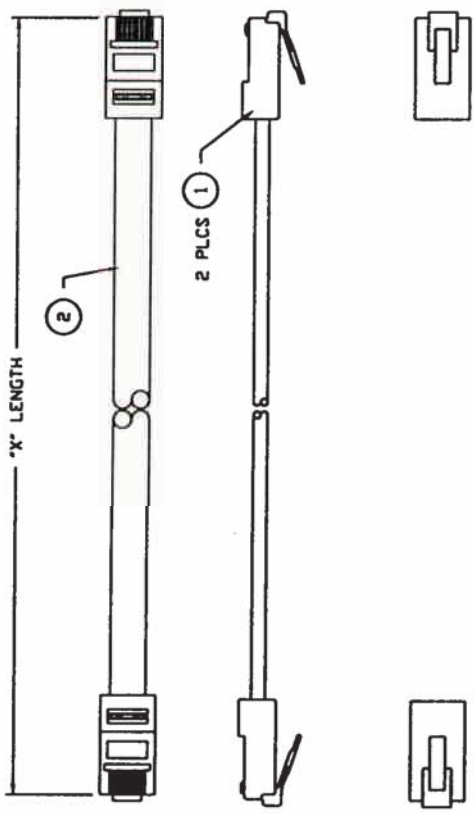
A B C D E F G H

THESE DRAWINGS AND SPECIFICATIONS ARE THE SOLE PROPERTY OF I/O INTERCONNECT INC., U.S.A. AND SHALL NOT BE REPRODUCED, COPIED, OR USED IN ANY MANNER WITHOUT THE WRITTEN CONSENT OF I/O INTERCONNECT INC. OR ITS AFFILIATED SUBSIDIARIES.

DWG. NO.	ZONE	REV.	DESCRIPTION	DATE	APPROVED
XXB-511-D	XI	XI	CUSTOMER APPROVAL	03/24/99	E.V.

WIRE DIAGRAM

P1		P2
1	GRAY	8
2	ORANGE	7
3	BLACK	6
4	RED	5
5	GREEN	4
6	YELLOW	3
7	BLUE	2
8	BROWN	1



CUSTOMER APPROVAL
 ENGR. SIGN YMaH Nemev
 DATE: 4-12-99

H1882-25-ND
 H1882-14-ND
 H1882-07-ND

- NOTES: UNLESS OTHERWISE SPECIFIED.
- CABLE TO BE BUNDLED AND TWIST TIED.
 - TEST CABLE FOR ALL OPENS & SHORTS.
 - PACKAGE CABLE ASSEMBLY INDIVIDUALLY IN PLASTIC BAG. PACKAGE INDIVIDUAL BAG PER LOT NUMBER QUANTITIES.

488-259-511-D	25.0 FT ± 4.0 IN 7.62 M ± 101.6 MM
488-148-511-D	14.0 FT ± 3.0 IN 4.27 M ± 76.2 MM
488-078-511-D	7.0 FT ± 2.0 IN 2.13 M ± 50.8 MM

THIRD ANGLE PROJECTION

UNLESS OTHERWISE NOTED:
 1) DIMENSIONS ARE IN INCHES (MILLIMETER)
 2) TOLERANCES:
 X.XX ± 0.25 (6.35)

ITEM	QTY	MFG.	101 PART NO.	DESCRIPTION
2	*X	IOI	120-810-010	MODULAR CABLE, 26 AWG (7/34) BARE COPPER, 8 CONDUCTOR, UNSHIELDED, BLACK PVC.
1	2 PCS	IOI	325-881-50X	CONNECTOR, MODULAR PLUG, 8 POSITION, 8 CONDUCTOR, 50u" Au, FLAT TYPE EXIT.

CABLE ASSEMBLY PARTS LIST

TITLE:	I/O INTERCONNECT
COMPANY:	SANTA ANA, CALIFORNIA
REV.:	XXI
SCALE:	NONE
SHEET:	1 OF 1

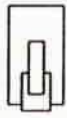
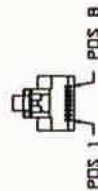
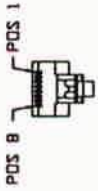
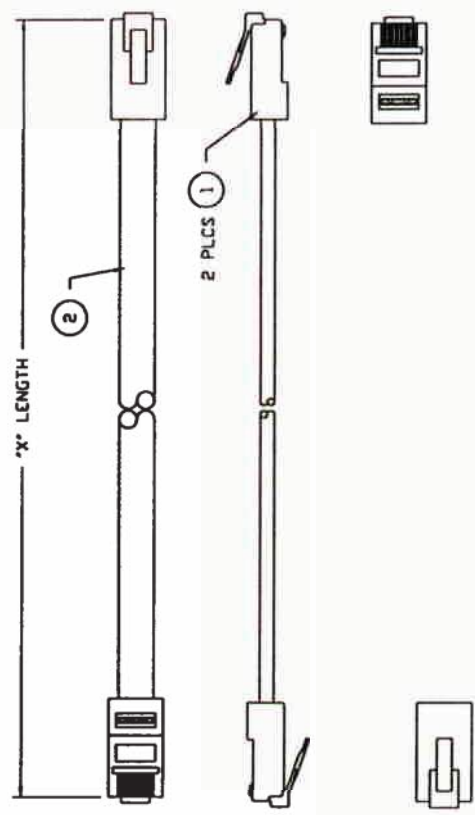
A B C D E F G H

THESE DRAWINGS AND SPECIFICATIONS ARE THE SOLE PROPERTY OF I/O INTERCONNECT INC., U.S.A. AND SHALL NOT BE REPRODUCED, COPIED, OR USED IN ANY MANNER WITHOUT THE PRIOR WRITTEN CONSENT OF I/O INTERCONNECT INC. OR ITS AFFILIATED SUBSIDIARIES.

DWG. NO. XXB-501-D	ZONE XI	REV. XI	DESCRIPTION CUSTOMER APPROVAL	DATE 03/24/99	APPROVED E.W.
-----------------------	------------	------------	----------------------------------	------------------	------------------

WIRE DIAGRAM

P1	P2
1	GRAY
2	ORANGE
3	BLACK
4	RED
5	GREEN
6	YELLOW
7	BLUE
8	BROWN



CUSTOMER APPROVAL
ENGR. SIGN Math Amel
DATE: 4-12-99

H2882-25-ND
H2882-14-ND
H2882-07-ND

- NOTES: UNLESS OTHERWISE SPECIFIED.
- CABLE TO BE BUNDLED AND TWIST TIED.
 - TEST CABLE FOR ALL OPENS & SHORTS.
 - PACKAGE CABLE ASSEMBLY INDIVIDUALLY IN PLASTIC BAG. PACKAGE INDIVIDUAL BAG PER LOT NUMBER QUANTITIES.

488-258-501-D	25.0 FT ± 4.0 IN 7.62 M ± 101.6 MM
488-148-501-D	14.0 FT ± 3.0 IN 4.27 M ± 76.2 MM
488-078-501-D	7.0 FT ± 2.0 IN 2.13 M ± 50.8 MM
PART NUMBER I/O INTERCONNECT LENGTH *X*	

THIRD ANGLE PROJECTION

UNLESS OTHERWISE NOTED:
1) DIMENSIONS ARE IN INCHES (MILLIMETER)
2) TOLERANCES:
XXX ± 0.25 (6-35)

I/O INTERCONNECT
SANTA ANA, CALIFORNIA

TITLE: BP8P MODULAR, REVERT STYLE, BLACK, CABLE ASSEMBLY

PART NO: 488-XXB-501-D

DWG NO: 488-XXB-501-D

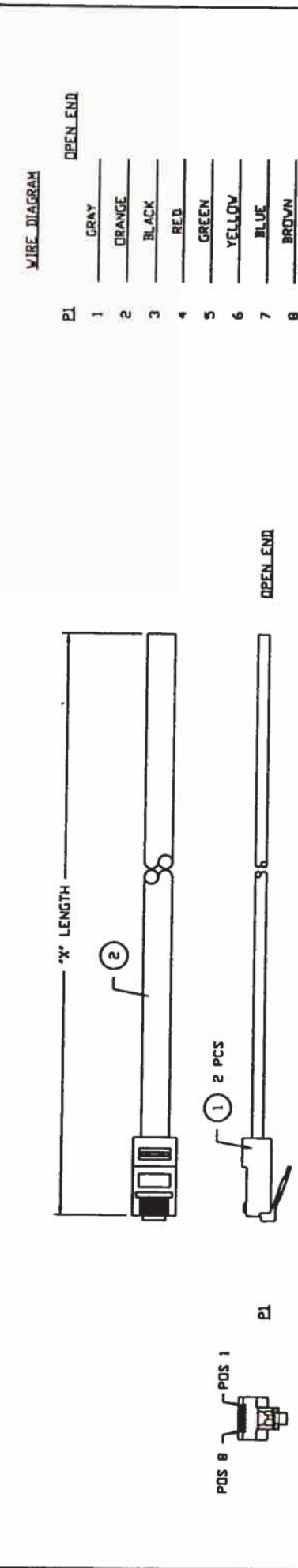
CUSTOMER: DIGI KEY

SCALE: NONE SHEET 1 OF 1

ITEM	QTY	MFG.	IOI PART NO.	DESCRIPTION
2	*X*	IOI	120-810-010	MODULAR CABLE, 26 AWG (7/34) BARE COPPER, 8 CONDUCTOR, UNSHIELDED, BLACK PVC.
1	2 PCS	IOI	325-881-50X	CONNECTOR, MODULAR PLUG, 8 POSITION, 8 CONDUCTOR, 50u" AW, FLAT TYPE EXIT.

CABLE ASSEMBLY PARTS LIST

A	B	C	D	E	F	G	H	
THESE DRAWINGS AND SPECIFICATIONS ARE THE SOLE PROPERTY OF I/O INTERCONNECT INC. - U.S.A. NO PARTS TO BE COPIED OR USED IN ANY MANNER WITHOUT THE WRITTEN CONSENT OF I/O INTERCONNECT INC. OR ITS AFFILIATED SUBSIDIARIES.		DWG. NO. XXB-521-D		ZONE	REV. X1	DESCRIPTION CUSTOMER APPROVAL	DATE 03/24/99	APPROVED E.V.



H3882 - 25 - ND
 H3882 - 14 - ND
 H3882 - 07 - ND

CUSTOMER APPROVAL
 ENGR. SIGN Math Demas
 DATE: 4-12-99

488-258-521-D	25.0 FT ± 4.0 IN 7.62 M ± 101.6 MM
488-148-521-D	14.0 FT ± 3.0 IN 4.27 M ± 76.2 MM
488-078-521-D	7.0 FT ± 2.0 IN 2.13 M ± 50.8 MM
PART NUMBER	LENGTH 'X'
I/O INTERCONNECT	

I/O INTERCONNECT SANTA ANA, CALIFORNIA	
TITLE 8P8P MODULAR TO OPEN END BLACK, CABLE ASSEMBLY	PART NO. 488-XXB-521-D
DWG. NO. 488-XXB-521-D	CUSTOMER DIGI KEY
REV. X1	SHEET 1 OF 1

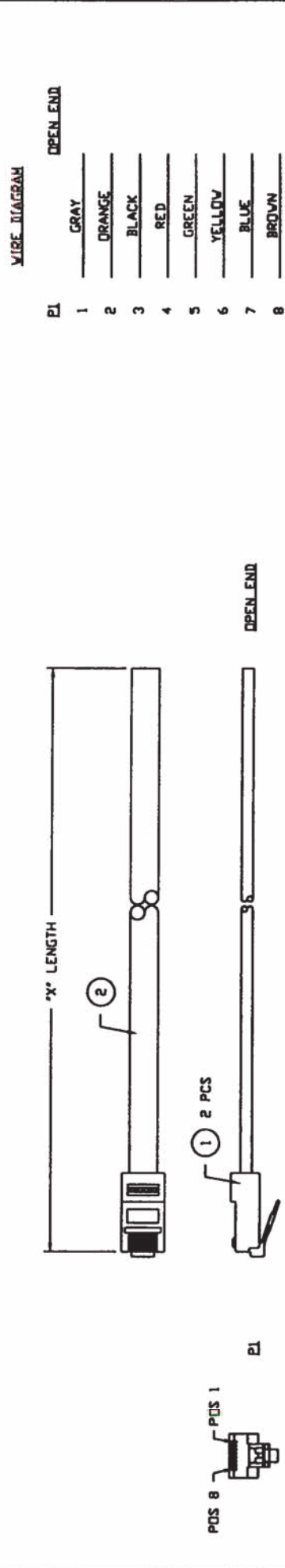
THIRD ANGLE PROJECTION 	UNLESS OTHERWISE NOTED: 1) DIMENSIONS ARE IN INCHES (MILLIMETER) 2) TOLERANCES: XXX ± 0.25 (6.35)
----------------------------	--

2	*X"	120-810-010	MODULAR CABLE, 26 AVG (7/34) BARE COPPER, 8 CONDUCTOR, UNSHIELDED, BLACK PVC.
1	1 PC	325-881-50X	CONNECTOR, MODULAR PLUG, 8 POSITION, 8 CONDUCTOR, 50U' AU, FLAT TYPE EXIT.
ITEM	QTY	MFG.	DESCRIPTION
CABLE ASSEMBLY PARTS LIST			

A B C D E F G H

THESE DRAWINGS AND SPECIFICATIONS ARE THE SOLE PROPERTY OF I/O INTERCONNECT INC. ALL RIGHTS RESERVED. NO PARTS OR MATERIALS ARE TO BE USED IN ANY MANNER WITHOUT THE WRITTEN CONSENT OF I/O INTERCONNECT INC. OR ITS AFFILIATED SUBSIDIARIES.

DWG. NO.	ZONE	REV.	DESCRIPTION	DATE	APPROVED
XXB-520-D		X1	CUSTOMER APPROVAL	03/24/99	E.V.



CUSTOMER APPROVAL
 ENGR. SIGN Math. Armer
 DATE: 4-12-99

H3883-25-ND
 H3883-14-ND
 H3883-67-ND

- NOTES: UNLESS OTHERWISE SPECIFIED.
- CABLE TO BE BUNDLED AND TWIST TIED.
 - TEST CABLE FOR ALL DPENS & SHORTS.
 - PACKAGE CABLE ASSEMBLY INDIVIDUALLY IN PLASTIC BAG. PACKAGE INDIVIDUAL BAG PER LOT NUMBER QUANTITIES.

488-258-920-D	25.0 FT ± 4.0 IN 7.62 M ± 101.6 MM
488-148-920-D	14.0 FT ± 3.0 IN 4.27 M ± 76.2 MM
488-078-920-D	7.0 FT ± 2.0 IN 2.13 M ± 50.8 MM
PART NUMBER	LENGTH "X"
I/O INTERCONNECT	

I/O INTERCONNECT
 SANTA ANA, CALIFORNIA

THIRD ANGLE PROJECTION

UNLESS OTHERWISE NOTED:
 1) DIMENSIONS ARE IN INCHES (MILLIMETER)
 2) TOLERANCES:
 X.XX ± 0.25 (6.35)

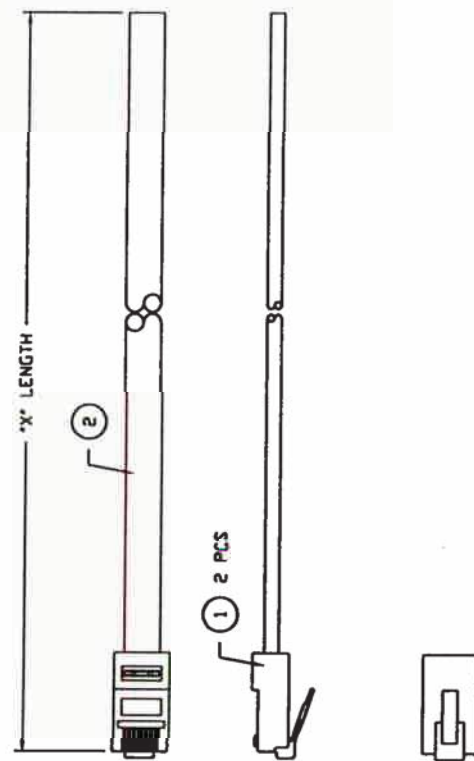
REV. X1

ITEM	QTY	MFG.	IOI PART NO.	DESCRIPTION
2	"X"	IOI	120-810-000	MODULAR CABLE, 26 AVG (7/34) BARE COPPER, 8 CONDUCTOR, UNSHIELDED, SILVER SATIN PVC.
1	1 PC	IOI	325-881-50X	CONNECTOR, MODULAR PLUG, 8 POSITION, 8 CONDUCTOR, 50U" AU, FLAT TYPE EXIT.

CABLE ASSEMBLY PARTS LIST

TITLE	8P8P MODULAR TO OPEN END SILVER SATIN, CABLE ASSEMBLY
PART NO.	488-XXB-520-D
DRAWN	488-XXB-520-D
CHECKED	
DATE	
SCALE	NONE
PAGE	1 OF 1

A	B	C	D	E	F	G	H	
THESE DRAWINGS AND SPECIFICATIONS ARE THE SOLE PROPERTY OF I/O INTERCONNECT INC., U.S.A. AND SHALL NOT BE REPRODUCED, COPIED OR USED IN ANY MANNER WITHOUT THE PRIOR WRITTEN CONSENT OF I/O INTERCONNECT INC. OR ITS AFFILIATED SUBSIDIARIES.		DWG. NO. XXB-522-D		ZONE XI	REV. XI	DESCRIPTION CUSTOMER APPROVAL	DATE 03/24/99	APPROVED E.V.



CUSTOMER APPROVAL
 ENGR. SIGN *Math Americk*
 DATE: 4-12-99

H3881-25-ND
 H3881-14-ND
 H3881-07-ND

488-298-522-D	25.0 FT ± 4.0 IN 7.62 M ± 101.6 MM
488-148-522-D	14.0 FT ± 3.0 IN 4.27 M ± 76.2 MM
488-078-522-D	7.0 FT ± 2.0 IN 2.13 M ± 50.8 MM

PART NUMBER I/O INTERCONNECT		LENGTH *X*
I/O INTERCONNECT SANTA ANA, CALIFORNIA		
TITLE 8P8P MODULAR TO OPEN END WHITE, CABLE ASSEMBLY	PART NO. 488-XXB-522-D	REV. XI
DRAWN CUSTOMER	PART NO. 488-XXB-522-D	REV. XI
DATE/PLACED	CUSTOMER DIGI KEY	REV. XI
BY	SCALE NONE	SHEET 1 OF 1

THIRD ANGLE PROJECTION

UNLESS OTHERWISE NOTED:
 1) DIMENSIONS ARE IN INCHES (MILLIMETER)
 2) TOLERANCES:
 X.XX ± 0.25 (6.35)

- NOTES: UNLESS OTHERWISE SPECIFIED.
- CABLE TO BE BUNDLED AND TWIST TIED.
 - TEST CABLE FOR ALL OPENS & SHORTS.
 - PACKAGE CABLE ASSEMBLY INDIVIDUALLY IN PLASTIC BAG. PACKAGE INDIVIDUAL BAG PER LOT NUMBER QUANTITIES.

2	*X*	120-810-020	MODULAR CABLE, 26 AVG (7/34) BARE COPPER, 8 CONDUCTOR, UNSHIELDED, WHITE PVC.
1	1 PC	325-881-50X	CONNECTOR, MODULAR PLUG, 8 POSITION, 8 CONDUCTOR, 50U" AU, FLAT TYPE EXIT.
ITEM	QTY	MFG.	DESCRIPTION
		IOI PART NO.	

CABLE ASSEMBLY PARTS LIST

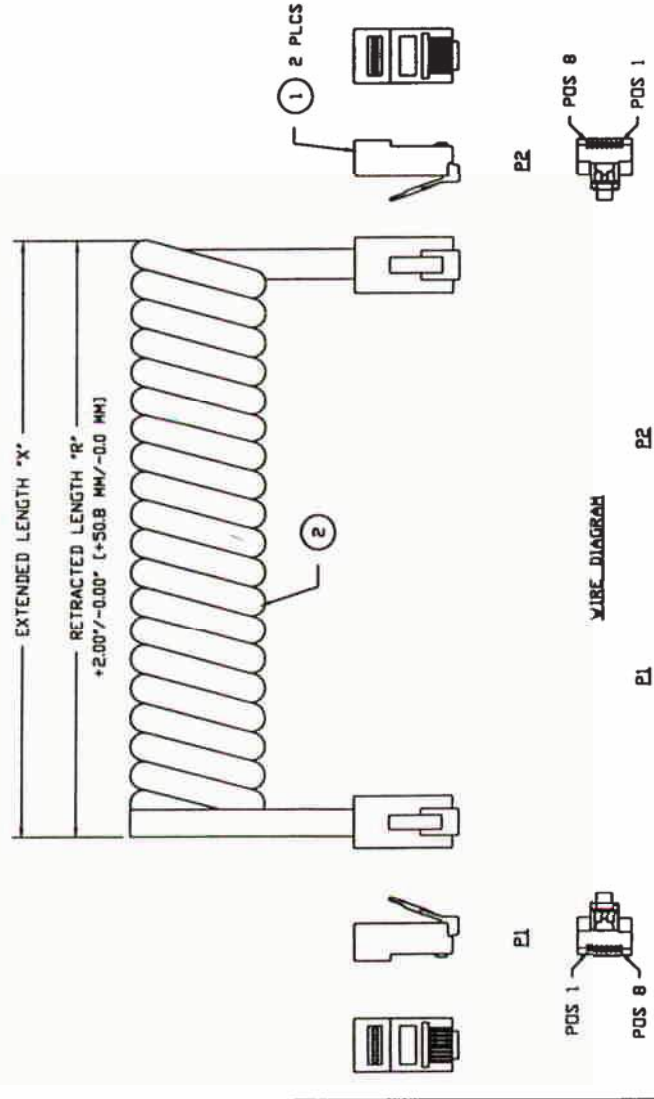
488-148-515-D	121-810-022	14.0 FT (4.3 M)	50.0 IN (1270.0 MM)	WHITE
488-148-514-D	121-810-012	14.0 FT (4.3 M)	50.0 IN (1270.0 MM)	BLACK
488-148-513-D	121-810-002	14.0 FT (4.3 M)	50.0 IN (1270.0 MM)	SILVER SATIN
488-108-512-D	121-810-021	10.0 FT (3.0 M)	42.0 IN (1066.8 MM)	WHITE
488-108-511-D	121-810-011	10.0 FT (3.0 M)	42.0 IN (1066.8 MM)	BLACK
488-108-510-D	121-810-001	10.0 FT (3.0 M)	42.0 IN (1066.8 MM)	SILVER SATIN
488-078-515-D	121-810-020	7.0 FT (2.1 M)	28.0 IN (711.2 MM)	WHITE
488-078-514-D	121-810-010	7.0 FT (2.1 M)	28.0 IN (711.2 MM)	BLACK
488-078-513-D	121-810-000	7.0 FT (2.1 M)	28.0 IN (711.2 MM)	SILVER SATIN
488-058-512-D	121-810-023	5.0 FT (1.5 M)	22.0 IN (558.8 MM)	WHITE
488-058-511-D	121-810-013	5.0 FT (1.5 M)	22.0 IN (558.8 MM)	BLACK
488-058-510-D	121-810-003	5.0 FT (1.5 M)	22.0 IN (558.8 MM)	SILVER SATIN
101 PART NUMBER	101 CABLE PART NUMBER	EXTENDED LENGTH "X"	RETRACTED LENGTH "R"	

TABULATION BLOCK

NOTES: UNLESS OTHERWISE SPECIFIED.

1. TEST CABLE FOR ALL OPENS & SHORTS.
2. PACKAGE CABLE ASSEMBLY INDIVIDUALLY IN PLASTIC BAG. PACKAGE INDIVIDUAL BAG PER LOT NUMBER QUANTITIES.

CUSTOMER APPROVAL
 ENGR. SIGN Matt Lemmer
 DATE: 4-13-99



THIRD ANGLE PROJECTION

UNLESS OTHERWISE NOTED, DIMENSIONS ARE IN INCHES (MILLIMETER) TOLERANCES: XXX ± 0.25 (6.35)

SCALE: NONE SHEET 1 OF 1

I/O INTERCONNECT
 SANTA ANA, CALIFORNIA

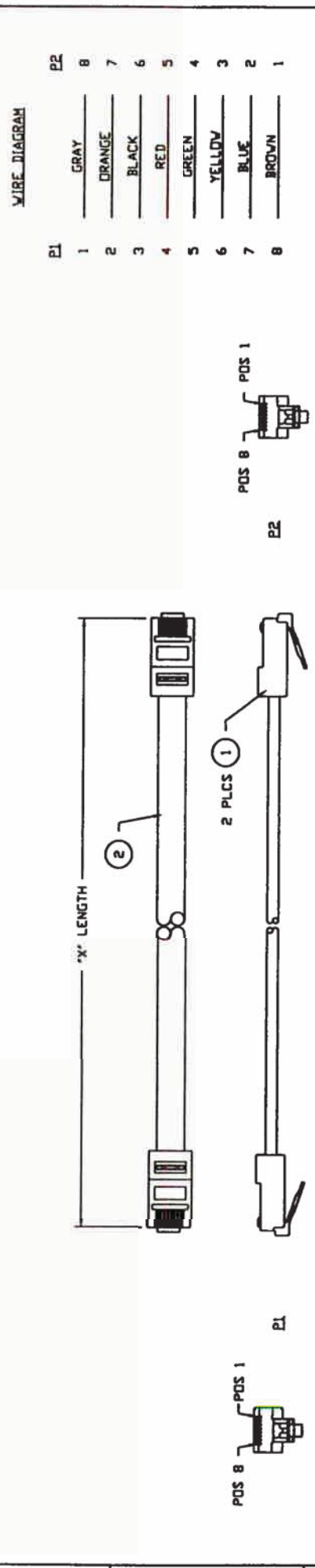
TITLE: 8PBC/8PBC COIL CABLE, STANDARD STYLE, CABLE ASSEMBLY

PART NO: 488-XXB-51X-D
 DWG NO: 488-XXB-51X-D
 CUSTOMER: DIGI KEY
 REV: X2

ITEM	QTY	MFG.	101 PART NO.	DESCRIPTION
2				MODULAR COIL CABLE, 26 AVG (7/34) BARE COPPER, 8 CONDUCTOR, UNSHIELDED, PVC JACKET, (SEE TABULATION BLOCK FOR COLOR).
1	2 PCS		325-881-50X	CONNECTOR, MODULAR PLUG, 8 POSITION, 8 CONDUCTOR, 50U" AU, FLAT TYPE EXIT.

CABLE ASSEMBLY PARTS LIST

THESE DRAWINGS AND SPECIFICATIONS ARE THE SOLE PROPERTY OF I/O INTERCONNECT INC., U.S.A. AND SHALL NOT BE REPRODUCED, COPIED, OR USED IN ANY MANNER WITHOUT THE PRIOR WRITTEN CONSENT OF I/O INTERCONNECT INC. OR ITS AFFILIATED SUBSIDIARIES.



CUSTOMER APPROVAL
 ENGR. SIGN *Matt Lomas*
 DATE: 4-12-99

- NOTES: UNLESS OTHERWISE SPECIFIED.
- CABLE TO BE BUNDLED AND TWIST TIED.
 - TEST CABLE FOR ALL OPENS & SHORTS.
 - PACKAGE CABLE ASSEMBLY INDIVIDUALLY IN PLASTIC BAG. PACKAGE INDIVIDUAL BAG PER LOT NUMBER QUANTITIES.

488-258-512-D	25.0 FT ± 4.0 IN 7.62 M ± 101.6 MM
488-148-512-D	14.0 FT ± 3.0 IN 4.27 M ± 76.2 MM
488-078-512-D	7.0 FT ± 2.0 IN 2.13 M ± 50.8 MM
PART NUMBER I/O INTERCONNECT	LENGTH "X"

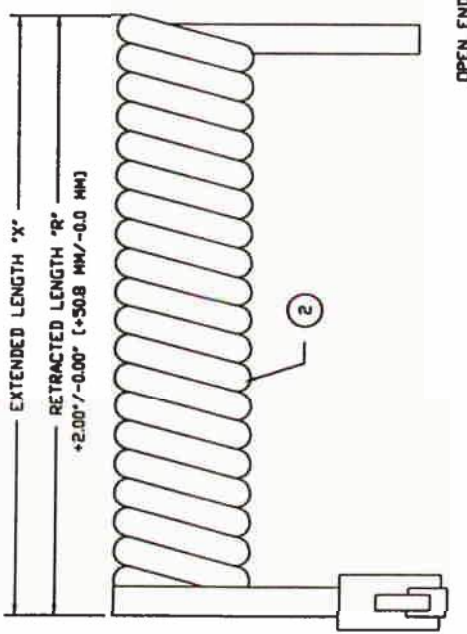
REV. 1	REV. X1
SCALE NONE	SHEET 1 OF 1

TITLE I/O INTERCONNECT	SANTA ANA, CALIFORNIA
REV. 1	REV. X1
DESCRIPTION MODULAR CABLE, 26 AWG (7/34) BARE COPPER, 8 CONDUCTOR, UNSHIELDED, WHITE PVC.	
CONNECTIONS CONNECTOR, MODULAR PLUG, B POSITION, 8 CONDUCTOR, 50U" AU, FLAT TYPE EXIT.	
CONDUCTORS CONNECTOR, MODULAR PLUG, B POSITION, 8 CONDUCTOR, 50U" AU, FLAT TYPE EXIT.	
TOLERANCES XXX ± 0.25 (6.35)	

ITEM	QTY	MFG.	IOI PART NO.	DESCRIPTION
2	"X"	IOI	120-810-020	MODULAR CABLE, 26 AWG (7/34) BARE COPPER, 8 CONDUCTOR, UNSHIELDED, WHITE PVC.
1	2 PCS	IOI	325-881-50X	CONNECTOR, MODULAR PLUG, B POSITION, 8 CONDUCTOR, 50U" AU, FLAT TYPE EXIT.

CABLE ASSEMBLY PARTS LIST

THESE DRAWINGS AND SPECIFICATIONS ARE THE SOLE PROPERTY OF I/O INTERCONNECT INC., U.S.A. AND SHALL NOT BE REPRODUCED, COPIED, OR USED IN ANY MANNER WITHOUT THE PRIOR WRITTEN CONSENT OF I/O INTERCONNECT INC. OR ITS AFFILIATED SUBSIDIARIES.



WIRE DIAGRAM

PL	OPEN END
1	GRAY
2	ORANGE
3	BLACK
4	RED
5	GREEN
6	YELLOW
7	BLUE
8	BROWN

CUSTOMER APPROVAL
 ENGR. SIGN Y. Matt Amur
 DATE: 4-13-99

- NOTES: UNLESS OTHERWISE SPECIFIED.
1. TEST CABLE FOR ALL OPENS & SHORTS.
 2. PACKAGE CABLE ASSEMBLY INDIVIDUALLY IN PLASTIC BAG. PACKAGE INDIVIDUAL BAG PER LOT NUMBER QUANTITIES.

488-148-525-D	121-810-022	14.0 FT (4.3 M)	50.0 IN (1270.0 MM)	WHITE
488-148-524-D	121-810-012	14.0 FT (4.3 M)	50.0 IN (1270.0 MM)	BLACK
488-148-523-D	121-810-002	14.0 FT (4.3 M)	50.0 IN (1270.0 MM)	SILVER SATIN
488-108-522-D	121-810-021	10.0 FT (3.0 M)	42.0 IN (1066.8 MM)	WHITE
488-108-521-D	121-810-011	10.0 FT (3.0 M)	42.0 IN (1066.8 MM)	BLACK
488-108-520-D	121-810-001	10.0 FT (3.0 M)	42.0 IN (1066.8 MM)	SILVER SATIN
488-078-525-D	121-810-020	7.0 FT (2.1 M)	28.0 IN (711.2 MM)	WHITE
488-078-524-D	121-810-010	7.0 FT (2.1 M)	28.0 IN (711.2 MM)	BLACK
488-078-523-D	121-810-000	7.0 FT (2.1 M)	28.0 IN (711.2 MM)	SILVER SATIN
488-058-522-D	121-810-023	5.0 FT (1.5 M)	22.0 IN (558.8 MM)	WHITE
488-058-521-D	121-810-013	5.0 FT (1.5 M)	22.0 IN (558.8 MM)	BLACK
488-058-520-D	121-810-003	5.0 FT (1.5 M)	22.0 IN (558.8 MM)	SILVER SATIN
IOI PART NUMBER	IOI CABLE PART NUMBER	EXTENDED LENGTH "X"	RETRACTED LENGTH "R"	

TABULATION BLOCK

THIRD ANGLE PROJECTION

UNLESS OTHERWISE NOTED, DIMENSIONS ARE IN INCHES (MM LITER). TOLERANCES: X.XX ± 0.25 (6.35)

MODULAR COIL CABLE, 26 AWG (7/34) BARE COPPER, 8 CONDUCTOR, UNSHIELDED, PVC JACKET, (SEE TABULATION BLOCK FOR COLOR).

CONNECTOR, MODULAR PLUG, 8 POSITION, 8 CONDUCTOR, 50U Au, FLAT TYPE EXIT.

DESCRIPTION

CABLE ASSEMBLY PARTS LIST

ITEM	QTY	MFG.	IOI PART NO.	DESCRIPTION
2	1	PC	325-881-50X	MODULAR COIL CABLE, 26 AWG (7/34) BARE COPPER, 8 CONDUCTOR, UNSHIELDED, PVC JACKET, (SEE TABULATION BLOCK FOR COLOR).
1	1	PC	325-881-50X	CONNECTOR, MODULAR PLUG, 8 POSITION, 8 CONDUCTOR, 50U Au, FLAT TYPE EXIT.

SCALE NONE SHEET 1 OF 1

I/O INTERCONNECT SANTA ANA, CALIFORNIA

899C COIL CABLE TO OPEN END, CABLE ASSEMBLY

PART NO. 488-XXB-52X-D

DWG NO. 488-XXB-52X-D

DATE 03/26/99

DESIGNED BY E.V.

CHECKED BY E.V.

SCALE NONE

SHEET 1 OF 1