

Features

- Low Ripple
- High Rejection
- Low Loss

Description

Surface mount, silver (Ag) coated ceramic filter.

Weight: 4.0 grams typical

Material: Filter is composed of a ceramic block coated with Ag and a shield made of nickel silver plated steel.

Filter complies with RoHS standards.

Filter complies with:

MIL-STD-202, Method 213, Condition C

MIL-STD-202, Method 201 and 204.



Electrical Specifications

Parameter	Frequency MHz	Typical @ 25°C	Specification @ 25°C	Spec over -40°C to +110°C
Passband Iloss	3950 - 4050	-1.9	-2.2	-2.5
Passband Flatness	3950 - 4050	0.6	0.8	1.0
Passband Group Delay Variation (ns)	3950 - 4050	3.0	4.0	5.0
Passband Return Loss @ Port 1	3950 - 4050	-14.0	-12.0	-12.0
Passband Return Loss @ Port 2	3950 - 4050	-14.0	-12.0	-12.0
Attenuation	0.1 - 3745	-63.0	-59.0	-59.0
	3844	-43.0	-41.0	-40.0
	4150	-43.0	-41.0	-40.0
	4250 - 5000	-63.0	-60.0	-60.0
	5000 - 6450	-38.0	-34.0	-34.0
Power into any port		2 Watt max		

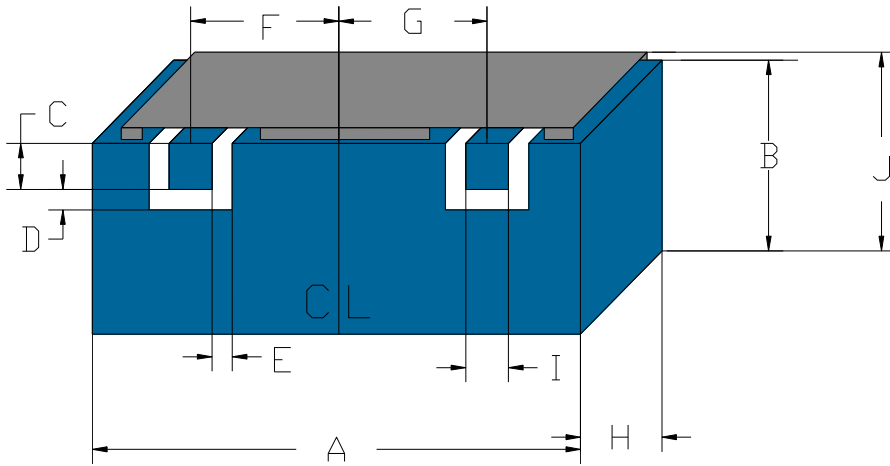
Note: Supplier shall test each filter to the critical electrical specifications of the above table. Any subsequent audits may deviate from in value due to measurement repeatability among different test systems. Such deviations shall not exceed the following limits:

Specification	Allowance
Insertion Loss	0.1 dB
Return Loss	1.0 dB
Stopbands	1.0 dB

*This product is covered by one or more of the following U.S. and foreign patents including: US 4,692,726;US 4,742,562; US 4,800,348;US 4,829,274;US 5,146,193;EP 0573597;DE 0573597;FR 0573597;JP 508149/92;KR 142171;US 5,162,760;US 5,218,329;US 5,250,916;US 5,327,109;US 5,488,335;CA 2114029;FR 9306297;GB 2273393;JP 3205337;KR 115113;CN 93106228.4;US 5,512,866;EP 0706719;DE 0706719;FR 0706719;GB 0706719;CN 95190359.4;US 5,602,518;US 5,721,520;US 5,745,018;EP 0910875;DE 0910875;DK 0910875;FR 0910875;GB 0910875;IE 0910875;JP 505182/98;KR 10-323013;US 5,994,978;US 6,462,629;CN 00810420.4;US 6,559,735;US 6,650,202;US 6,834,429. Other US and foreign patents pending.

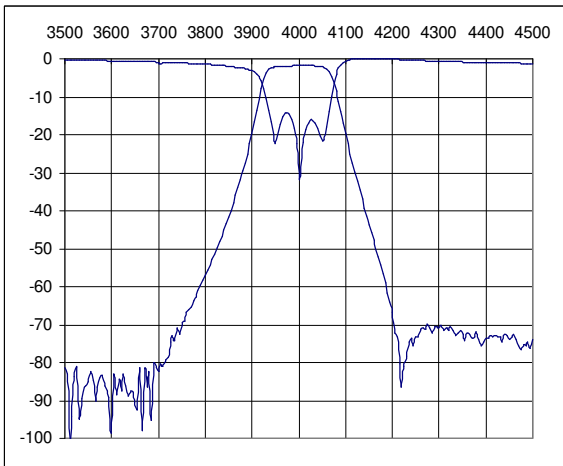
CTS Corporation 2006 reserves all copyrights in the layout, design and configuration of the patterns on this product.

Mechanical Drawing

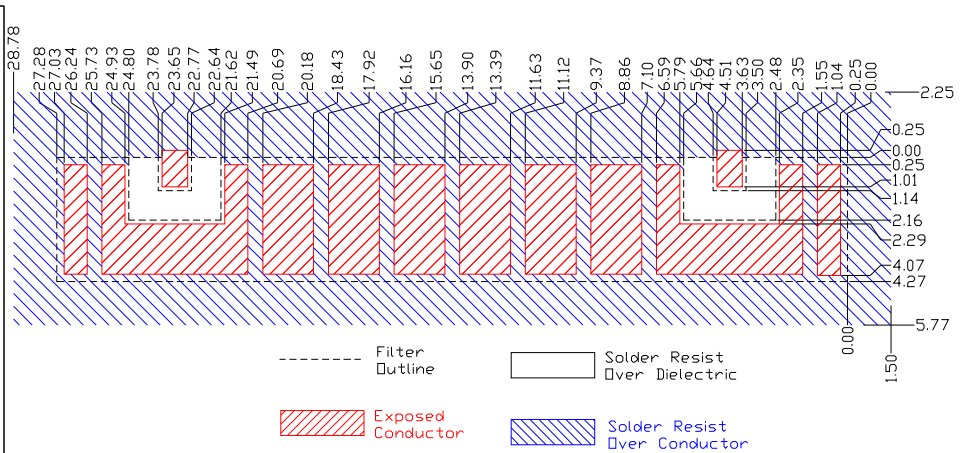


Dim	Nominal (mm)	Tolerance (mm) +/- or max
A	27.3	max
B	4.28	max
C	1.14	0.13
D	1.02	0.13
E	1.02	0.13
F	9.57	0.13
G	9.57	0.13
H	6.20	max
I	1.14	0.13
J	5.79	max

Electrical response

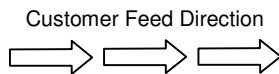


PCB Layout



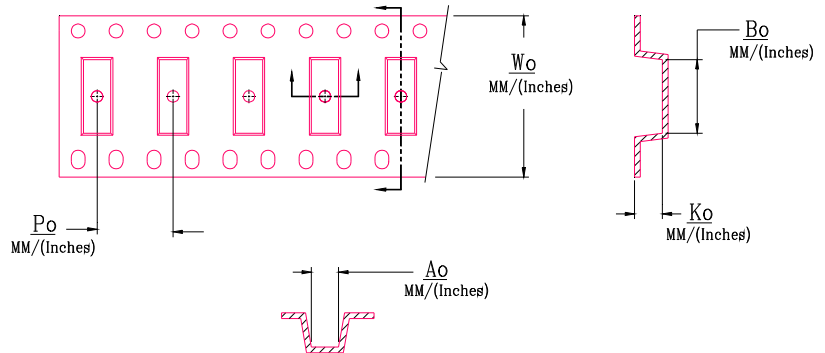
Packaging and Marking

DIMENSION	UNITS	SPECIFICATION
REEL DIAMETER	mm	330
REEL WEIGHT	kg	2.6
REEL QUANTITY	ea.	500



Product Marking

CTS
813
YWW



Wo	Ao	Bo	Ko	Po
Inches/mm	Inches/mm	Inches/mm	Inches/mm	Inches/mm
1.732"/44	0.240"/6.10	1.087"/27.6	0.169"/4.3	0.472"/12.0