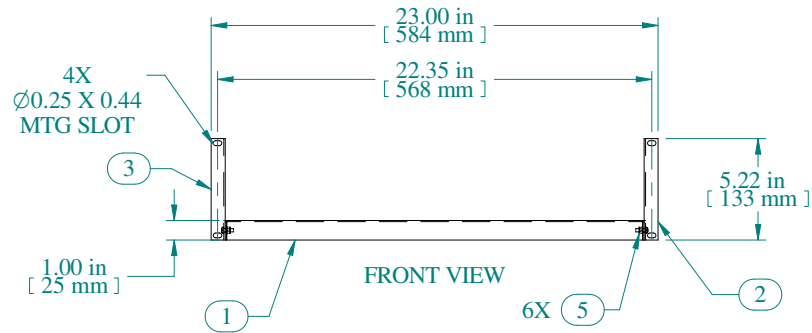

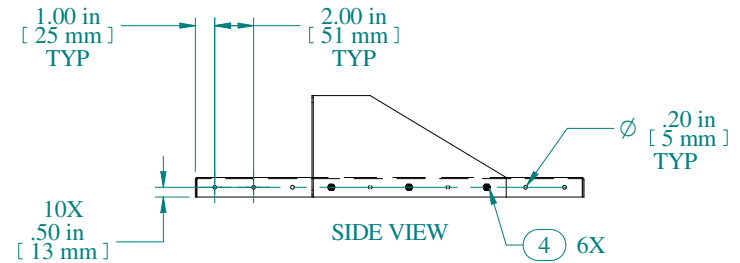


TOP VIEW



FRONT VIEW



SIDE VIEW

Item Number	Title	Quantity
1	DNRMA - SHELF	1
2	DNRMA - RIGHT SIDE BRACKET	1
3	DNRMA - LEFT SIDE BRACKET	1
4	SCEW 8-32 X 1/2"	6
5	8-32 KEP NUT	6

PART NUMBERS	
DNRMA2320BK1	PAINTED BLACK TEXTURED

NOTES
Maximum Weight 275 lb Mounting Hardware Included for 10-32 & 12-24 Tapped Rails Some Assembly Required

Data subject to change without notice. Isometric drawing not to scale.



**HAMMOND
MANUFACTURING™**
www.hammondmfg.com
PART NO. DNRMA2320