

Steward

Advanced Ferrite Materials, EMI Suppression, and Inductive Products

Home • Ferrite Product Lines • New Products • Technical • General • Contact • Steward Sales

CM5740Z171R-00

STEWARD PART NUMBERING SYSTEM

CM	2545	X	111	B	-	00
PRODUCT SERIES CODE	PART SIZE CODE	RATED CURRENT CODE	IMPEDANCE VALUE CODE	PACKAGING CODE	ADDITIONAL DESCRIPTION	

Ambient Operating Temperature Range: -55°C to +125°C

Surface Mount

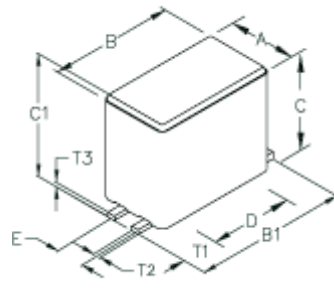


Figure #1

Thru-Hole

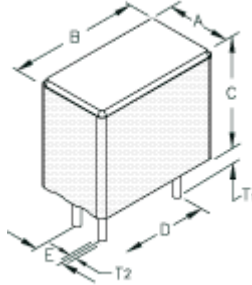


Figure #2

Surface Mount

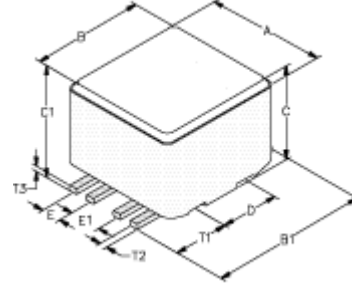


Figure #3

Surface Mount

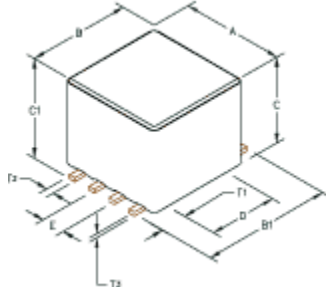


Figure #4

Thru-Hole

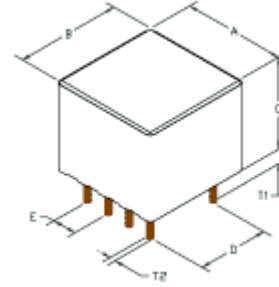
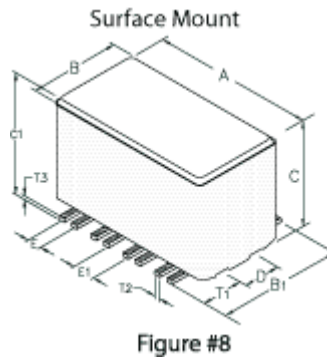
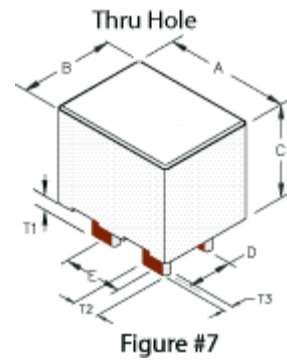
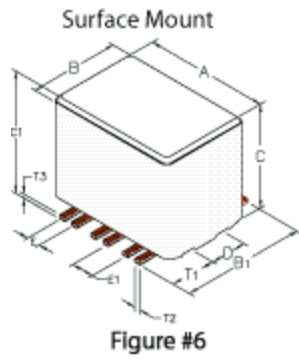


Figure #5



Drawing Figure #

Figure Number
4

Electrical Characteristics

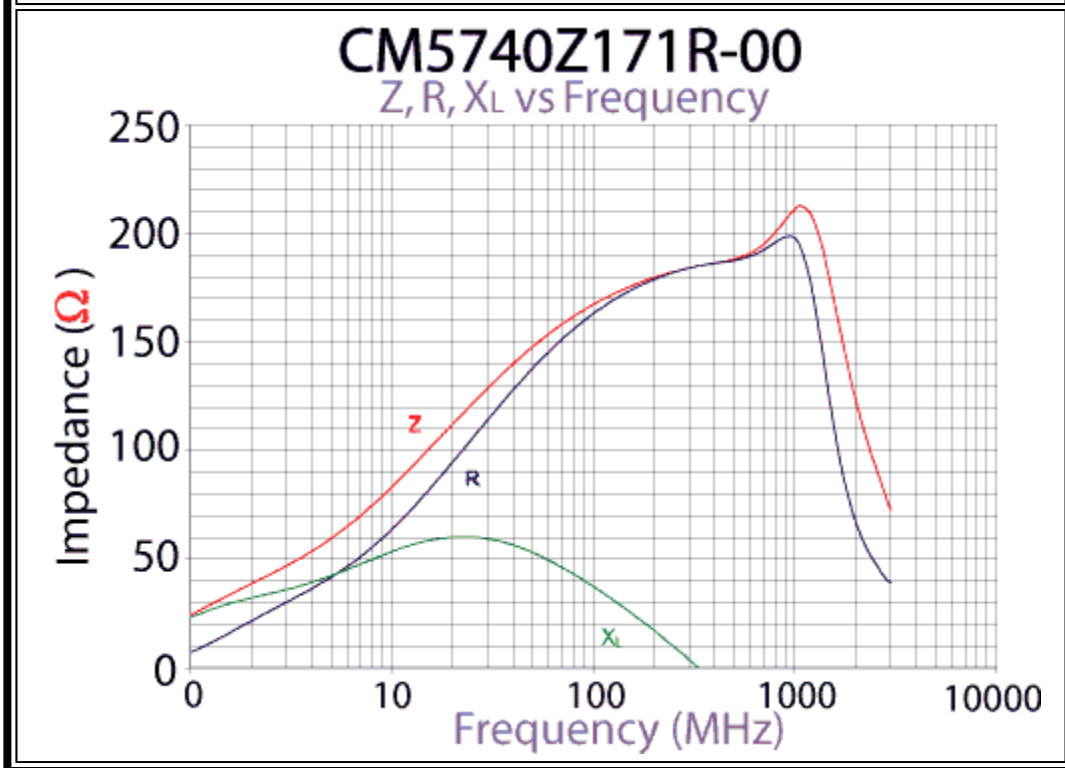
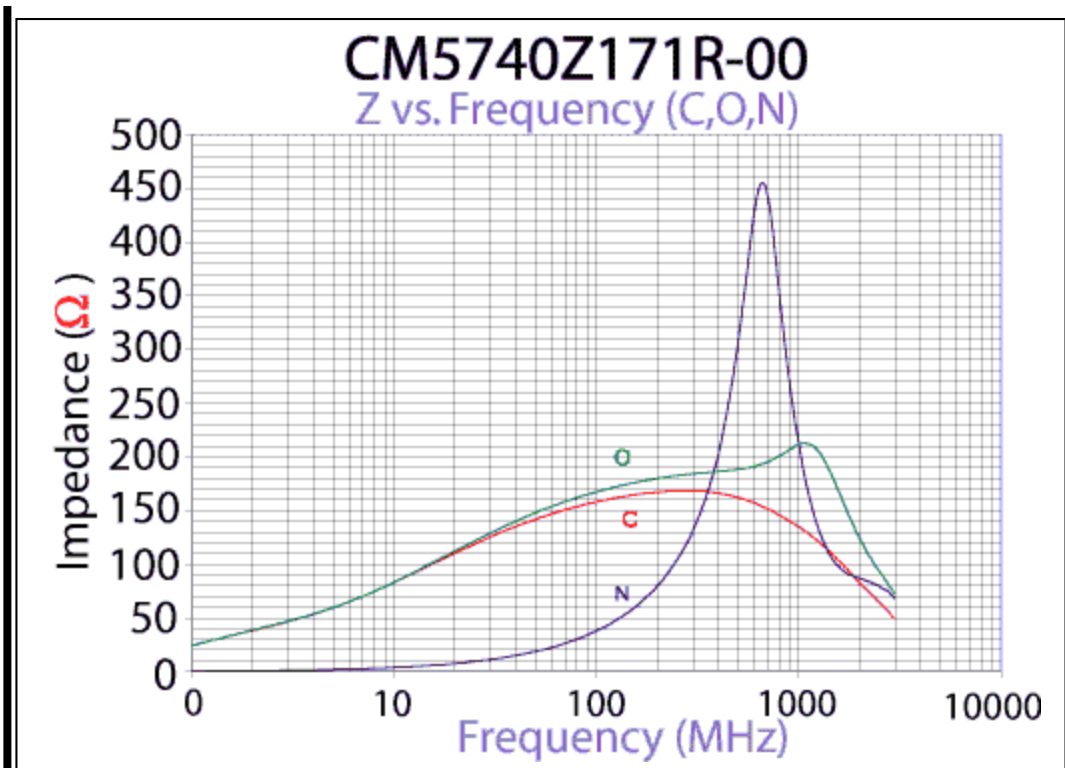
NET Z @ 100 MHz	DCR Max	Rated Current mA
170	0.001	20000

Physical Dimensions

A	B	B1	C	C1	D	E	E1	A	B	B1	C	C1	D	E	E1
mm	mm	mm	mm	mm	mm	mm	mm	in	in	in	in	in	in	in	in
14.48	10.03	11.05	9.32	10.49	4.06	2.54	3.43	0.570	0.395	0.435	0.367	0.413	0.160	0.100	0.135

Wire Dimensions

T1 mm	T2 mm	T3 mm	T1 in	T2 in	T3 in
3.56	0.76	0.76	0.140	0.030	0.030



Specifications, which provide more details for the correct use of the described products, are available upon request. All specifications are subject to change without notice. For more information on any of the products listed above, please contact Steward customer service department at (800) 634-2673.

americas@steward.com mexico@steward.com europa@steward.com asia@steward.com

Copyright© 2004 Steward, Inc.

Last Updated: 2/24/2004