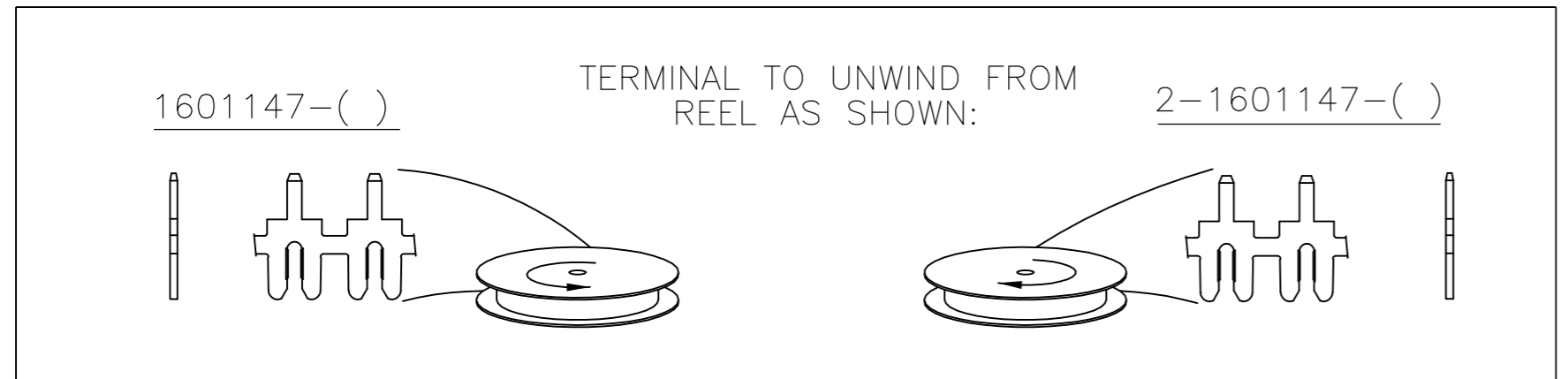
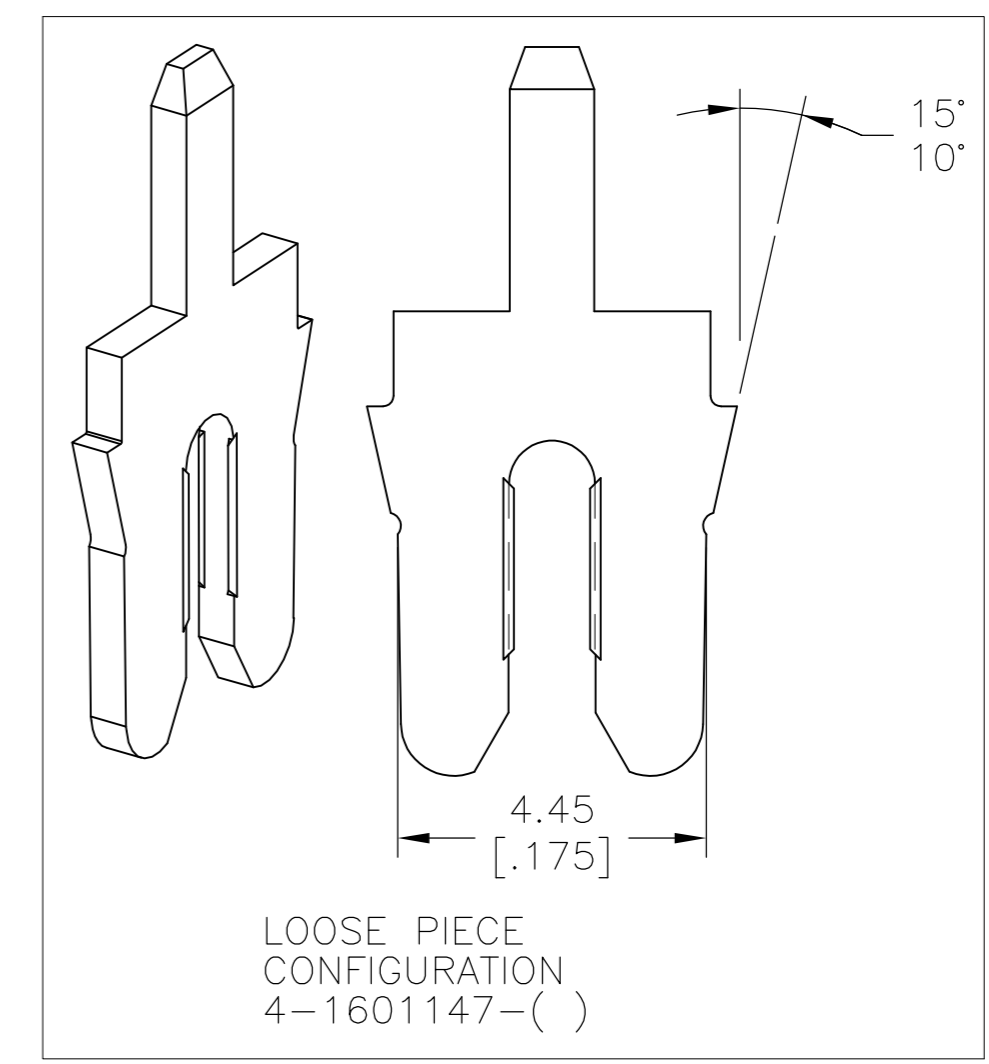
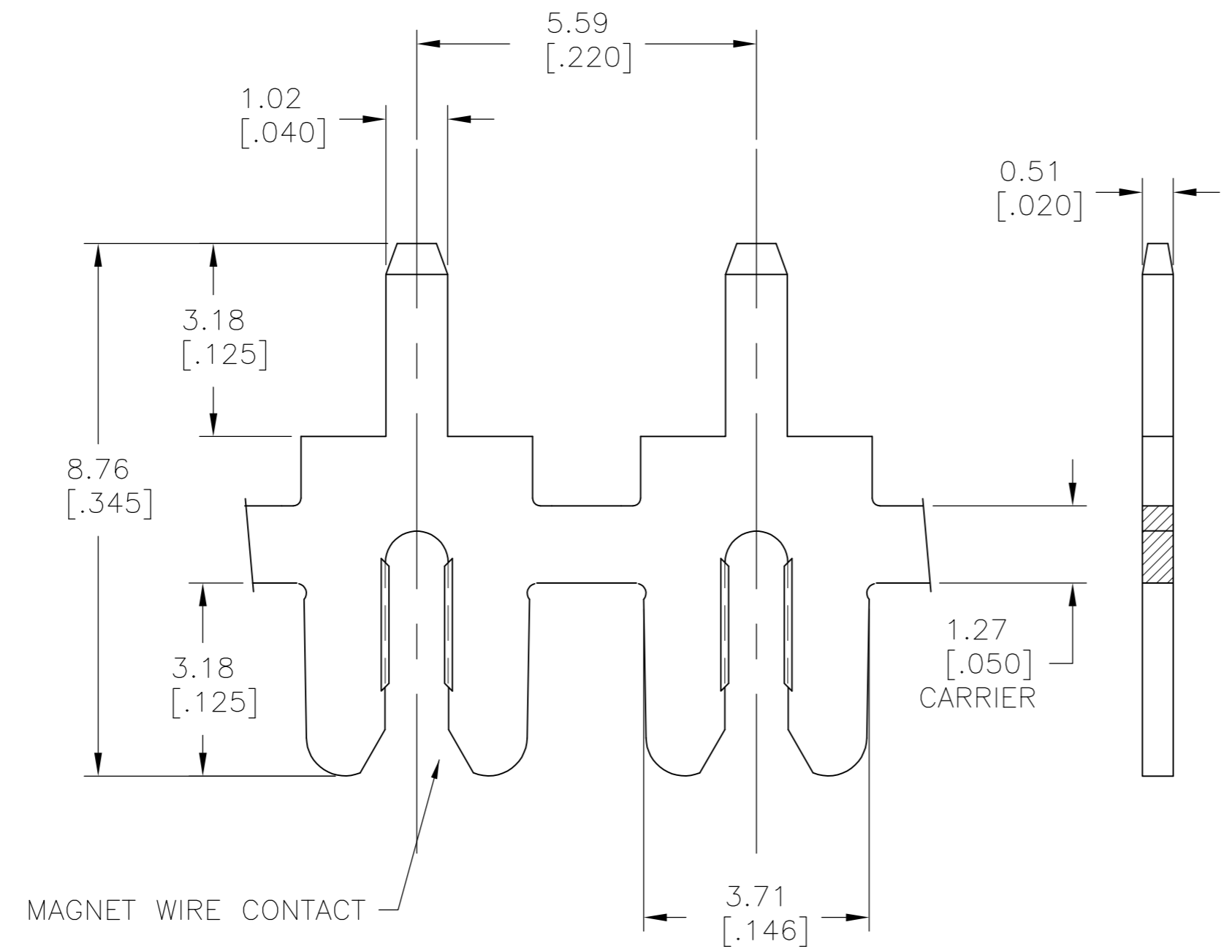


THIS DRAWING IS UNPUBLISHED. RELEASED FOR PUBLICATION
 © COPYRIGHT BY TYCO ELECTRONICS CORPORATION. ALL INTERNATIONAL RIGHTS RESERVED.

LOC		DIST		REVISIONS			
P	LTR	DESCRIPTION		DATE	DWN	APVD	
	B2	REVISED PER ECR-08-021687		05SEP08	HMR	GJ	

- SPECIFICATIONS:
MAGNET WIRE #16 - #17 AWG, 1.27 [.050]
- 1.15 [.045] DIA. COPPER.
- POCKET RECOMMENDATION: #1601424
- △ TERMINAL APPLICATION TO COMPLY WITH TYCO ELECTRONICS SPECIFICATION 114-13166 FIG. 5.



SUPERSEDED BY 1601147-3	POST TIN PLATE OVER NICKEL	-	4-1601147-3
	POST TIN PLATE OVER NICKEL	-	1601147-3
	POST TIN LEAD PLATE OVER NICKEL	159-013-019	1601147-2
	UNPLATED	159-013-000	1601147-1
FINISH		REFERENCE PART NUMBER	TE PART NUMBER
THIS DRAWING IS A CONTROLLED DOCUMENT.		Tyco Electronics Corporation Harrisburg, PA 17105-3608	
DWN J.WELLER 11JAN2002 CHK M.FEHER 11JAN2002 APVD K.RANDOLPH 11JAN2002		NAME	
DIMENSIONS: mm [INCHES]		P.C. BOARD - FIXED BEAM	
TOLERANCES UNLESS OTHERWISE SPECIFIED: 0 PLC ± - 1 PLC ± 0.25 [.010] 2 PLC ± 0.13 [.005] 3 PLC ± - 4 PLC ± - ANGLES ± 2°		108-2085 APPLICATION SPEC	
MATERIAL BRASS, SPRING HARD		WEIGHT -	
FINISH SEE TABLE		SIZE A2 CAGE CODE 00779 DRAWING NO. C=1601147 RESTRICTED TO -	
CUSTOMER DRAWING		SCALE 11:1 SHEET 1 OF 1 REV B2	