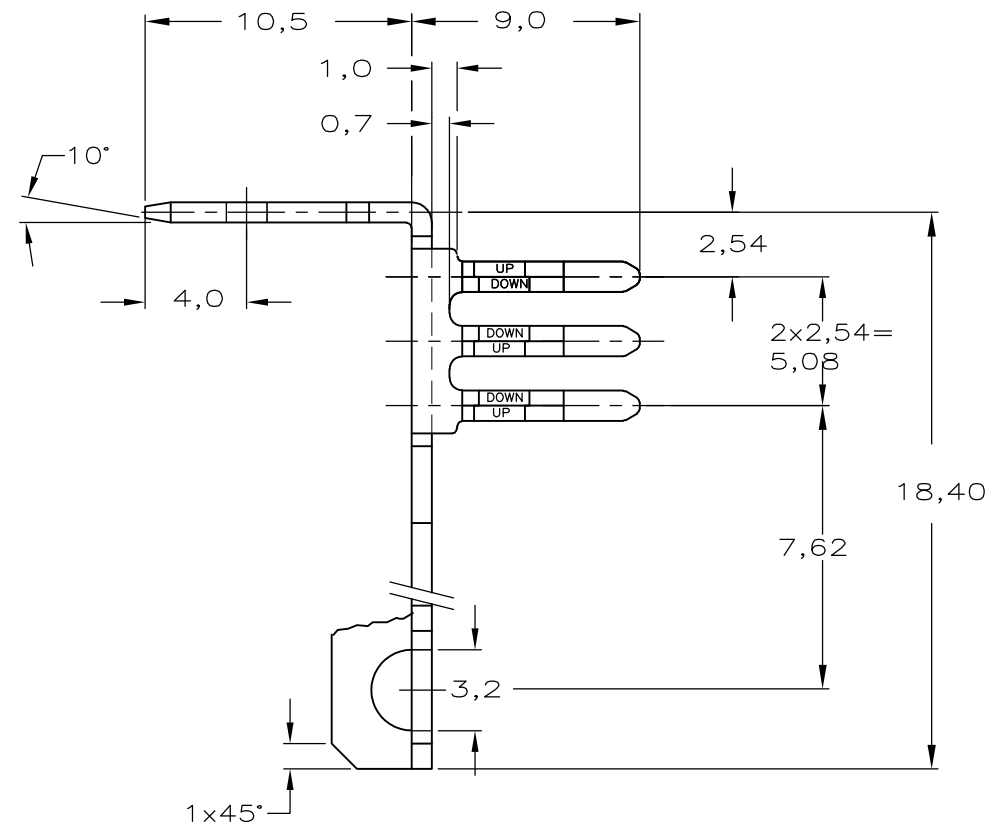


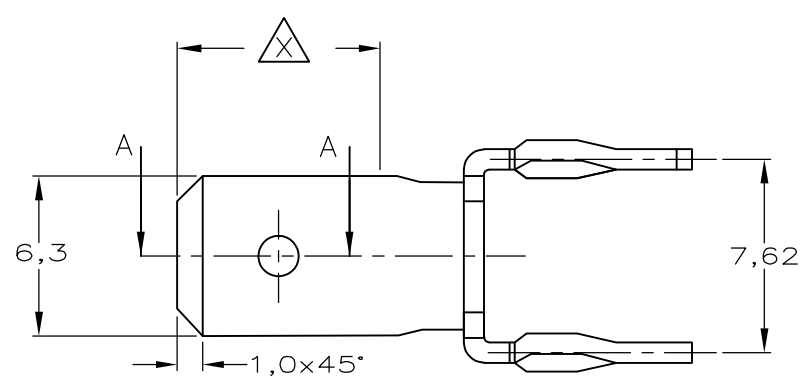
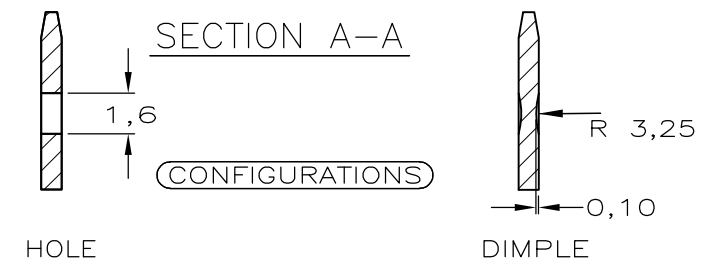
THIS DRAWING IS UNPUBLISHED. RELEASED FOR PUBLICATION  
 © COPYRIGHT BY TYCO ELECTRONICS CORPORATION. ALL RIGHTS RESERVED.

LOC	DIST	REVISIONS			
P	LTR	DESCRIPTION	DATE	DWN	APVD
H	-	D	ECR-05-006211	13JUL05	CJF JB
		D1	REVISED PER ECO-10-000030	04JAN10	KK AEG



NOTES:

- ① PHOSPHORBRONZE.
- ② PLATING : AREA  $\Delta$  Sn PLATE TO ASTM B 545. NI UNDERCOAT TO ASTM B 571 ALL OVER
- ③ PLATING : Sn PLATE TO ASTM B 545 AND NI UNDERCOAT TO ASTM B 571 ALL OVER
- ④ QUANTITY PER PACKAGE 2500 PCS.



	DIMPLE	④ ②	①	1-167891-2
	HOLE	②	①	167891-7
	HOLE	③	①	167891-6
	-			-
	DIMPLE	③	①	167891-3
OBSOLETE	DIMPLE	②	①	167891-2
	CONFIGURATION	FINISH	MATERIAL	PARTNUMBER

THIS DRAWING IS A CONTROLLED DOCUMENT.		DWN S.Meeuwsen 15JAN93	Tyco Electronics Corporation s-Hertogenbosch, Nederland,	
DIMENSIONS: MM		CHK R.v.Lokven 22JAN93		
TOLERANCES UNLESS OTHERWISE SPECIFIED:		APVD L.v.Soest 26JAN93	NAME	
0 PLC ± - 1 PLC ± - 2 PLC ± - 3 PLC ± - 4 PLC ± - ANGLES ± -		PRODUCT SPEC 108-19059	6 POS. POWER LINKING TERMINAL WITH ACTION PIN (RIGHT HANDED VERSION)	
MATERIAL -		APPLICATION SPEC -	SIZE A3	CAGE CODE 00779
FINISH -		WEIGHT -	DRAWING NO C-167891	RESTRICTED TO -
CUSTOMER DRAWING			SCALE 4:1	SHEET 1 OF 1
			REV D1	