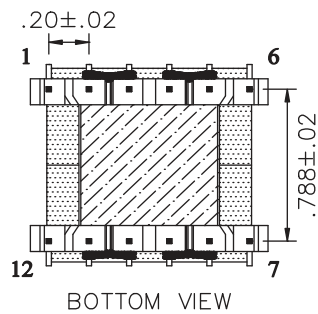
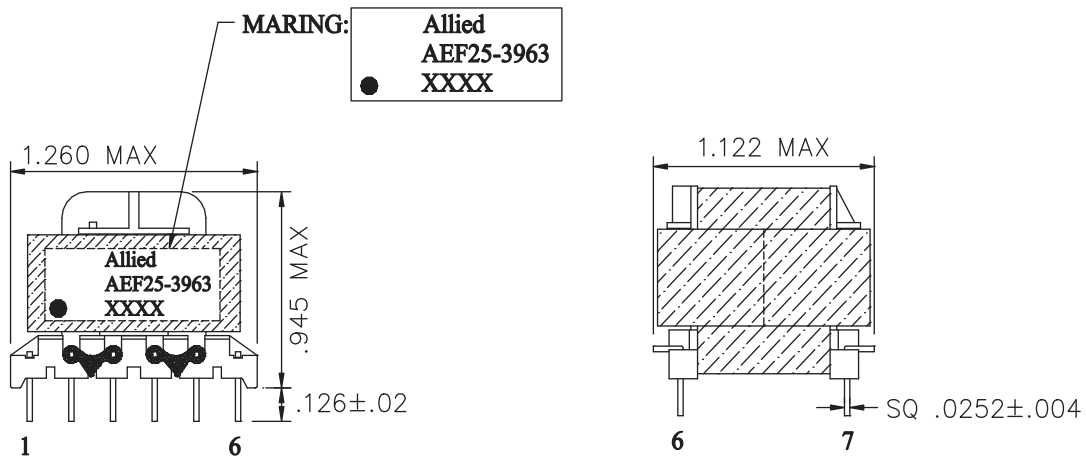




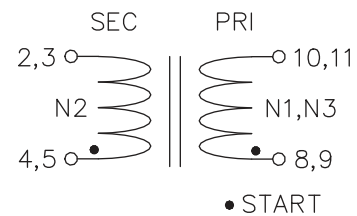
EF25 Transformer

AEF25-3963

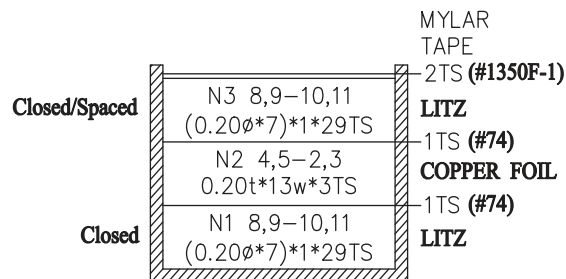
DIMENSION: (UNIT: mm)



SCHEMATIC:



WINDING:



NOTE:
1. PIN 1 DOT.
2. SOLDERED: PIN 2+3
SOLDERED: PIN 4+5
SOLDERED: PIN 8+9
SOLDERED: PIN 10+11
3. CORE FIX TAPE 2TS.



ELECTRICAL SPECIFICATIONS: ALL TEST@25°C

1. INDUCTANCE: 150KHz/1V HP-4284A

8,9 – 10,11 : 90 μ H \pm 10%

2. LEAKING INDUCTANCE: 150KHz/1V HP-4284A

8,9 – 10,11 : 3.0 μ H MAX. (SHORTED PIN 2,3,4,5)

3. DCR: CH-502A @25°C

2,3 – 4,5 : 5.5 mOHM MAX.

8,9 – 10,11 : 92 mOHM MAX.

4. HI-POT TEST :

PRI TO SEC : AC 250V 3mA FOR 2 SECOND.

COIL TO CORE : AC 500V 3mA FOR 2 SECOND.

5. GAP : CORE CENTER GAP.

6. OPERATION TEMP RANGE : -50°C ~ +90°C including temp rise.