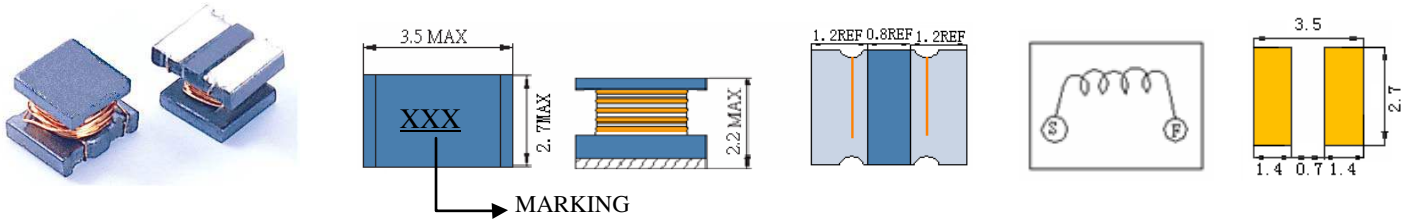


SC1210

SMD POWER INDUCTORS



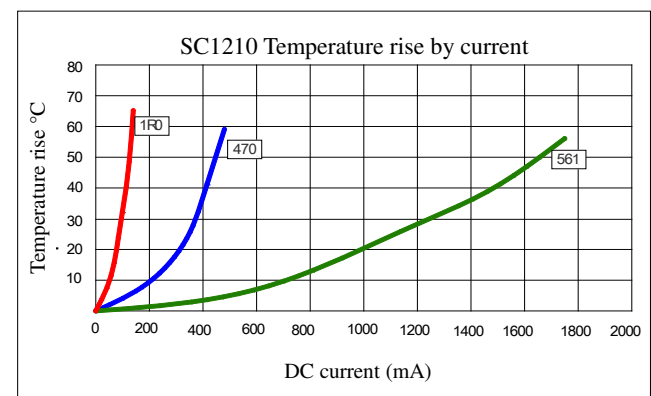
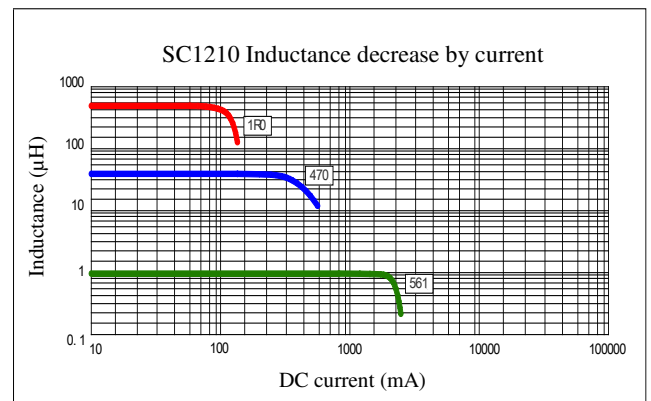
• Features

1. Open frame construction
2. Low DCR
3. Excellent Power Density
4. Engineered to Provide High Efficiency

ELECTRICAL CHARACTERISTICS



Part Number	Inductance (uH) (1)	Test Frequency	DC Resistance (Ω MAX) (2)	Saturation Current ⁽³⁾ (A)	Temperature Current ⁽⁴⁾ (A)
SC1210-1R0	1.0	1MHZ	117m	0.80	1.25
SC1210-2R2	2.2	1MHZ	169m	0.60	1.15
SC1210-4R7	4.7	1MHZ	260m	0.45	0.98
SC1210-100	10	1MHZ	572m	0.30	0.70
SC1210-220	22	1MHZ	923m	0.25	0.56
SC1210-470	47	1MHZ	1.69	0.17	0.38
SC1210-101	100	1MHZ	4.55	0.10	0.22
SC1210-221	220	1MHZ	10.92	0.07	0.15
SC1210-331	330	1MHZ	13.00	0.06	0.14
SC1210-391	390	1MHZ	22.10	0.06	0.11
SC1210-471	470	1MHZ	24.70	0.06	0.10
SC1210-561	560	1MHZ	28.60	0.06	0.09



(1). Inductance tolerance for 1.0uH~4.7uH: ±20%, for 10uH~560uH: ±10%. Tested at 0.25V, 0ADC and 25°C

(2). DCR measured at 25°C.

(3). The DC current at which the inductance decreases by 10% from its initial value.

(4). The DC current that results in a 40°C temperature rise from 25°C ambient.

[Click here for QUANTITY PER REEL & PACKING INFORMATION](#)

Custom versions available upon request.

© 2019 Signal Transformer – Specification subject to change without notice. 12.19



belfuse.com/signal

128 Atlantic Avenue, Lynbrook, NY 11563
Toll Free 866-239-5777 • Tel 516-239-5777 • Fax 516-239-7208
Sales@signaltransformer.com • techhelp@signaltransformer.com