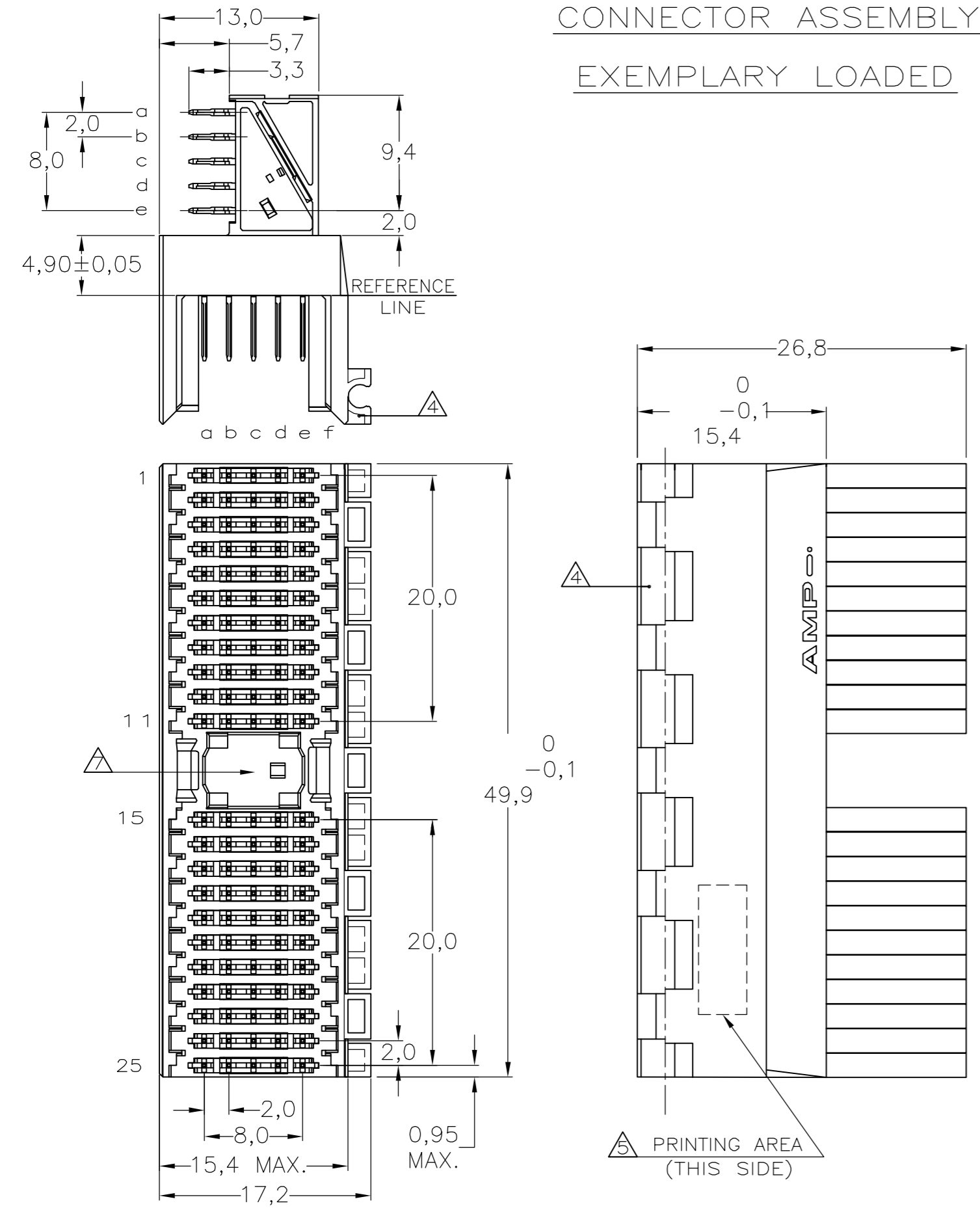


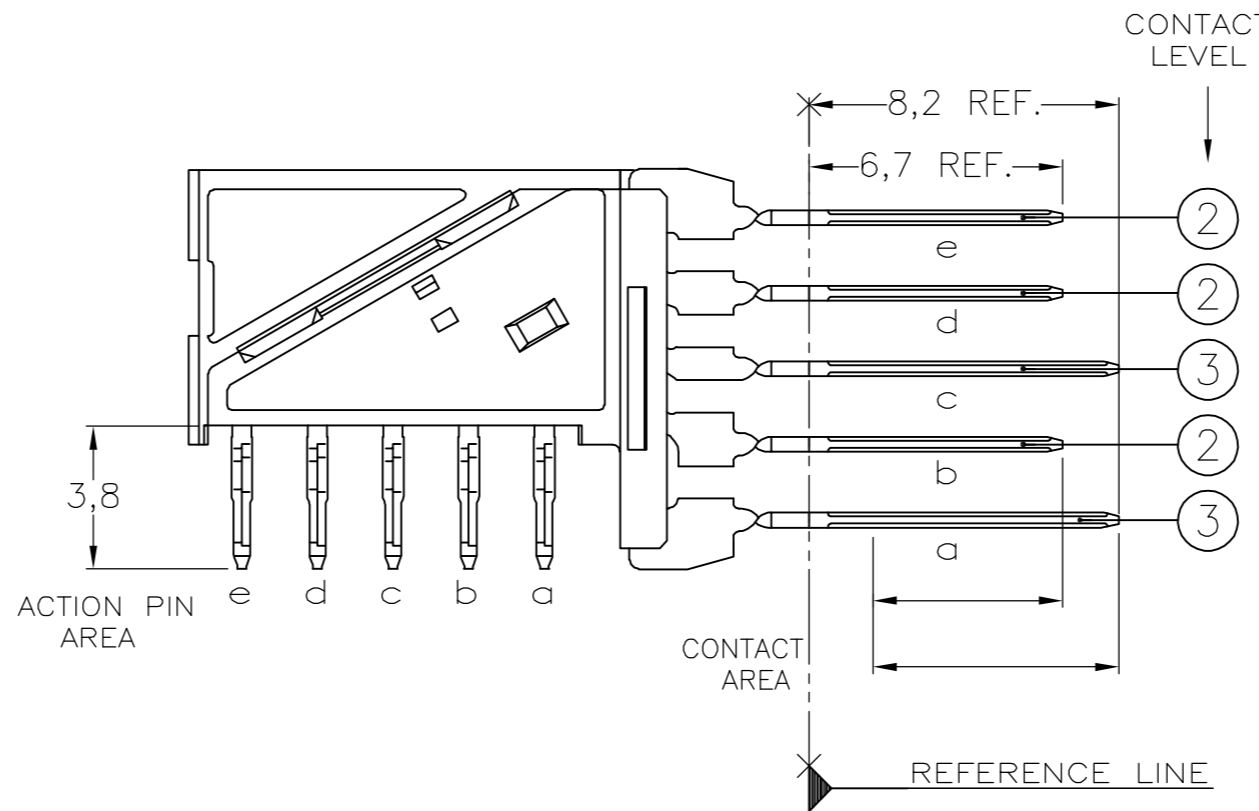
THIS DRAWING IS UNPUBLISHED. RELEASED FOR PUBLICATION
 © COPYRIGHT BY TYCO ELECTRONICS CORPORATION. ALL RIGHTS RESERVED.

LOC	DIST	REVISIONS					
		P	LTR	DESCRIPTION	DATE	DWN	APVD
H	-		C	EHC0-0195-04	06-06-04	DvdB	BM
			D	EH10-0680-05	06-07-05	BSV	BM
			D1	ECR-06-002635	07-02-06	BSV	BM

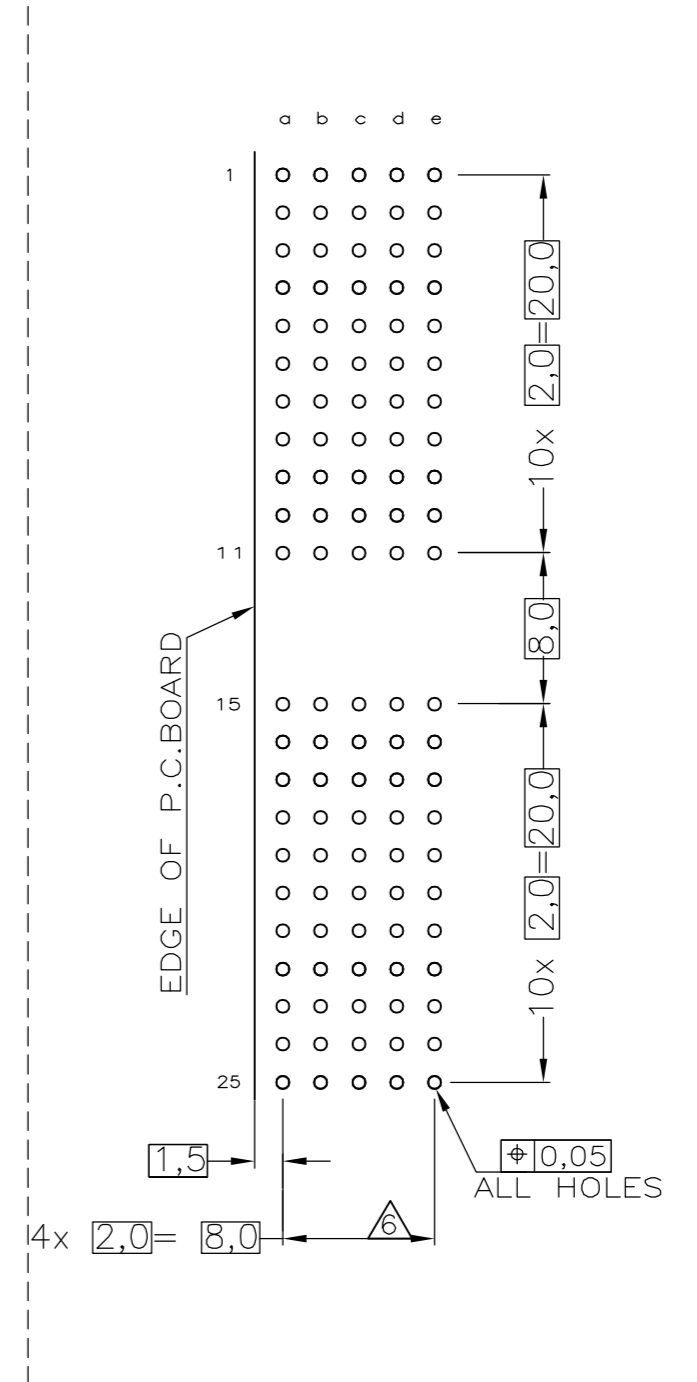
CONNECTOR ASSEMBLY
 EXEMPLARY LOADED



CONTACT DIMENSIONS



RECOMMENDED PCB-HOLE LAY-OUT
 COMPONENT SIDE SHOWN



CONTACT LAYOUT

	a	b	c	d	e
1	3	2	3	2	2
2	3	2	3	2	2
3	3	2	3	2	2
4	3	2	3	2	2
5	3	2	3	2	2
6	3	2	3	2	2
7	3	2	3	2	2
8	3	2	3	2	2
9	3	2	3	2	2
10	3	2	3	2	2
11	3	2	3	2	2
MULTI PURPOSE CENTRE					
15	3	2	3	2	2
16	3	2	3	2	2
17	3	2	3	2	2
18	3	2	3	2	2
19	3	2	3	2	2
20	3	2	3	2	2
21	3	2	3	2	2
22	3	2	3	2	2
23	3	2	3	2	2
24	3	2	3	2	2
25	3	2	3	2	2

P.C.B. HOLE DIM. ACTION PIN
 FOR DETAILS SEE
 APPLICATION SPECIFICATION

- NOTES:
- ⚠ MATERIAL HOUSING : GREY GLASSFILLED POLYESTER
UL-RATING V0
 - ⚠ CONTACT : PHOSPHORBRONZE
 - ⚠ GENERAL PLATING SPECIFICATION: UNDERPLATING (ENTIRE CONTACT):
1,27µm NICKEL MIN. AND ACTION PIN: 0,5µm TIN-LEAD MIN.
FOR PLATING OF MATING SURFACES SEE APPLICABLE SPECIFICATION
REFERENCE FOR EACH DASH NUMBER.
 - ⚠ CONFORMS TO ALL TESTING ACCORDING IEC 61076-4-101
PERFORMANCE LEVEL 2.
 - ⚠ CONNECTOR ASSEMBLY WITH LATCH HINGE FOR CABLE CONNECTOR.
 - ⚠ CONNECTOR PRINTED WITH PARTNUMBER AND DATECODE
 - ⚠ PLATED-THROUGH HOLES AT 2x2mm SQUARE GRID.
 - ⚠ AREA FOR KEYING PART (BASIC PART NUMBER 100525).

THIS DRAWING IS A CONTROLLED DOCUMENT.		DWN 15DEC97 L.v.d.HEIJDEN	Tyco Electronics Corporation s-HertogenBosch, Netherlands,		
DIMENSIONS: MM		CHK 15DEC97 D. TRUREN			
TOLERANCES UNLESS OTHERWISE SPECIFIED:		APVD - F.v.KONINGSBRUGGE	NAME		
0 PLC ± - 1 PLC ± - 2 PLC ± - 3 PLC ± - 4 PLC ± - ANGLES ± - FINISH -		PRODUCT SPEC	Z-PACK 2MM HM TYPE A 110 POS. RIGHT ANGLE MALE CONNECTOR ASSEMBLY		
MATERIAL		APPLICATION SPEC 114-19029	SIZE A2	CAGE CODE 00779	DRAWING NO. C=352227
		WEIGHT -	RESTRICTED TO -		
		CUSTOMER DRAWING	SCALE NTS	SHEET 1 OF 1	REV D1