

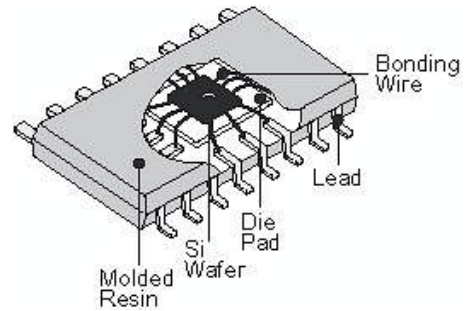
CT Series -G RoHS Device

Features

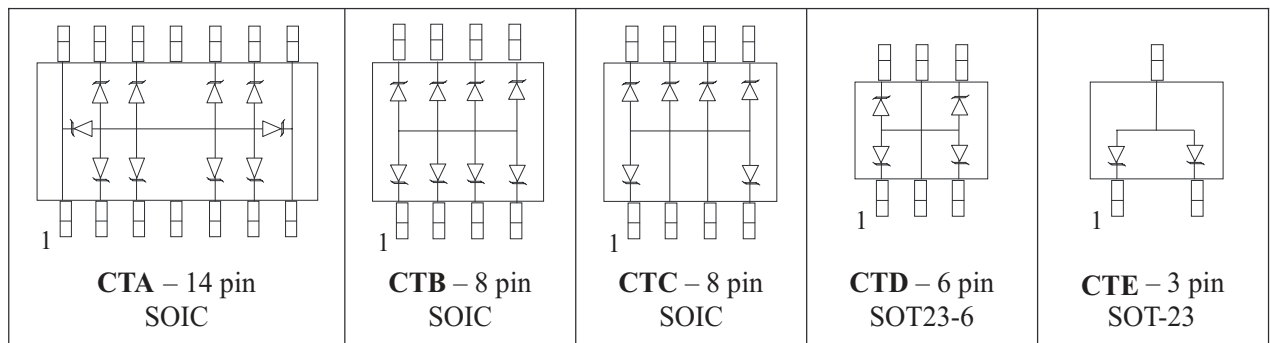
- (16kV) IEC 61000-4-2 rating.
- 8/20 μ S transient rated.
- Six working voltages (3.3, 5, 12, 24).

Applications

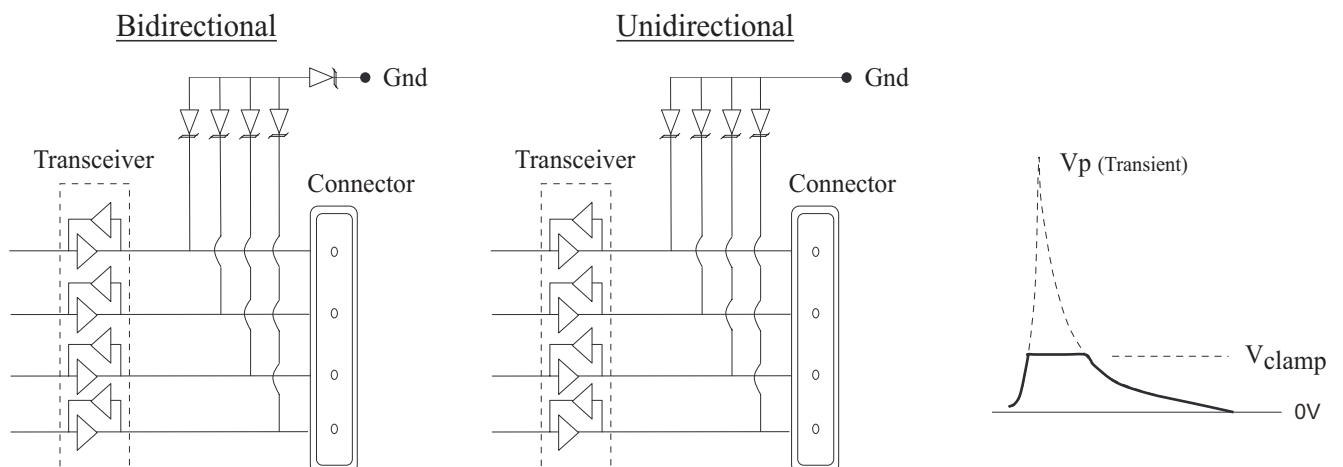
- Transient / ESD suppression.
- LAN/WAN.
- Peripherals.
- Set-Top Boxes.



Circuit Schematic



Application Schematic



Maximum Ratings and Electrical Characteristics

Specifications: (Ta=25°C)

Rating	Symbol	Value	Units
Peak pulse power (8/20µS)	P _{PK}	300	Watts
Operating Temp. range	T _J	-55 to +125 °C	°C
Soldering temperature	T _L	260 (10sec)	°C

3.3V Volt Characteristics (3V3)

Symbol	Characteristics	Min	Max	Units	Test Conditions
V _{BD}	Reverse breakdown voltage	4.0		V	I _F =1mA
I _L	Reverse leakage current		50	µA	@V _{BD} =3.3V
C _T	Capacitance		350	pF	@1MHz
V _C	Channel clamp voltage		8	V	8/20µS, 1A
I _{PP}	Peak pulse current		17	A	8/20µS

5V Volt Characteristics (5V0)

Symbol	Characteristics	Min	Max	Units	Test Conditions
V _{BD}	Reverse breakdown voltage	6.0		V	I _F =1mA
I _L	Reverse leakage current		10	µA	@V _{BD} =5V
C _T	Capacitance		350	pF	@1MHz
V _C	Channel clamp voltage		10	V	8/20µS, 1A
I _{PP}	Peak pulse current		17	A	8/20 µ S

12V Volt Characteristics (12V)

Symbol	Characteristics	Min	Max	Units	Test Conditions
V _{BD}	Reverse breakdown voltage	13.3		V	I _F =1mA
I _L	Reverse leakage current		1	µA	@V _{BD} =12V
C _T	Capacitance		120	pF	@1MHz
V _C	Channel clamp voltage		20	V	8/20µS, 1A
I _{PP}	Peak pulse current		12	A	8/20 µ S

24V Volt Characteristics (24V)

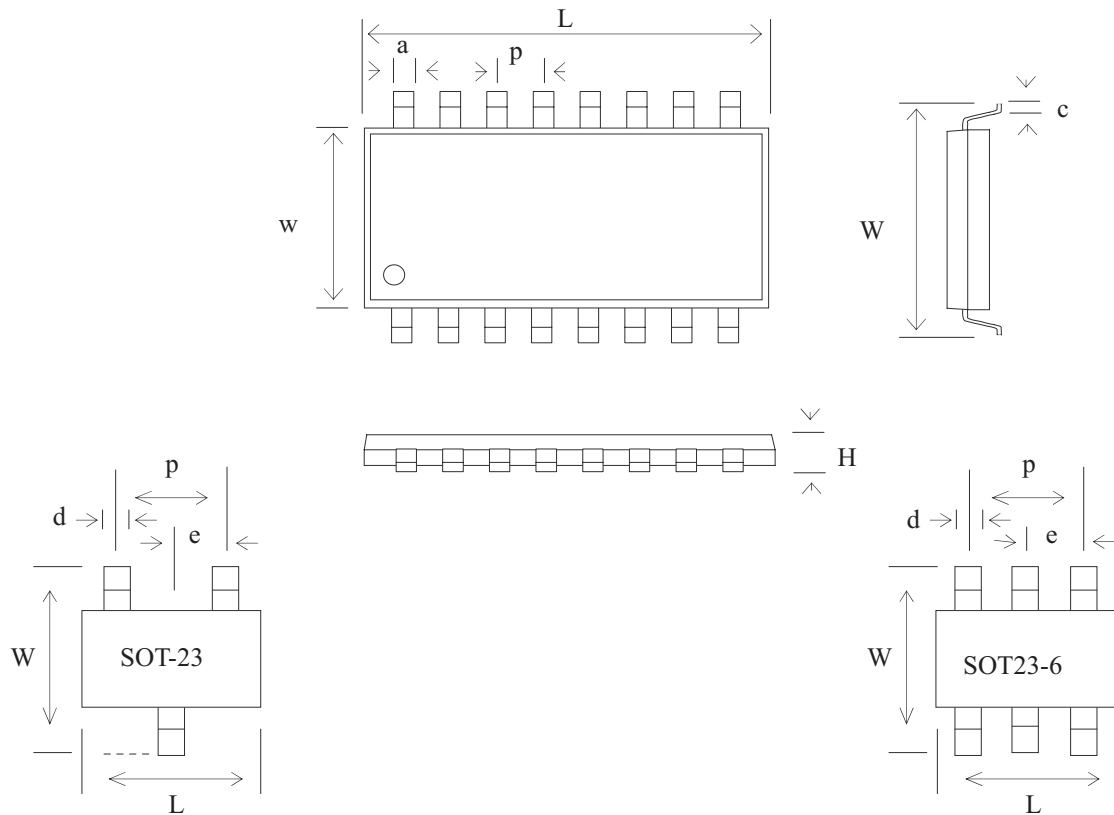
Symbol	Characteristics	Min	Max	Units	Test Conditions
V _{BD}	Reverse breakdown voltage	26.7		V	I _F =1mA
I _L	Reverse leakage current		1	µA	@V _{BD} =24V
C _T	Capacitance		50	pF	@1MHz
V _C	Channel clamp voltage		43	V	8/20µS, 1A
I _{PP}	Peak pulse current		5	A	8/20 µ S

Ordering Information:

CTA	N14	24V	-G
Type	Package Code	Voltage	RoHS compliant
CTA	From table below	3V3	
CTB		5V0	
CTC		12V	
CTD		24V	
CTE			

Package Information:

Dimensions in (mm)



Package Code	Package Power	Number of Pins	L ± 0.2	W ± 0.2	w ± 0.2	p ± 0.2	e ± 0.1	A ± 0.1	d ± 0.1	H ± 0.2
N08	0.4W	8	4.83	5.99	3.81	1.60	1.27	0.41	0.66	0.95
N14	0.6W	14	8.66	5.99	3.81	1.60	1.27	0.41	0.66	0.95
S03	0.225W	3	2.92	2.30	0.95	1.91	0.95	0.53	0.43	0.95
S06	0.225W	6	2.92	2.80	1.20	1.91	0.95	0.53	0.43	0.95