

## Electronic housing - ME 45 UTG TBUS KMGY - 2914848

Please be informed that the data shown in this PDF Document is generated from our Online Catalog. Please find the complete data in the user's documentation. Our General Terms of Use for Downloads are valid (<http://download.phoenixcontact.com>)



Housing base, for use with DIN rail bus connectors, closed, fully assembled, with metal foot catch.

### Product Features

- ✓ When a device is unplugged from the system as a whole, the signal chain is not interrupted# Supply via standard MINI COMBICON plug
- ✓ ME...TBUS connector with 5 parallel contacts can be snapped onto DIN rails to save space
- ✓ Gold contacts for data transmission and power supply (125 V, 8 A)



### Key commercial data

Packing unit	1 1
Minimum order quantity	10 1
Weight per Piece (excluding packing)	63.08 GRM
Custom tariff number	85472000
Country of origin	Germany

### Technical data

#### General

Housing type	Component housing
Housing material	Polyamide
Color	light gray

#### Dimensions

Length	99 mm
Constructional height	114.5 mm
Width	45 mm

#### Technical data

Inflammability class according to UL 94	V0
Power dissipation at 20°C in the horizontal mounting position	7.6 W 14.1 W

# Electronic housing - ME 45 UTG TBUS KMGY - 2914848

## Technical data

### Technical data

Number of positions	32
	8

## Classifications

### eCl@ss

eCl@ss 4.0	27180401
eCl@ss 4.1	27180401
eCl@ss 5.0	27180506
eCl@ss 5.1	27180506
eCl@ss 6.0	27180802
eCl@ss 7.0	27182702
eCl@ss 8.0	27182702

### ETIM

ETIM 2.0	EC001031
ETIM 3.0	EC001031
ETIM 4.0	EC001031
ETIM 5.0	EC001031

### UNSPSC

UNSPSC 6.01	31261501
UNSPSC 7.0901	31261501
UNSPSC 11	31261501
UNSPSC 12.01	31261501
UNSPSC 13.2	31261501

## Approvals

### Approvals

---

#### Approvals

UL Recognized

---

#### Ex Approvals

---

## Electronic housing - ME 45 UTG TBUS KMGY - 2914848

### Approvals

Approvals submitted

---

#### Approval details



### Accessories

Accessories

Coding element

Coding star - CR-MSTB - 1734401



Coding section, inserted into the recess in the header or the inverted plug, red insulating material

---

Coding profile - CP-MSTB - 1734634



Coding profile, is inserted into the slot on the plug or inverted header, red insulating material

---

Component housing center part

Electronic housing - ME 45 UTM G GN - 2853417



Intermediate element for modular extension of the volume of the housing in the pitch. The closed intermediate element is 22.5 mm wide.

---

Filler plug

## Electronic housing - ME 45 UTG TBUS KMGY - 2914848

### Accessories

Electronic housing - ME B-22,5 MSTBO KMGY - 2907965



Filler plugs, for unoccupied terminal points

---

Electronic housing - ME B-22,5 MKDSO KMGY - 2908498



Filler plugs, for unoccupied terminal points

---

Electronic housing - ME B-22,5 MKDSO GN - 2907143



Filler plugs, for unoccupied terminal points

---

### Ground contact

Electronic housing - ME FE-CONTACT - 2908294



Functional earth ground contact, for intermediate elements.

---

### Mounting material

Components of electronic housing - ME-SAS - 2853899



Shield connection clamp for printed circuit terminal block

## Electronic housing - ME 45 UTG TBUS KMGY - 2914848

### Accessories

---

#### Electronic housing - ME LPZS - 2906911



PCB stop, for soldering onto PCB

---

#### Components of electronic housing - ME-SAS - 2853899



Shield connection clamp for printed circuit terminal block

---

#### Electronic housing - ME LPZS - 2906911



PCB stop, for soldering onto PCB

---

#### Electronic housing - ME MF 17,5 - 2908281



Metal foot catch, for intermediate elements.

---

### PCB

#### Electronic housing - ME LP - 2906908



PCB, for custom fitting, with contact to DIN rail (EN 60715)

---

## Electronic housing - ME 45 UTG TBUS KMGY - 2914848

### Accessories

#### Printed circuit board terminal

Printed-circuit board connector - MKDSO 2,5/ 4-L - 1707234



PCB terminal block, Nominal current: 24 A, Nom. voltage: 400 V, Pitch: 5 mm, Number of positions: 4, Connection method: Screw connection, Mounting: Soldering, Conductor/PCB connection direction: 0 °, Color: green, Article with lateral pin exit

---

Basic terminal block - MKDSO 2,5/ 4-R - 1707247



PCB terminal block, Nominal current: 24 A, Nom. voltage: 400 V, Pitch: 5 mm, Number of positions: 4, Connection method: Screw connection, Mounting: Soldering, Conductor/PCB connection direction: 0 °, Color: green, Article with lateral pin exit

---

#### Required add-on products

Electronic housing - ME 45 OT-1MSTBO GN - 2709192



Upper part of housing, for COMBICON connection, single-level

---

Electronic housing - ME 45 OT-MSTBO GN - 2909743



Upper part of housing, double-level, for COMBICON connection, housing width: 45 mm

---

Electronic housing - ME 45 OT-MKDSO GN - 2909390



Housing upper part, for printed circuit terminal block connection

# Electronic housing - ME 45 UTG TBUS KMGY - 2914848

## Accessories

### Electronic housing - ME 45 OT-MKDSO SET - 2909345



Housing upper part, complete with PCB termination blocks for full equipping. 32-pos., housing width: 45 mm

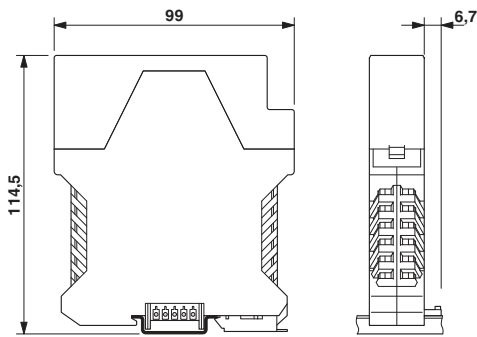
### Upper part of housing - ME 45 OT-MSTBO SET - 2909905



Housing upper part, complete with COMBICON headers and screw plugs for full equipping. 32-pos., housing width: 45 mm

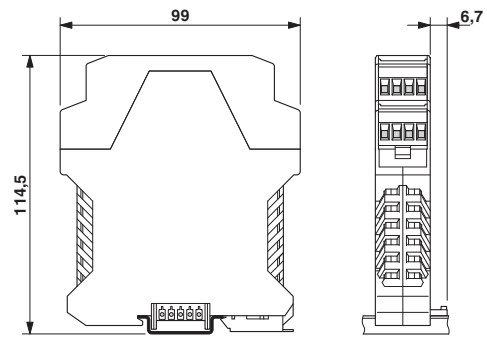
## Drawings

Dimensioned drawing



Dimensions of the electronic housing  
ME...TBUS... with single-level upper part

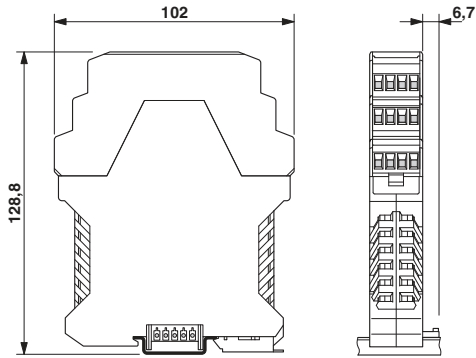
Dimensioned drawing



Dimensions of the electronic housing  
ME...TBUS... with double-level upper part

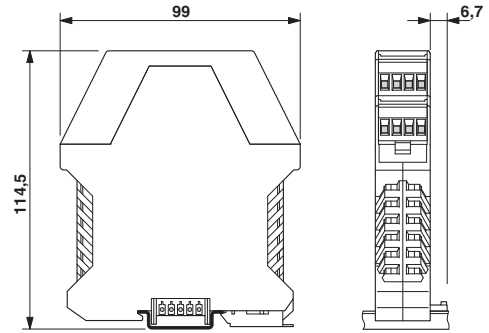
# Electronic housing - ME 45 UTG TBUS KMGY - 2914848

Dimensioned drawing



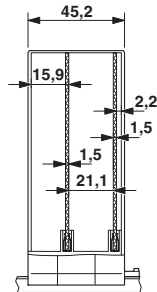
Dimensions of the electronic housing ME...TBUS... with triple-level upper part

Dimensioned drawing



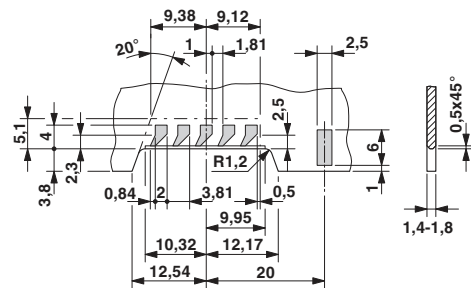
Dimensions of the electronic housing ME...TBUS... with double-level upper part

Dimensioned drawing



Internal housing dimensions, electronics housing ME 45 TBUS...

Dimensioned drawing

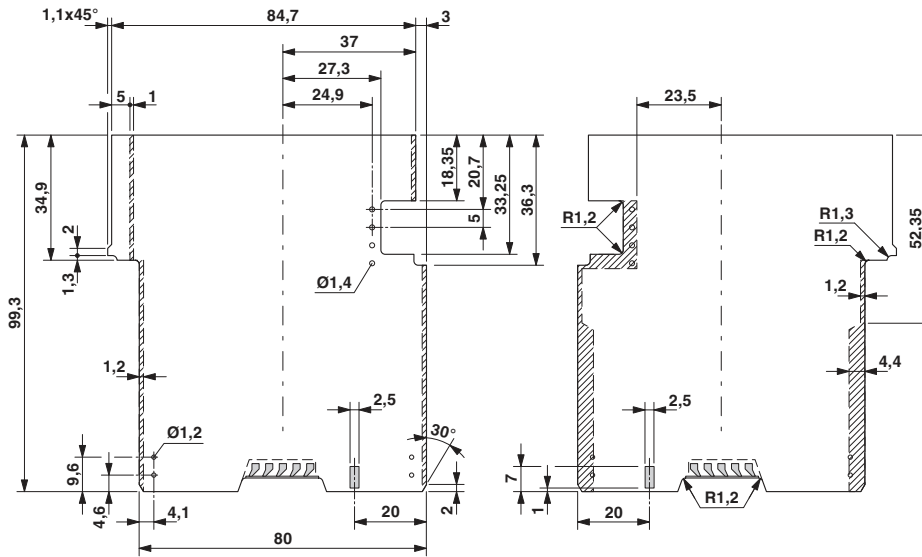


Detailed dimensional drawing of the DIN rail connector contact pads



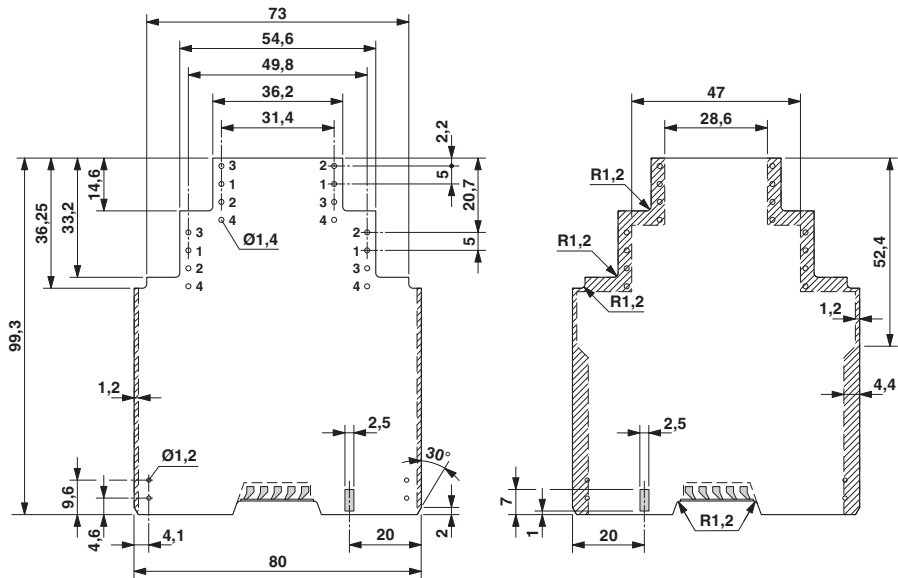
# Electronic housing - ME 45 UTG TBUS KMGY - 2914848

Dimensioned drawing



Dimensional drawing of the ME.../TBUS printed circuit board if the single level upper part is used

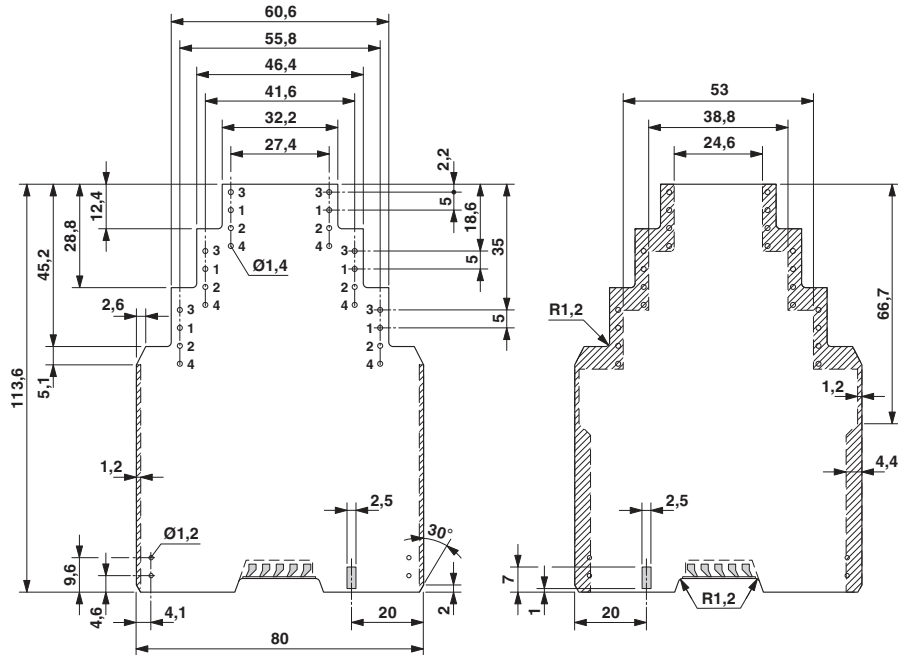
Dimensioned drawing



Dimensional drawing of the ME.../TBUS printed circuit board if the double level upper part is used

# Electronic housing - ME 45 UTG TBUS KMGY - 2914848

Dimensioned drawing



Dimensional drawing of the ME.../TBUS... printed circuit board if the triple-level upper part is used