

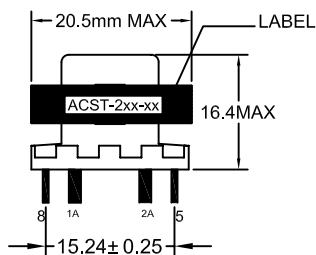
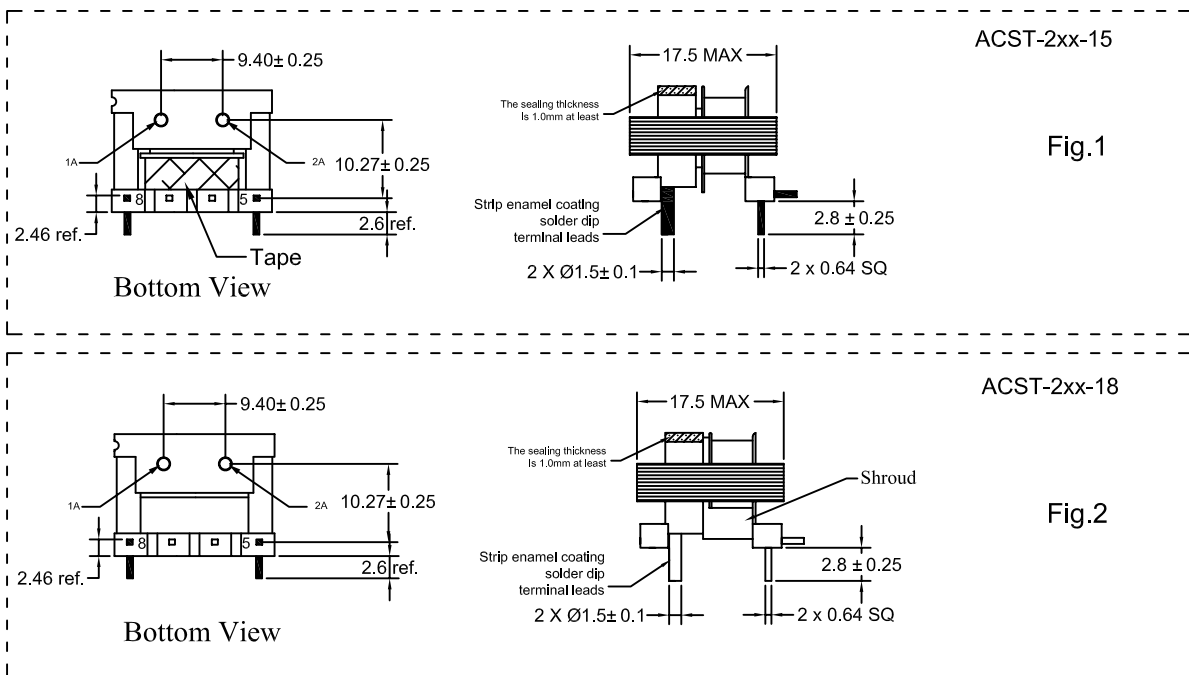
ACST-200 SERIES
CURRENT SENSE TRANSFORMER
30A MAX. UP TO 200Hz

PAGE REV	DESCRIPTION	DATE	BY
B2	Modify Pri. lead centers to 9.4mm and the length to 4.3mm	2007-04-04	ye
B3	modify note for Pri. lead	2007-04-05	ye
B5	Modified the high from 16.0max to 16.4max	2008-09-26	ye
B6	Modified Hi-pot voltage.Modified the MECHANICAL SPECIFICATIONS	2014-01-26	ye
B9	Modified ELECTRICAL SPECIFICATIONS:	2014-06-18	ye

1. ELECTRICAL SPECIFICATIONS:

- A. TEST CONDITION: 100Hz 1V SER.
- B. Constructed with UL class B 130° C materials. ▲
- C. Primary Current Range: 0.4 to 30 Arms.
- D. Primary resistance: 600 microohms max.
- E. HI-POT:P-S 4000V 1min.
P--C&S--C 1500V 1min.
OR (ON PRODUCTION)
P-S 4400V 1SEC.
P--C&S--C 1800V 1SEC.
- F. Material of Lamination(Core): Z1135.
- G. The material AL=2500 nH± 30%.
- H. Operating temperature: -40° C ~+70° C max. up to 30A; ▲
-40° C ~+85° C max. up to 20A. ▲

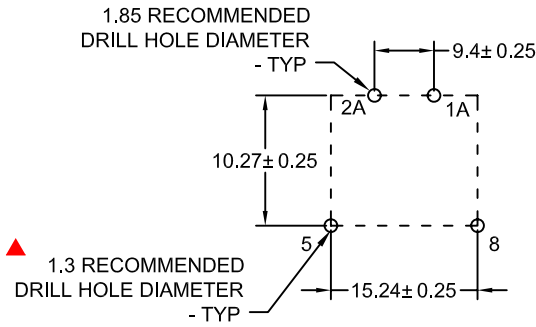
2. MECHANICAL SPECIFICATIONS:



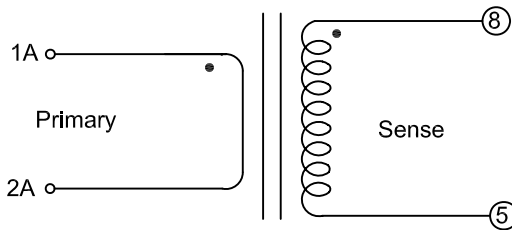
UNIT MM	TOLERANCE X.X = ±0.5 X.XX = ±0.3 ANG = -	ZETTLER MAGNETICS	
3RD ANGLE 			
SCALE:	DATA	TITLE: CURRENT SENSE TRANSFORMER	
DRAWN: ye	2014-06-18	PART NO: ACST-200 SERIES	ZM Project: SH NO 1/2
CHECKED:		Customers p/n:	SPEC REV: B/9
APPROVED:			

PAGE REV	DESCRIPTION	DATE	BY
B1	Remove dash 1 P/N'	2007-02-06	Winston
B4	Changed the polarity point position	2007-04-05	ye
B6	Modify the Table and the Note.	2014-01-26	ye
B7	Modify Primary resistanc from 800 to 600 u Ohms	2014-01-27	ye
B8	Modify Sense Resistance of ELECTRICAL TABLE	2014-05-29	ye
B9	Modify PCB MOUNTING FOOTPRINT and ELECTRICAL TABLE	2014-06-18	ye

3. PCB MOUNTING FOOTPRINT:



4. SCHEMATIC DIAGRAM:



• Indicate Polarity

5. ELECTRICAL TABLE:

Part Number 1)	Turns Ratio	R_L max (Ohms) 2)	Output (mV/A) ± 5% 3)	Primary Resistance (u Ohms) max	Sense Resistance (Ohms) ± 10%	Sense Inductance (H) ± 30% 4)	Primary Sense Frequency (Hz)
ACST-255-xx	1:50	0.2	3.75	600	0.198	0.008	50-200
ACST-256-xx	1:100	1	9.7	600	0.8	0.025	50-200
ACST-257-xx	1:150	2	13.9	600	1.7	0.06	50-200
ACST-258-xx	1:200	4.7	20.0	600	3.2	0.12	50-200
ACST-259-xx	1:300	10	31.7	600	7.8	0.27	50-200
ACST-260-xx	1:500	20	37.2	600	21	0.73	50-200
ACST-261-xx	1:1000	100	91.7	600	81	2.4	50-200
ACST-262-xx	1:1500	200	123.3	600	236	5.2	50-200

NOTE :

- Standard Pri. terminal (1A,2A) is stripped enamel coating; Add suffix -1 for tin coated Pri. terminal (1A,2A).
"-15" indicates 5.5 mm clearance and creepage; substitute it with "-18" for 8.0 mm clearance and creepage.
- The output voltage is linear in the whole range of primary current, if the closed load resistor is not higher than value R_L max.
- Measured at primary current of 10 Arms, 50Hz and load resistor value R_L max.
- Measured at 1 V, 100 Hz, serial.

UNIT MM	TOLERANCE		ZETTLER MAGNETICS
3RD ANGLE 	X.X = ± 0.5	X.XX = ± 0.3	
SCALE:	DATA		
DRAWN:	ye	2014-06-18	
CHECKED:			
APPROVED:			
		ZM Project:	SPEC REV: B/9
		Customers p/n:	SH NO 2/2