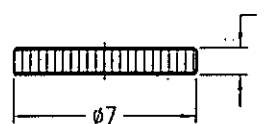
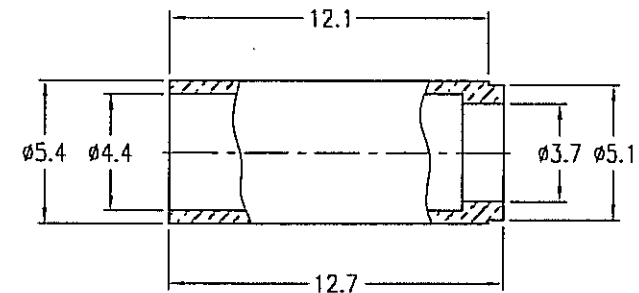
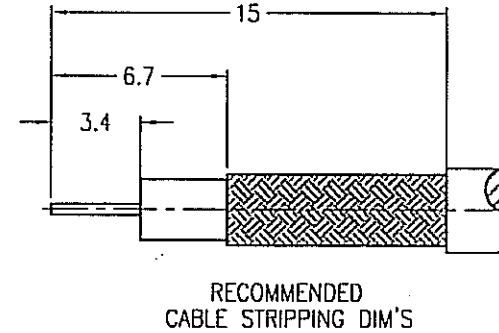
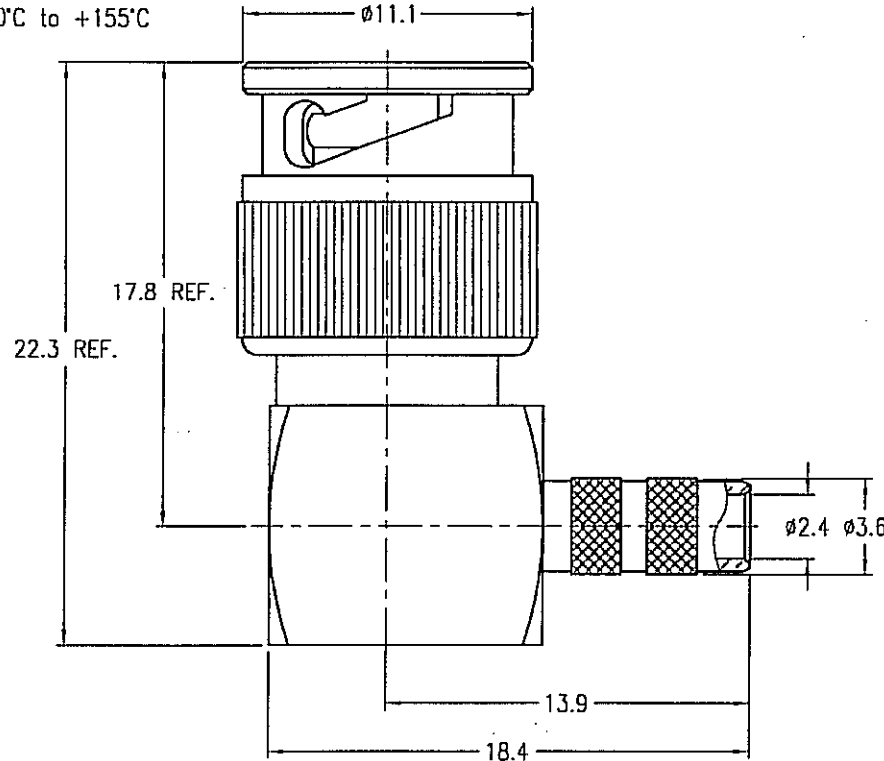


NOTES:

1. MATERIALS AND FINISHES (PLATING THICKNESS IN MICRO-INCHES):
 BODY - PHOSPHOR BRONZE, NICKEL PLATING
 CONTACT - BRASS, GOLD PLATING
 INSULATOR - PTFE
2. ELECTRICAL:
 A. IMPEDANCE: 75 OHM
 B. FREQUENCY RANGE: DC 0-1 GHz
 C. VSWR(RETURN LOSS): 1.5 MAX.
 D. DIELECTRIC WITHSTANDING VOLTAGE: 750 VRMS, MIN.
3. MECHANICAL:
 A. DURABILITY: 500 CYCLES MIN.
 B. TEMPERATURE RANGE: - 40°C to +155°C
 CRIMPED FERRULE
 HEX CRIMP SIZE .187"
 CONTACT PIN TO SOLDER

031-70333		REVISIONS			
PART NO.	REV	DESCRIPTION	DATE	ECO	APPR
THIRD ANGLE PROJ.	A	RELEASE TO MFG.	06/13/06	8/10/06	CISSY



CUSTOMER OUTLINE DRAWING
 ALL OTHER SHEETS ARE FOR INTERNAL USE ONLY

UNLESS OTHERWISE SPECIFIED, DIMENSIONS ARE IN METRIC AND TOLERANCES ARE:
 0.5 - 6mm ±0.1mm 6 - 30mm ±0.2mm 30 - 120mm ± 0.3mm ANGLES ±1°

NOTICE - These drawings, specifications, or other data (1) are, and remain the property of Amphenol Corp. (2) must be returned upon request; and (3) are confidential and not to be disclosed to any person other than those to whom they are given by Amphenol Corp. The furnishing of these drawings, specifications, or other data by Amphenol Corp., or to any other person to anyone for any purpose is not to be regarded by implication or otherwise in any manner licensing, granting rights or permitting such holder or any other person to manufacture, use or sell any product, process or design, patented or otherwise, that may in any way be related to or disclosed by said drawings, specifications, or other data.

MATERIAL	DRAWN CISSY	DATE 13-Jun-06	TITLE MINI BNC R/A CRIMP PLUG	Amphenol RF Danbury CT USA, Tainan Taiwan, Shenzhen China www.amphenolrf.com	
REFERENCE	ENGINEER <i>[Signature]</i>	DATE 13-Jun-06	SCALE: 3/1	SHEET 1 OF 1	DRAWING NO. MNB112A1-NT50G-735A-75
FINISH	APPROVED <i>[Signature]</i>	DATE 8/1/06	DWG SIZE B	CODE ID 74B68	ITEM NO. 31112AAA75NE7F
	CAD FILE F:\DWG\MNB\1112A1\735A-75\NT50GSZ		REV A		PART NO. 031-70333