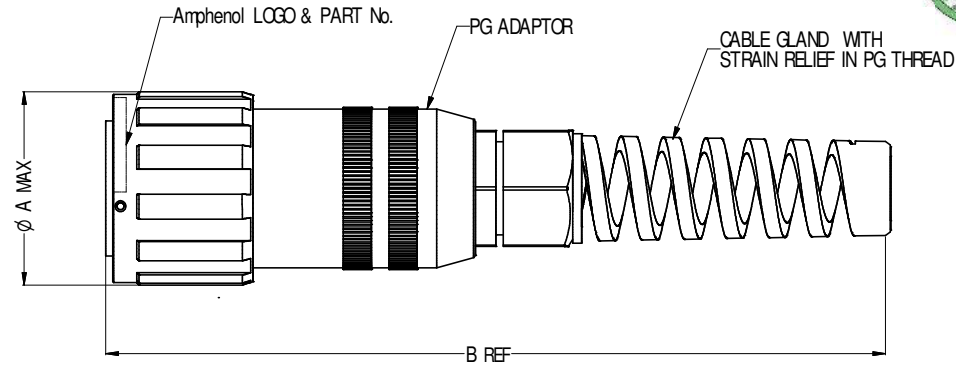
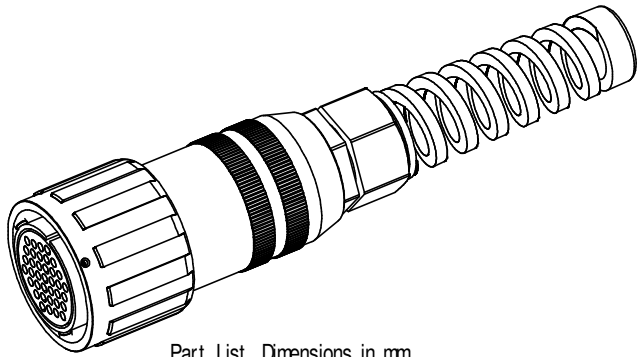




Part List, Dimensions in mm

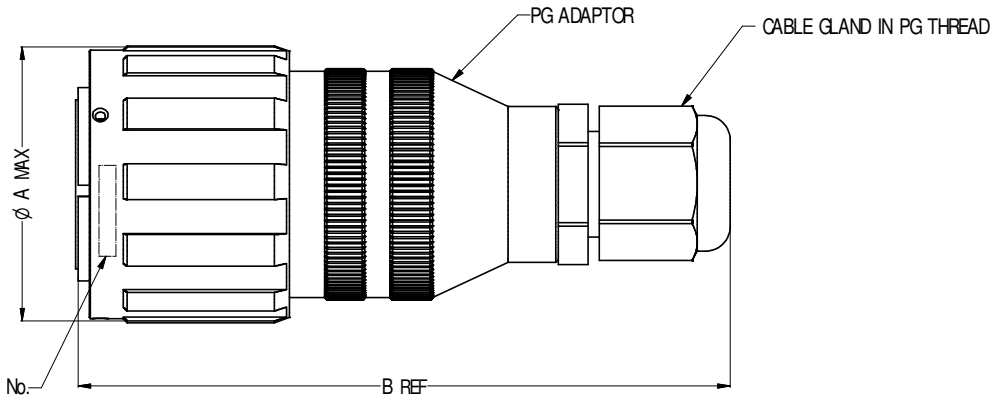
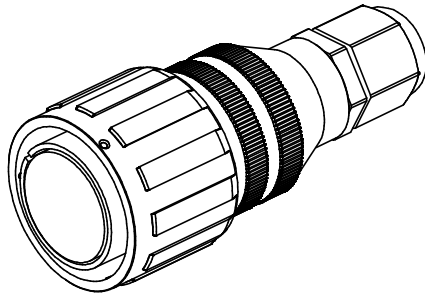
PART No	Nb OF CONTACTS	CABLE GLAND SIZE	DIA A	LENGTH B	ROLLER PIN
MP-4106-13S	13	PG11	39.9	160	NO
MP-4106-19S	19	PG13.5	43.1	171	NO
MP-4106-25S	25	PG16	46.6	193	NO
MP-4106-37S	37	PG21	53.4	210	NO
MP-4106-54S	54	PG21	60.7	210	YES



13, 19, 25, 37 AND 54 CONTACT TYPE

Part List, Dimensions in mm

PART No	Nb. OF CONTACTS	CABLE GLAND SIZE	DIA A	LENGTH B	ROLLER PIN
MP-4106-85S	85	PG29	72.4	137	YES
MP-4106-150S	150	PG36	72.4	145	YES



85 AND 150 CONTACT TYPE

NOTES:

- MATERIAL AND FINISH:
 - FOR CONNECTOR SHELL AND ADAPTOR: ALUMINUM ALLOY, BLACK FINISH
 - FOR PG CABLE GLAND: POLYAMIDE BLACK.
- SUPPLIED WITH GOLD PLATED CONTACTS

CUSTOMER DRAWING

UNLESS OTHERWISE SPECIFIED TOLERANCE TO BE:		THIS DOCUMENT IS THE PROPERTY OF AMPHENOL AUSTRALIA PTY. LTD. NO PART THEREOF MAY BE REPRODUCED AND USED WITHOUT THE PRIOR WRITTEN CONSENT OF THE OWNER			
LINEAR	ANGULAR	CAD FILE: 55010234000214	DRN: T.N	DATE: 01/08/03	REV.
X ±	X' ± 1	MATL: SEE NOTE 1	OKD: P.M	DATE: 20/02/06	TITLE: STRAIGHT CABLE PLUG WITH SOCKET CONTACTS
X.X ±	X'X' ± 30'	DO NOT SCALE	APPD: P.M	DATE: 20/02/06	DRAWING NO: 55010234-000-2
X/XX ±	X'XX' ± 5'	FINISH: SEE NOTE 1	SCALE: SEE TABLE	PART No: SEE TABLE	SIZE: A4
BREAK ALL SHARP EDGES AND REMOVE ALL BURRS		DIMENSIONS IN MILLIMETRES		THIRD ANGLE PROJECTION	
DO NOT SCALE		FINISH: SEE NOTE 1		SCALE: SEE TABLE	

4	CHANGE FINISH TO BLACK COATING	T.N	17/02/06	8478
3	CHANGE FINISH NOTES ADD ROLLER PIN. ADD DIM E FOR COUPLING NUT	T.N	09/09/05	8422
2	CHANGE FINISH FROM PLATING TO COATING	L.V	16-04-04	8277
1	SEE CHANGE NOTE 8236	T.N	18/11/03	2836
	FIRST ISSUE	T.N	01/08/03	----
	CHANGE DETAILS	BY	DATE	CHG No

Amphenol
 Amphenol Australia Pty Ltd, 1 Pines Blvd, Kaysborough, VIC 3171
 SHEET 2/2