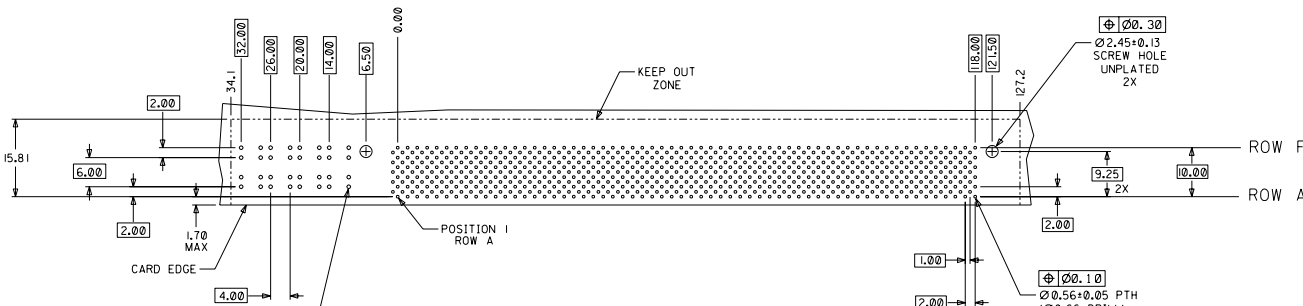
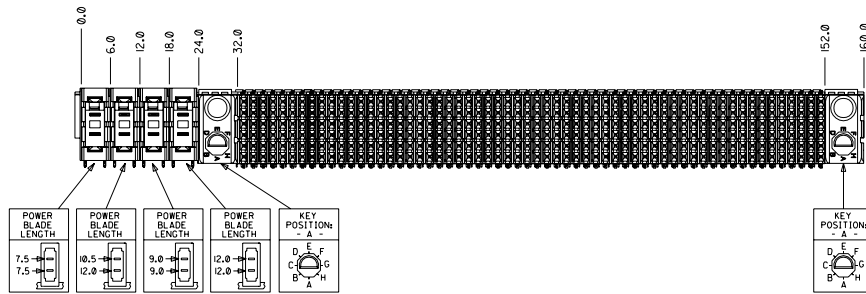
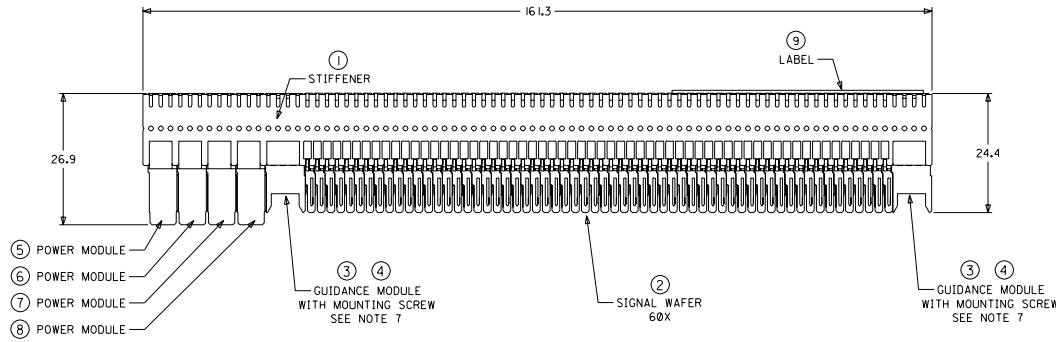


CUSTOMER: CISCO

NOTES: (UNLESS OTHERWISE SPECIFIED)

- MATERIALS: HOUSING - LIQUID CRYSTAL POLYMER (LCP), GLASS-FILLED, UL94V-0, BLACK.
TERMINALS - COPPER ALLOY.
STIFFENER - STAINLESS STEEL.
- FINISH: SELECTIVE GOLD (Au) IN CONTACT AREA, 0.00076mm MINIMUM THICKNESS; SELECTIVE TIN/LEAD (Sn/Pb) ON PCB TAILS, 0.00038 - 0.00152 mm THICK; NICKEL (Ni) OVERALL.
- REFER TO MOLEX PRODUCT SPECIFICATION PS-74031-999 FOR PERFORMANCE SPECIFICATIONS.
- REFER TO MOLEX DOCUMENT SD-74031-002 FOR ADDITIONAL DETAIL ON THE SIGNAL WAFER.
- REFER TO MOLEX DOCUMENT SD-74037-005 FOR ADDITIONAL DETAIL ON THE GUIDANCE MODULE.
- REFER TO MOLEX DOCUMENT SD-74026-001 FOR ADDITIONAL DETAIL ON THE POWER MODULE.
- MOUNTING SCREWS WILL BE BAGGED WITH EACH CONNECTOR.
- PARTS ARE PACKAGED IN TUBES PER PK-70873-5040.



DAUGHTERCARD HOLE PATTERN (CONNECTOR SIDE)

ITEM	PART NUMBER	DESCRIPTION	QTY
1	74036-0161	STIFFENER	1
2	74031-0001	SIGNAL WAFER	60
3	74037-6001	POLARIZING/GUIDE MODULE	2
4	73726-0000	GUIDE MODULE MNTG SCREW	2
5	74026-6110	POWER MODULE	1
6	74026-6430	POWER MODULE	1
7	74026-6220	POWER MODULE	1
8	74026-6440	POWER MODULE	1
9	73728-0000	CUSTOM LABEL	1

CHANGED CUSTOMER EC NO. UDT2002-0268 DRAWN BY: MOSLEY 01/09/14 CHECKED BY: LAURX 01/09/14 APPROVED BY: BIXLER 01/09/14	QUALITY SYMBOLS	GENERAL TOLERANCES: UNLESS SPECIFIED:	SCALE: 2:1	DESIGN UNITS: mm INCH	DIMENSIONS: mm INCH	SHT	REV
	MAJOR	4 PLACES ±0. -- ±. --	mm INCH	THIRD ANGLE PROJECTION	mm INCH	mm ONLY	REVISE ON CAD ONLY
CRITICAL	3 PLACES ±0. -- ±. --	2 PLACES ±0. -- ±. --	1 PLACE ±0. -- ±. --	ANGULAR: ± 2°	DRAWN BY & DATE: LAURX 99/09/28		
	DRAFT WHERE APPLICABLE MUST REMAIN WITHIN DIMENSIONS			TITLE: 6 ROW VHDM DAUGHTERCARD ASSEMBLY SALES DRAWING			
REV	THIS DRAWING CONTAINS INFORMATION THAT IS PROPRIETARY TO MOLEX INCORPORATED AND SHOULD NOT BE USED WITHOUT WRITTEN PERMISSION.			APPROVED BY & DATE: BIXLER 99/09/28			
	MATERIAL NO. 74030-0034			DRAWING NO. SD-74030-034			
SHEET NO. 1 OF 1			SIZE D				