

*JST*

Hand crimping tool  
Type: WC-260

Features

---

Parallel action  
operation

---

Ratchet release

---

Easy readjustment  
of load

---

Contact locator with  
insulation-stop

---

Precisely ground  
profiles

---

Ergonomic soft grips  
colour: green

---

Fully recyclable

---

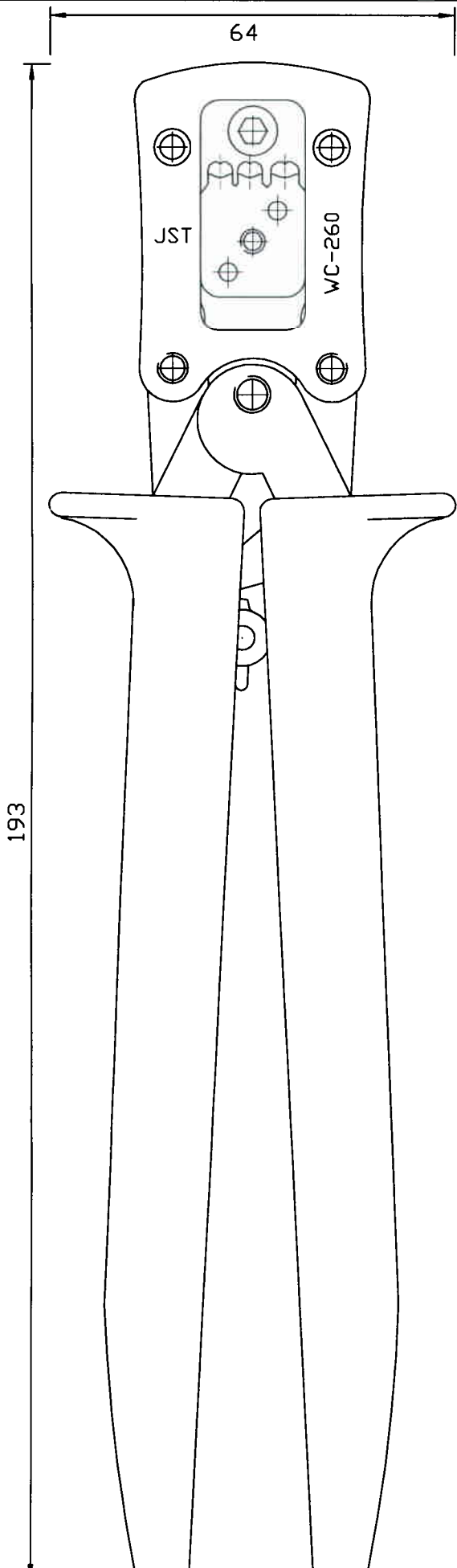
Applicable terminal:  
< >EH-001T-0.6

---

Cross section range:  
Profile 1: 30 AWG  
Profile 2: 26 AWG/28 AWG  
Profile 3: 22 AWG/24 AWG

---

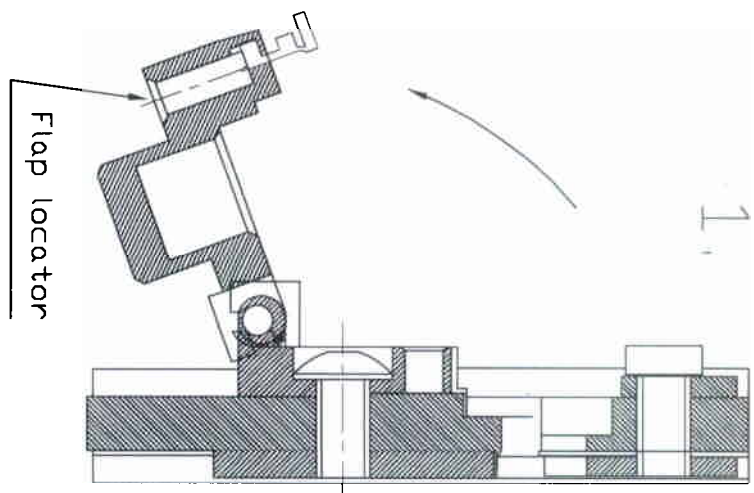
Crimp height specification  
30 AWG - 0.57-0.62mm  
28 AWG - 0.60-0.65mm  
26 AWG - 0.60-0.70mm



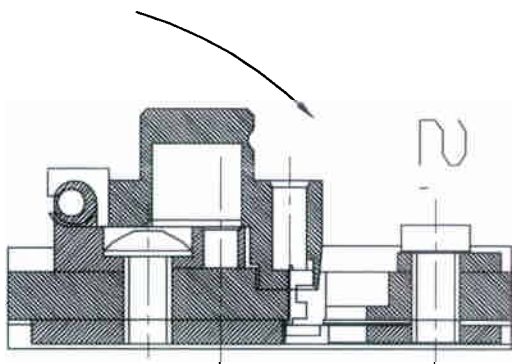
# OPERATION INSTRUCTIONS

DWG: JUKCT-007-02-00

1. Open flap locator and insert contact up to stop.
2. Close flap locator.



3. Close handtool until first ratchet.
4. Insert wire up to stop.



5. Close handtool until the ratchet releases.

6. Open flap locator and carefully remove the wire.

