

1

2

3

4

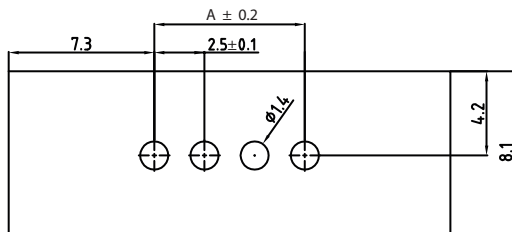
5

A

B

C

D



PCB LAYOUT - COMPONENT VIEW

TECHNICAL CHARACTERISTICS

MATERIAL
 INSULATOR: PA 66
 FLAMABILITY RATING: UL94-V0
 COLOR: GREEN
 CONTACT MATERIAL: COPPER ALLOY
 CONTACT TYPE: STAMPED
 CONTACT PLATING: TIN PLATED

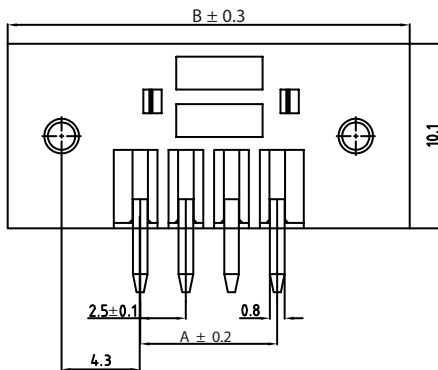
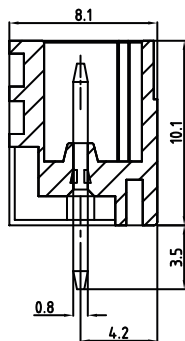
ENVIRONMENTAL
 OPERATING TEMPERATURE: -40°C UP TO +105°C
 COMPLIANCE: LEAD FREE AND ROHS

ELECTRICAL
 CURRENT RATING: 12A
 WORKING VOLTAGE: 200V AC
 WITHSTANDING VOLTAGE: 1000 VAC/min
 CONTACT RESISTANCE: 20 mΩ max

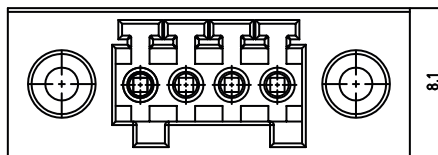
STANDARD
 CERTIFIED E315414

SOLDERING
 JEDEC LEAD FREE WAVE SOLDERING PROCESS

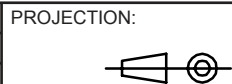
PACKAGING
 BOX



A	(N-1)X2.5
B	NX2.5+12.0



RoHS Compliant			
G			
F			
E			
D			
C			
B			
A	24-JUL-14	PDF	AS
REV	DATE	FILE	BY



APPROVAL: JC

GENERAL TOLERANCE

.X = +/- 0.2
 .XX = +/- 0.15

UNIT: MM

SCALE:

SHEET: 1/3

DRAW: AS



DESCRIPTION: SERIE 382 - VERTICAL PCB HEADER WITH FLANGES -
 PITCH 2.5 MM - WR-TBL

WERI PART NO: 691 382 030 0XX

SIZE
A4

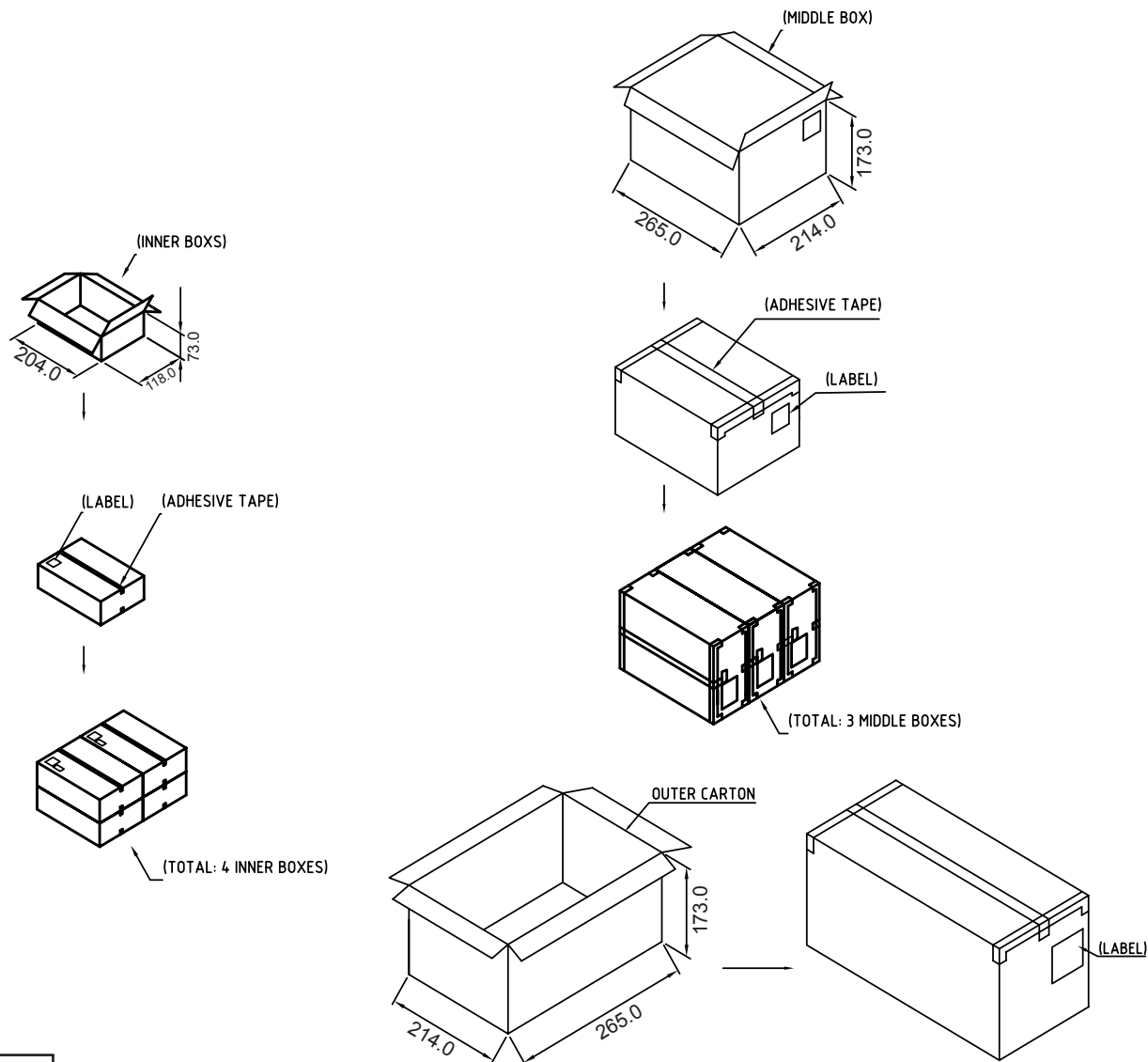
1

2

3

4

5



specification	(pcs) inner box quantity	(pcs) middle-carto -n quantity	(pcs) outer-carton quantity
2P	800	3200	9600
3P	650	2600	7800
4P	570	2280	6840
5P	500	2000	6000
6P	415	1660	4980
7P	380	1520	4560
8P	345	1380	4140
9P	310	1240	3720
10P	295	1180	3540
11P	280	1120	3360
12P	260	1040	3120
13P	250	1000	3000
14P	250	1000	3000
15P	220	880	2640
16P	200	800	2400
17P	200	800	2400
18P	180	720	2160
19P	150	600	1800
20P	120	480	1440
21P	100	400	1200
22P	100	400	1200
23P	80	320	960
24P	65	260	780

RoHS Compliant

PROJECTION:



GENERAL TOLERANCE

.X = +/- 0.2

.XX = +/- 0.15



APPROVAL: JC

UNIT: MM

SCALE:

SHEET: 2/3

DRAW: AS

DESCRIPTION: SERIE 382 - VERTICAL PCB HEADER WITH FLANGES -
PITCH 2.5mm - WR-TBL

WERI PART NO: 691 382 030 0XX

SIZE

A4

G			
F			
E			
D			
C			
B			
A	24-JUL-14	PDF	AS
REV	DATE	FILE	BY

1

2

3

4

5

Cautions and Warnings:

This electronic component is designed and developed with the intention for use in general electronics equipments.

Before incorporating the components into any equipments in the field such as aerospace, aviation, nuclear control, submarine, transportation, (automotive control, train control, ship control), transportation signal, disaster prevention, medical, public information network etc. where higher safety and reliability are especially required or if there is possibility of direct damage or injury to human body, Würth Elektronik must be asked for a written approval.

In addition, even electronic component in general electronic equipments, when used in electrical circuits that require high safety, reliability functions or performance, the sufficient reliability evaluation-check for the safety must be performed before by the user before usage.

A

B

C

RoHS Compliant

G				PROJECTION: 	GENERAL TOLERANCE .X = +/- 0.2 .XX = +/- 0.15		
F							
E							
D							
C				APPROVAL: JC	UNIT: MM	DESCRIPTION: DISCLAIMER	SIZE A4
B					SCALE:		
A	10-SEP-14	PDF	QL		SHEET: 3/3	WERI PART NO: DISCLAIMER	
REV	DATE	FILE	BY		DRAW: QL		

D