

MSTBC 2,5/14-ST-5,08


Order No.: 1808939

The illustration shows a 15-position version

<http://eshop.phoenixcontact.de/phoenix/treeViewClick.do?UID=1808939>

Plug component, Nominal current: 12 A, Rated voltage (III/2): 320 V, Number of positions: 14, Pitch: 5.08 mm, Color: green, Metal surface: Sn, Corresponding female crimp contacts with current [A] and conductor cross section range [mm²] data: 10A/MSTBC-MT 0,5-1,0 (3190564); 10A/MSTBC-MT 0,5-1,0 BA (3190645); 12A/MSTBC-MT 1,5-2,5 (3190551); 12A/MSTBC-MT 1,5-2,5 BA (3190658). BA = Bandkontakte

Commercial data

| | |
|--------------------------|--|
| GTIN (EAN) |  4 017918 047283 |
| Note | Made-to-order |
| sales group | E125 |
| Pack | 50 pcs. |
| Customs tariff | 85366990 |
| Catalog page information | Page 230 (CC-2009) |

Product notes

WEEE/RoHS-compliant since:
01/01/2003

<http://www.download.phoenixcontact.com>
Please note that the data given here has been taken from the online catalog. For comprehensive information and data, please refer to the user documentation. The General Terms and Conditions of Use apply to Internet downloads.

Technical data

Dimensions / positions

| | |
|-------|---------|
| Pitch | 5.08 mm |
|-------|---------|

| | |
|---------------------|----------|
| Dimension a | 66.04 mm |
| Number of positions | 14 |

Technical data

| | |
|-------------------------------------|---------------------|
| Range of articles | MSTBC 2,5/...-ST |
| Insulating material group | I |
| Rated surge voltage (III/3) | 4 kV |
| Rated surge voltage (III/2) | 4 kV |
| Rated surge voltage (II/2) | 4 kV |
| Rated voltage (III/2) | 320 V |
| Rated voltage (II/2) | 630 V |
| Connection in acc. with standard | EN-VDE |
| Nominal current I_N | 12 A |
| Nominal voltage U_N | 320 V |
| Nominal cross section | 2.5 mm ² |
| Maximum load current | 12 A |
| Insulating material | PA |
| Inflammability class acc. to UL 94 | V0 |
| Nominal voltage, UL/CUL Use Group B | 250 V |
| Nominal current, UL/CUL Use Group B | 10 A |
| Nominal voltage, UL/CUL Use Group D | 300 V |
| Nominal current, UL/CUL Use Group D | 10 A |

Connection data

| | |
|--|---------------------|
| Conductor cross section stranded min. | 0.5 mm ² |
| Conductor cross section stranded max. | 2.5 mm ² |
| Conductor cross section AWG/kcmil min. | 20 |
| Conductor cross section AWG/kcmil max | 14 |
| Minimum AWG according to UL/CUL | 20 |
| Maximum AWG according to UL/CUL | 14 |

Certificates / Approvals



Certification

CB, CSA, CUL, UL, VDE-PZI

| Accessories | | |
|---------------------|--------------------------|--|
| Item | Designation | Description |
| General | | |
| 1879531 | MSTBC-MT 0,2-0,5 | Module socket contact, is inserted into the plug housing MSTBC after crimping the conductor, for conductors from 0.2 to 0.5 mm ² |
| 1879544 | MSTBC-MT 0,2-0,5 BAND | Module socket contact, is inserted into the plug housing MSTBC after crimping the conductor, for conductors from 0.2 to 0.5 mm ² |
| Marking | | |
| 0804293 | SK 5,08/3,8:FORTL.ZAHLEN | Marker card, printed horizontally, self-adhesive, 12 identical decades marked 1-10, 11-20 etc. up to 91-(99)100, sufficient for 120 terminal blocks |
| Plug/Adapter | | |
| 1734634 | CP-MSTB | Keying profile, is inserted into the slot on the plug or inverted header, red insulating material |
| 3190564 | MSTBC-MT 0,5-1,0 | Module female contact, is inserted into the plug housing MSTBC after crimping the conductor, for conductors from 0.5 to 1.0 mm ² |
| 3190645 | MSTBC-MT 0,5-1,0 BA | Module female contact, is inserted into the MSTBC connector shell after the conductor has been crimped, for conductors from 0.5 - 1.0 mm ² , ribbon contact |
| 3190551 | MSTBC-MT 1,5-2,5 | Module female contact, is inserted into the plug housing MSTBC after crimping the conductor, for conductors from 1.5 to 2.5 mm ² |
| 3190658 | MSTBC-MT 1,5-2,5 BA | Module female contact, is inserted into the MSTBC connector shell after the conductor has been crimped, for conductors from 1.5 - 2.5 mm ² , ribbon contact |
| Tools | | |
| 1204038 | CRIMPFOX MT 2,5 | Crimping pliers, for crimping conductors to the module female contacts STG-MTN, crimp range: 0.5-2.5 mm ² , AWG: 20-14 |
| 1205037 | SZS 0,4X2,5 VDE | Screwdriver, bladed, VDE insulated, size: 0.4 x 2.5 x 80 mm, 2-component grip, with non-slip grip |

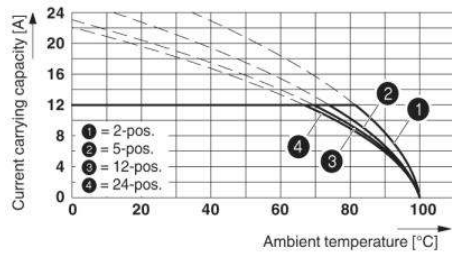
Additional products

| Item | Designation | Description |
|----------------|-----------------------|--|
| General | | |
| 1823969 | ICC 2,5/14-STZ-5,08 | Plug component, Nominal current: 12 A, Rated voltage (III/2): 320 V, Number of positions: 14, Pitch: 5.08 mm, Color: green, Metal surface: Sn, Corresponding male crimp contacts with current [A] and conductor cross section range [mm ²] data: 10A/ICC-MT 0,5-1,0 (3190577); 10A/ICC-MT 0,5-1,0 BA (3190603); 12A/ICC-MT 1,5-2,5 (3190580); 12A/ICC-MT 1,5-2,5 BA (3190593). BA = Bandkontakte |
| 1762486 | MDSTB 2,5/14-G1-5,08 | Header, Nominal current: 10 A, Rated voltage (III/2): 320 V, Number of positions: 14, Pitch: 5.08 mm, Color: green, Metal surface: Sn, Assembly: Soldering, In combination with MVSTB or FKCV plug components, both an MVSTBW (or FKCVW) and an MVSTBR plug (or FKCVR) must be used. Combination with TMSTBP plug components is not possible! |
| 1762622 | MDSTBV 2,5/14-G1-5,08 | Header, Nominal current: 10 A, Rated voltage (III/2): 320 V, Number of positions: 14, Pitch: 5.08 mm, Color: green, Metal surface: Sn, Assembly: Soldering, In combination with MVSTB or FKCV plug components, both an MVSTBW (or FKCVW) and an MVSTBR plug (or FKCVR) must be used. Combination with TMSTBP plug components is not possible! |
| 1770834 | MSTB 2,5/14-G-5,08-LA | Header, Nominal current: 12 A, Rated voltage (III/2): 320 V, Number of positions: 14, Pitch: 5.08 mm, Color: green, Metal surface: Sn, Assembly: Soldering |
| 1788842 | MSTBVK 2,5/14-G-5,08 | Plug component, Nominal current: 12 A, Rated voltage (III/2): 320 V, Number of positions: 14, Pitch: 5.08 mm, Color: green, Metal surface: Sn, Assembly: DIN rail |
| 1788651 | MVSTBU 2,5/14-GB-5,08 | Plug component, Nominal current: 12 A, Rated voltage (III/2): 320 V, Number of positions: 14, Pitch: 5.08 mm, Color: green, Metal surface: Sn, Assembly: Direct mounting |
| 1769586 | SMSTB 2,5/14-G-5,08 | Header, Nominal current: 12 A, Rated voltage (III/2): 320 V, Number of positions: 14, Pitch: 5.08 mm, Color: green, Metal surface: Sn, Assembly: Soldering |
| 1767494 | SMSTBA 2,5/14-G-5,08 | Header, Nominal current: 12 A, Rated voltage (III/2): 320 V, Number of positions: 14, Pitch: 5.08 mm, Color: green, Metal surface: Sn, Assembly: Soldering |
| 3002034 | UK 3-MSTB-5,08 | Feed-through modular terminal block, Type of connection: Special and hybrid connection, Screw connection, Cross section: 0.2 mm ² - 4 mm ² , AWG 24 - 12, Width: 5.08 mm, Color: gray, Mounting type: NS 32, NS 35/15, NS 35/7.5 |
| 3002076 | UK 3-MVSTB-5,08 | Feed-through modular terminal block, Nominal current: 12 A, Nominal voltage: 250 V, Cross-section: 0.2 mm ² - 4 mm ² , AWG: 24 - 12, Mounting type: NS 32, NS 35/15, NS 35/7.5, Pitch: 5.08 mm, Width: 5.1, Color: gray |

| | | |
|---------|--------------------------|---|
| 3002102 | UK 3-MVSTB-5,08-LA 24RD | Feed-through modular terminal block, Nominal current: 12 A, Nominal voltage: 250 V, Cross-section: 0.2 mm ² - 4 mm ² , AWG: 24 - 12, Mounting type: NS 32, NS 35/15, NS 35/7.5, Pitch: 5.08 mm, Width: 5.08, Color: gray |
| 3002063 | UK 3-MVSTB-5,08/EK | Feed-through modular terminal block, Nominal current: 12 A, Nominal voltage: 250 V, Cross-section: 0.2 mm ² - 4 mm ² , AWG: 24 - 12, Mounting type: NS 35/7.5, NS 35/15, NS 32, Pitch: 5.08 mm, Width: 5.1, Color: blue |
| 3002131 | UK 3D-MSTBV-5,08 | Feed-through modular terminal block, Type of connection: Special and hybrid connection, Screw connection, Cross section: 0.2 mm ² - 4 mm ² , AWG 24 - 12, Width: 5.08 mm, Color: gray, Mounting type: NS 32, NS 35/15, NS 35/7.5 |
| 3002144 | UK 3D-MSTBV-5,08-LA 24RD | Feed-through modular terminal block, Type of connection: Screw connection, Screw connection, Number of positions: 1, Cross section: 0.2 mm ² - 4 mm ² , AWG 24 - 12, Width: 5.1 mm, Color: gray, Mounting type: NS 32, NS 35/15, NS 35/7.5 |
| 3002173 | UK 3D-MSTBV-5,08/EK | Feed-through modular terminal block, Type of connection: Screw connection, Screw connection, Cross section: 0.2 mm ² - 4 mm ² , AWG 24 - 12, Width: 5.1 mm, Color: blue, Mounting type: NS 32, NS 35/15, NS 35/7.5 |
| 2770888 | UKK 3-MSTB-5,08 | Double-level modular terminal block with COMBICON plug-in zone, nominal current: 12 A, nominal voltage: 250 V, cross section: 0.2 mm ² - 4 mm ² , AWG: 24 - 12, mounting type: NS 35/7.5, NS 35/15, NS 32, pitch: 5.08 mm, width: 5.08, color: gray |
| 1876615 | UKK 3-MSTB-5,08-PE | Feed-through modular terminal block, Nominal current: 12 A, Nominal voltage: 320 V, Cross-section: 0.2 mm ² - 4 mm ² , AWG: 24 - 12, Mounting type: NS 35/7.5, NS 35/15, NS 32, Pitch: 5.08 mm, Width: 5.08, Color: green-yellow |
| 2770846 | UKK 3-MSTBVH-5,08 | Feed-through modular terminal block, Nominal current: 12 A, Nominal voltage: 250 V, Cross-section: 0.2 mm ² - 4 mm ² , AWG: 24 - 12, Mounting type: NS 35/7.5, NS 35/15, NS 32, Pitch: 5.08 mm, Width: 5.08, Color: gray |
| 1788237 | UMSTBVK 2,5/14-G-5,08 | Plug component, Nominal current: 12 A, Rated voltage (III/2): 320 V, Number of positions: 14, Pitch: 5.08 mm, Color: green, Metal surface: Sn, Assembly: DIN rail |
| 1873016 | ZFKK 1,5-MSTBV-5,08 | Feed-through modular terminal block, Connection method: Special and hybrid connection, MSTB plug entry, Cross section: 0.2 mm ² - 2.5 mm ² , Width: 5.1 mm, Color: gray |

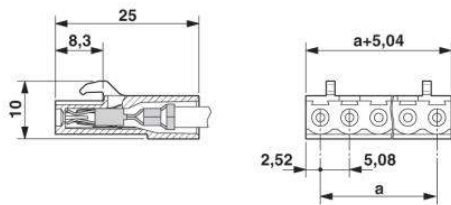
Diagrams/Drawings

Diagram



Type: MSTBC 2,5/...-ST-5,08 with MSTBA 2,5/...-G-5,08;
contact: MSTBC-MT 1,5 - 2,5

Dimensioned drawing



Address

PHOENIX CONTACT Deutschland GmbH
Flachmarktstr. 8
32825 Blomberg, Germany
Phone +49 5235 3 12000
Fax +49 5235 3 41200
<http://www.phoenixcontact.de>



© 2010 Phoenix Contact
Technical modifications reserved;