



Data Sheet

POM-2739L-HD3-LW100-R

PUI Audio's all-new **HD Series** microphones use premium-grade MOSFETs and diaphragms for high sensitivity and superior signal-to-noise ratio. The **HD3** microphones incorporate a three-pin design (drain, source and ground) to reduce self-noise.

Each microphone features GSM buzz-blocking capacitors. Upgrade the ECM microphone that you use today with a PUI Audio **HD Series** microphone.

The 6mm diameter **POM-2739L-HD3-LW100-R** is an omni-directional microphone designed for extreme fidelity and focused recording of acoustic sources on and off-axis from the microphone.

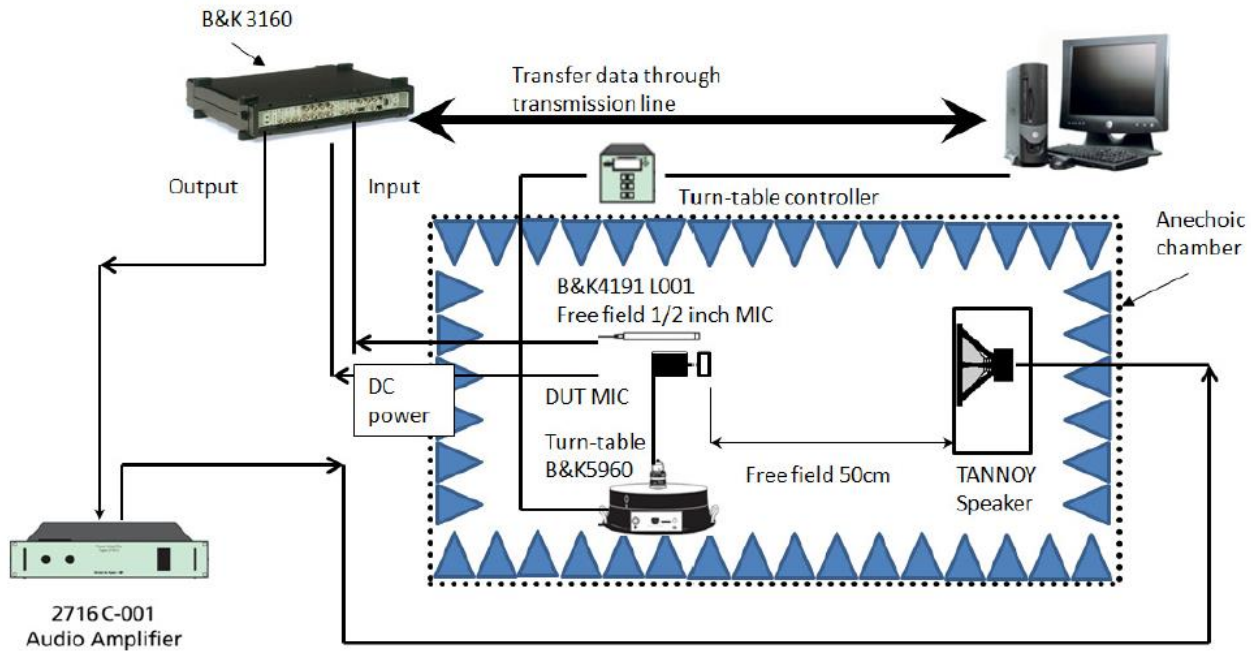
Features:

- Convenient 100mm lead wires for quick electrical connection
- -39 dB sensitivity
- 73 dB signal-to-noise ratio
- Omni-directional pickup pattern
- Exceptional 130 dB acoustic overload point (AOP)

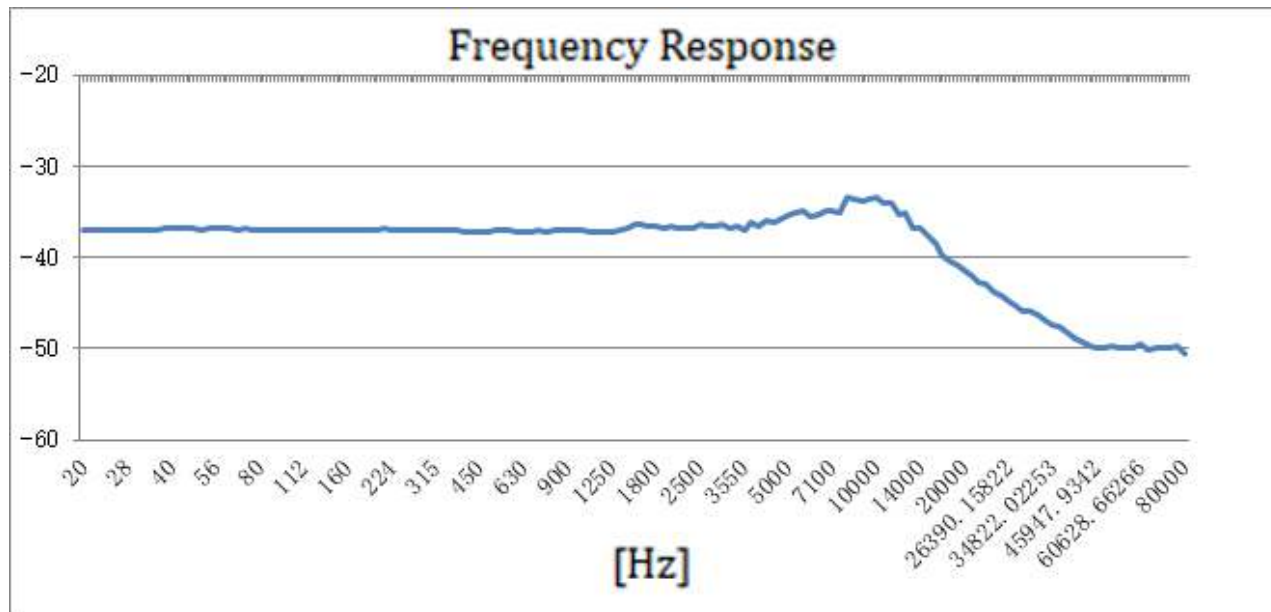
Specifications

Parameters	Values	Units
Sensitivity (1 kHz @ 50cm) 0 dB=1V/Pa	-39 ±3	dB
Rated Voltage	3V	VDC
Output Impedance (@ 1 kHz)	2.2	kΩ
Current consumption (3VS with 3 kΩ RL)	500	μA
Signal-to-Noise Ratio (1kHz, 94 dB input, A-weighted)	73	dB
Decreasing Voltage (3V to 2V)	-3	dB
Frequency Range	20 ~ 20,000	Hz
Operating Voltage Range	1 ~ 10	VDC
Maximum SPL Input (THD<3%)	130	dB
Directivity	Omni-directional	-
Operating Temperature	-30 ~ +70	°C
Storage Temperature	-40 ~ +85	°C
Weight	<0.5	Grams

Measurement Method (in Anechoic Chamber)



Typical Frequency Response (Measured at 50cm with 3V input and 94 dB source)

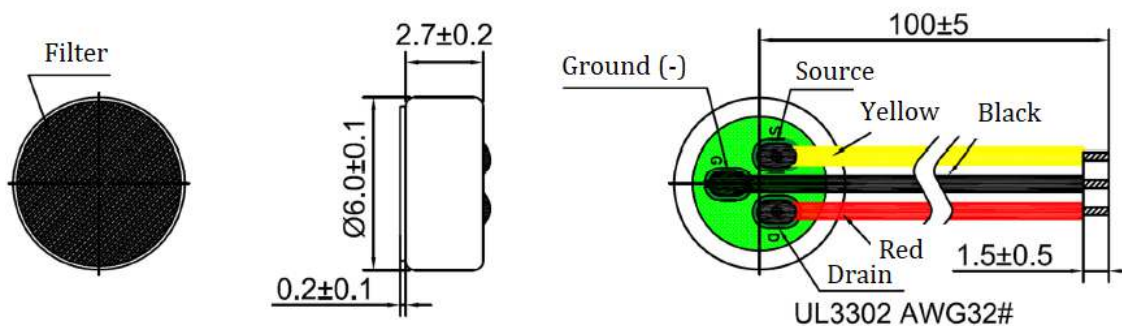


Reliability Testing

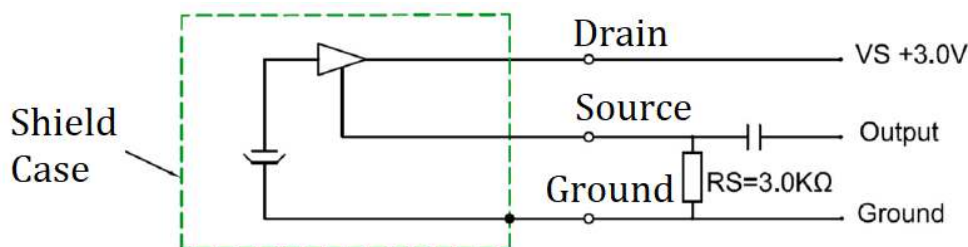
Type of Test	Test Specifications
High Temperature Test	200 hours at +70°C ± 3°C followed by two hours in normal room temperature
Low Temperature Test	200 hours at -25°C ± 3°C followed by two hours in normal room temperature
Humidity Test	200 hours at +40°C ± 3°C with relative humidity at 90% to 95% followed by 2 hours in normal room temperature
Temperature Cycle Testing	30 minutes at -25°C, 10 minutes at 20°C, 30 minutes at +70°C, 10 minutes at 20°C for five cycles, followed by 2 hours in normal room temperature
Vibration Test	10 to 55 Hz for 1 minute with 1.52mm distance, followed by a two hour 3 axis test in packaging
Drop Test	Drop microphones in packaging onto concrete floor from 1 meter height in each of 3 axis
ESD Test (according to IEC 6100)	<ol style="list-style-type: none"> Contact discharge - Discharge 6000 VDC from capacitor into microphone output through 330Ω resistor ten times. Air discharge - Discharge 8000 VDC into sound hole of the microphone ten times.

After each test, the speaker's SPL shall be ±3 dB of the original SPL

Dimensions (in mm)



Recommended Drive Circuit



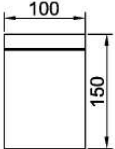
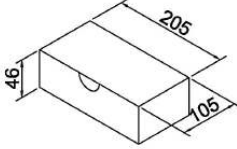
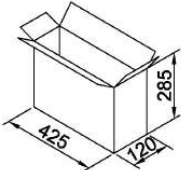
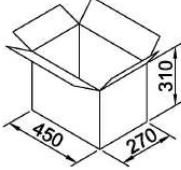
Microphone Handling Precautions

High temperature and/or static electricity may damage microphones. To ensure careful handling, we suggest following these precautions:

- Ensure the power rating of the soldering iron is below 90 watts
- The temperature of the soldering iron must be limited to $360^{\circ}\text{C} \pm 10^{\circ}\text{C}$ ($680^{\circ}\text{F} \pm 50^{\circ}\text{F}$)
- Soldering duration for each terminal shall be at or under 2 seconds
- Avoid the rear sound holes when soldering
- If practical, use a metal fixture to hold the microphone in-place and to act as a heatsink. A fixture should have appropriate diameter holes drilled through the entire fixture to prevent pressure from being placed on the diaphragm (as below)



Packaging

	Drawing	Qty (pcs.)	Size(mm) L×W×H	Material
Packing		100	150×100	Anti-static
Inner Package		1000 (10×100)	205×105×46	Paper
Middle Package		10000 (10×1000)	425×120×285	Paper
Outer Package		20000 (2×10000)	450×270×310	Paper

Specifications Revisions

Revision	Description	Date
-	Released from Engineering	6/21/2021

Note:

1. Unless otherwise specified:
 - A. All dimensions are in millimeters.
 - B. Default tolerances are $\pm 0.5\text{mm}$ and angles are $\pm 3^\circ$.
2. Specifications subject to change or withdrawal without notice.
3. This part is RoHS 2015/863/EU Compliant.