

1469025-1 ✓ ACTIVE

Z-PACK | Z-PACK HM-Zd

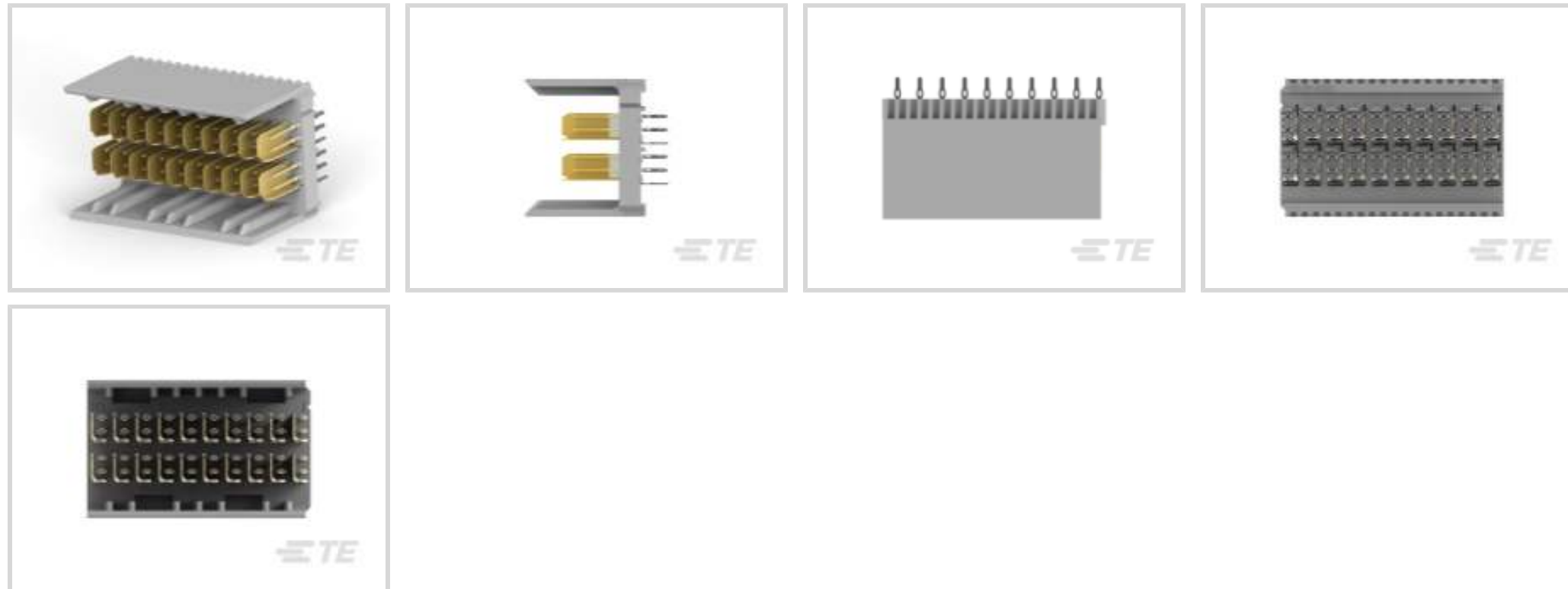
TE Internal #: 1469025-1

High Speed Backplane Connectors, 40 Position, Mating Alignment, Guide Lugs Mating Alignment Type, 4 Row, 10 Column, PCB Mount Header, Z-PACK HM-Zd

[View on TE.com >](#)



Connectors > PCB Connectors > Backplane Connectors > High Speed Backplane Connectors



Connector System: **Board-to-Board**

Number of Positions: **40**

Row-to-Row Spacing: **1.5 mm [.059 in]**

Mating Alignment: **With**

Mating Alignment Type: **Guide Lugs**

Features

Product Type Features

Connector System	Board-to-Board
PCB Connector Assembly Type	PCB Mount Header
Shroud Style	Partially Shrouded
Connector & Contact Terminates To	Printed Circuit Board

Configuration Features

Pairs per Column	2
Number of Ground Positions	20
Card Slot Centerline	20.3 mm [.8 in]
Number of Pairs	20
Number of Signal Positions	40
Number of Positions	40
Number of Rows	4
Number of Columns	10
PCB Mount Orientation	Vertical



Guide Location	Unguided
----------------	----------

Electrical Characteristics

Operating Voltage	250 VAC
-------------------	---------

Signal Characteristics

Data Rate	≤12 Gb/s
-----------	----------

Body Features

Shield Material	Phosphor Bronze
-----------------	-----------------

Primary Product Color	Gray
-----------------------	------

Contact Features

Contact Mating Area Length	5.3 mm[.21 in]
----------------------------	----------------

Contact Layout	Matrix
----------------	--------

Contact Type	Pin
--------------	-----

Contact Mating Area Plating Material Thickness	.76 μm[30 μin]
--	----------------

Contact Mating Area Plating Material	Gold
--------------------------------------	------

Contact Base Material	Phosphor Bronze
-----------------------	-----------------

Contact Current Rating (Max)	.7 A
------------------------------	------

Termination Features

Termination Post & Tail Length	2.5 mm[.098 in]
--------------------------------	-----------------

Termination Method to Printed Circuit Board	Through Hole - Press-Fit
---	--------------------------

Mechanical Attachment

Mating Alignment	With
------------------	------

Mating Alignment Type	Guide Lugs
-----------------------	------------

Connector Mounting Type	Board Mount
-------------------------	-------------

Housing Features

Housing Material	Polyester - GF
------------------	----------------

Centerline (Pitch)	2.5 mm[.098 in]
--------------------	-----------------

Dimensions

Connector Length	24.95 mm[.988 in]
------------------	-------------------

Connector Height	13.4 mm[.527 in]
------------------	------------------

Connector Width	15.43 mm[.607 in]
-----------------	-------------------

Row-to-Row Spacing	1.5 mm[.059 in]
--------------------	-----------------

Usage Conditions



Operating Temperature Range	-65 – 105 °C[-85 – 221 °F]
-----------------------------	----------------------------

Operation/Application

Circuit Application	Signal
---------------------	--------

Industry Standards

UL Flammability Rating	UL 94V-0
------------------------	----------

Packaging Features

Packaging Method	Tube
------------------	------

Product Compliance

[For compliance documentation, visit the product page on TE.com>](#)

EU RoHS Directive 2011/65/EU	Not Compliant
EU ELV Directive 2000/53/EC	Compliant with Exemptions
China RoHS 2 Directive MIIT Order No 32, 2016	Restricted Materials Above Threshold
EU REACH Regulation (EC) No. 1907/2006	Current ECHA Candidate List: JUNE 2023 (235) Candidate List Declared Against: JUNE 2023 (235) SVHC > Threshold: Pb (13% in Component Part) Article Safe Usage Statements: Do not eat, drink or smoke when using this product. Wash thoroughly after handling. Recycle if possible and dispose of the article by following all applicable governmental regulations relevant to your geographic location.
Halogen Content	Not Low Halogen - contains Br or Cl > 900 ppm.
Solder Process Capability	Not applicable for solder process capability

Product Compliance Disclaimer

This information is provided based on reasonable inquiry of our suppliers and represents our current actual knowledge based on the information they provided. This information is subject to change. The part numbers that TE has identified as EU RoHS compliant have a maximum concentration of 0.1% by weight in homogenous materials for lead, hexavalent chromium, mercury, PBB, PBDE, DBP, BBP, DEHP, DIBP, and 0.01% for cadmium, or qualify for an exemption to these limits as defined in the Annexes of Directive 2011/65/EU (RoHS2). Finished electrical and electronic equipment products will be CE marked as required by Directive 2011/65/EU. Components may not be CE marked. Additionally, the part numbers that TE has identified as EU ELV compliant have a maximum concentration of 0.1% by weight in homogenous materials for lead, hexavalent chromium, and mercury, and 0.01% for cadmium, or qualify for an exemption to these limits as defined in the Annexes of Directive 2000/53/EC (ELV). Regarding the REACH Regulation, the information TE provides on SVHC in articles for this part number is based on the latest European Chemicals Agency (ECHA) 'Guidance on requirements for substances in articles' posted at this URL: <https://echa.europa.eu/guidance-documents/guidance-on-reach>

Compatible Parts



TE Part # 1469028-1
HM-ZD 2PR RECP 40P



TE Part # 2065769-1
Zd Plus 2 pair receptacle assy



TE Part # 91348-1
SEATING TOOL, HMZD HDR, 2 PAIR



TE Part # 6469028-1
HM-ZD 2PR RECP 40P



TE Part # 1583237-1
TOOL,EXTRACTION,INDIVIDUAL PIN



TE Part # 1583255-1
TOOL,INSERTION,INDIVIDUAL PIN

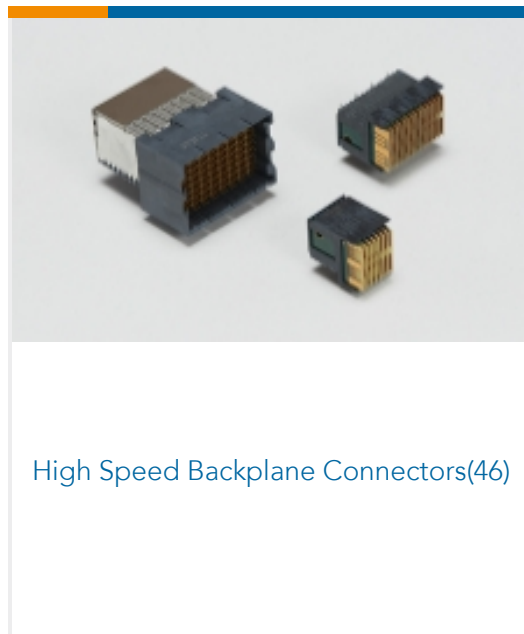


TE Part # 1583234-1
TL ASSY,HEADER REMOVAL, 2 PAIR

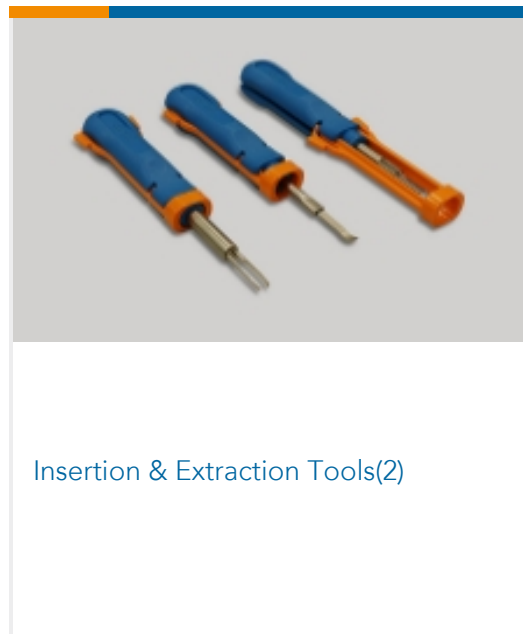
Also in the Series | Z-PACK HM-Zd



Hard Metric Backplane Connectors(1)



High Speed Backplane Connectors(46)



Insertion & Extraction Tools(2)

Customers Also Bought



TE Part #1410975-3
MULTIGIG RT2 7RW DC RTM CT



TE Part #120953-2
TE UPM Ver Receptacle 5P HC Power



TE Part #6469048-1
HMZD 4PR RA HDR 80P ASSY LF



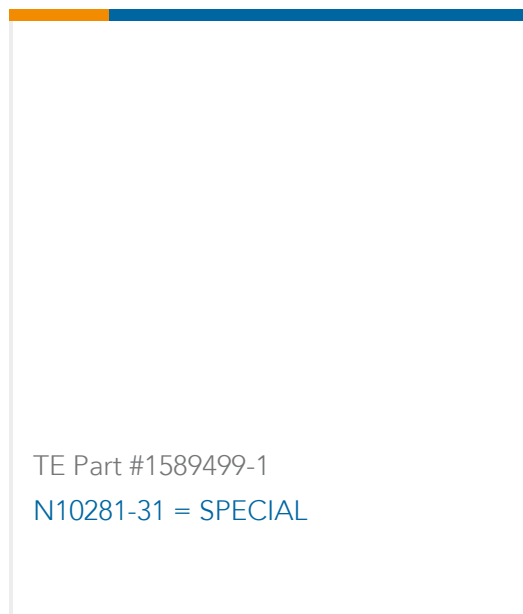
TE Part #5558503-1
MJ ASSY,4P,8 POS,CAT 5E,PCB GND



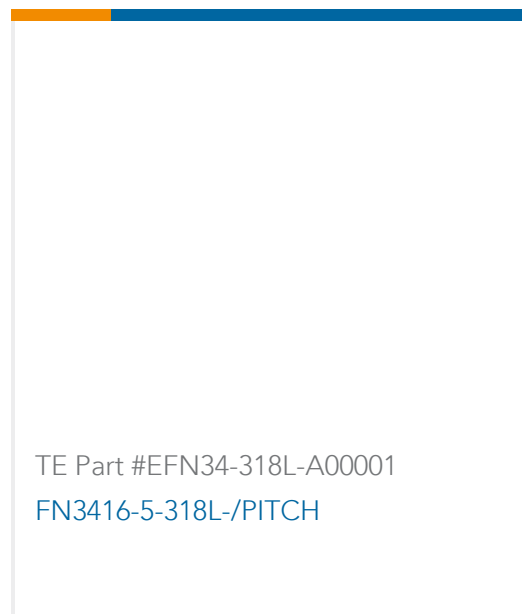
TE Part #1410189-4
MULTIGIG RT T2 7RW H-LFT,ET2



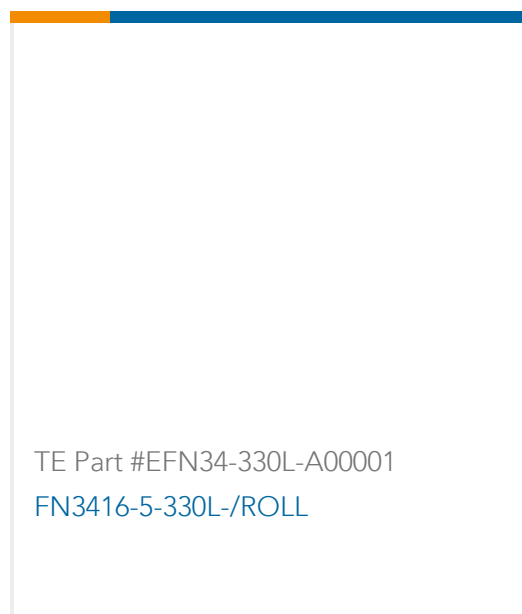
TE Part #5536511-1
2MM FB,ASY,024,SIG,REC,EN,3.55



TE Part #1589499-1
N10281-31 = SPECIAL



TE Part #EFN34-318L-A00001
FN3416-5-318L-/PITCH



Documents

Product Drawings

[HM-ZD 2PR HDR 40P 2.5MM](#)

English

CAD Files

[3D PDF](#)

3D

Customer View Model

[ENG_CVM_CVM_1469025-1_E_c-1469025-1-e.2d_dxf.zip](#)

English

Customer View Model

[ENG_CVM_CVM_1469025-1_E_c-1469025-1-e.3d_igs.zip](#)

English

Customer View Model

[ENG_CVM_CVM_1469025-1_E_c-1469025-1-e.3d_stp.zip](#)

English

By downloading the CAD file I accept and agree to the [Terms and Conditions](#) of use.

Product Specifications

[Application Specification](#)

English

Product Environmental Compliance

[MD_1469025-1_11202014539_dmtec](#)

English

[MD_1469025-1_11202014539_dmtec](#)

English