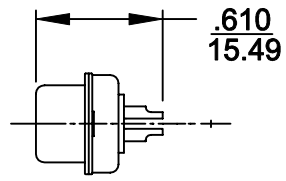
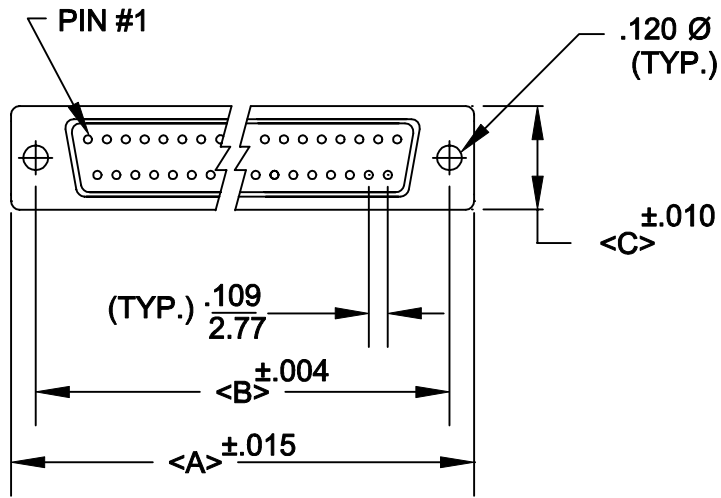



DESCRIPTION: CABLE MOUNT FILTERED D-SUB CONNECTOR



	A	B	C
9	1.204	.984	.480
	30.6	25.0	12.20
15	1.535	1.312	.480
	39.0	33.3	12.20
25	2.078	1.850	.480
	52.8	47.0	12.20
37	2.724	2.50	.480
	69.2	63.5	12.20

477-XXX-X02-001

SERIES _____

POSITIONS _____

009
015
025
037

GENDER _____

1 = MALE
2 = FEMALE

TERMINATION _____

0 = SOLDER CUP

SHELL PLATING _____

2 = TIN

HARDWARE OPTIONS _____

00 = NO HARDWARE

PLATING OPTIONS _____

1 = GOLD FLASH

SPECIFICATIONS:

MATERIALS:

- SHELL: STEEL, TIN PLATED
- INSULATOR: UL 94V-0 RATED PBTP
- GLASS-FIBER REINFORCED

ELECTRICALS:

- INDIVIDUAL CAPACITOR VALUE = 1000 pF
- OTHER VALUES AVAILABLE: CONSULT FACTORY
- CURRENT RATING: 5 AMPS
- CONTACT RESISTANCE: <10 mOHMS
- INSULATOR RESISTANCE: 1000 OHMS
- VOLTAGE: 1 KV / AC
- TEMPERATURE: -55°C TO +125°C

	THESE DRAWINGS AND SPECIFICATIONS ARE THE PROPERTY OF NorComp AND SHALL NOT BE REPRODUCED, COPIED OR USED AS THE BASIS FOR THE MANUFACTURE OF SALE OF APPARATUS WITHOUT WRITTEN PERMISSION.		DRAWN: WAYNE ROBBINS	DATE: 9-01-98
			CHECKED:	DATE:
NorComp	SCALE: 1:1	SHEET 1 OF 1	REV 2	
	DWG NO. 477-XXX-102-001			