

SOT23 NPN SILICON PLANAR HIGH FREQUENCY TRANSISTOR

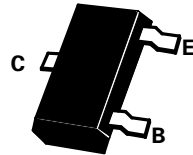
FMMT5179

ISSUE 3 - JANUARY 1996

FEATURES

- * High $f_T=900\text{MHz}$ Min
- * Max capacitance=1pF
- * Low noise 4.5dB

PARTMARKING DETAIL - 179



SOT23

ABSOLUTE MAXIMUM RATINGS.

PARAMETER	SYMBOL	VALUE	UNIT
Collector-Base Voltage	V_{CBO}	20	V
Collector-Emitter Voltage	V_{CEO}	12	V
Emitter-Base Voltage	V_{EBO}	2.5	V
Continuous Collector Current	I_C	50	mA
Power Dissipation	P_{tot}	330	mW
Operating and Storage Temperature Range	$T_j; T_{stg}$	-55 to +150	°C

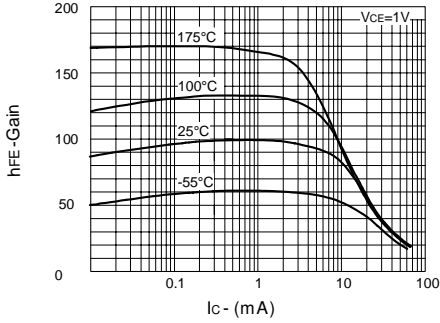
ELECTRICAL CHARACTERISTICS (at $T_{amb} = 25^\circ\text{C}$ unless otherwise stated).

PARAMETER	SYMBOL	MIN.	MAX.	UNIT	CONDITIONS.
Collector-Emitter Sustaining Voltage	$V_{CEO(SUS)}$	12		V	$I_C=3\text{mA}, I_B=0$
Collector-Base Breakdown Voltage	$V_{(BR)CBO}$	20		V	$I_C=1\mu\text{A}, I_E=0$
Emitter-Base Breakdown Voltage	$V_{(BR)EBO}$	2.5		V	$I_E=10\mu\text{A}, I_C=0$
Collector Cut-Off Current	I_{CBO}		0.02 1.0	μA μA	$V_{CB}=15\text{V}, I_E=0$ $V_{CB}=15\text{V}, I_E=0, T_{amb}=150^\circ\text{C}$
Static Forward Current Transfer Ratio	h_{FE}	25	250		$I_C=3\text{mA}, V_{CE}=1\text{V}$
Collector-Emitter Saturation Voltage	$V_{CE(sat)}$		0.4	V	$I_C=10\text{mA}, I_B=1\text{mA}$
Base-Emitter Saturation Voltage	$V_{BE(sat)}$		1.0	V	$I_C=10\text{mA}, I_B=1\text{mA}$
Transition Frequency	f_T	900	2000	MHz	$I_C=5\text{mA}, V_{CE}=6\text{V}, f=100\text{MHz}$
Collector-Base Capacitance	C_{cb}		1	pF	$I_E=0, V_{CB}=10\text{V}, f=1\text{MHz}$
Small Signal Current Gain	h_{fe}	25	300		$I_C=2\text{mA}, V_{CE}=6\text{V}, f=1\text{KHz}$
Collector Base Time Constant	$r_b'C_c$	3	14	ps	$I_E=2\text{mA}, V_{CB}=6\text{V}, f=31.9\text{MHz}$
Noise Figure	N_F		4.5	dB	$I_C=1.5\text{mA}, V_{CE}=6\text{V}$ $R_S=50\Omega, f=200\text{MHz}$
Common-Emitter Amplifier Power Gain	G_{pe}	15		dB	$I_C=5\text{mA}, V_{CE}=6\text{V}$ $f=200\text{MHz}$

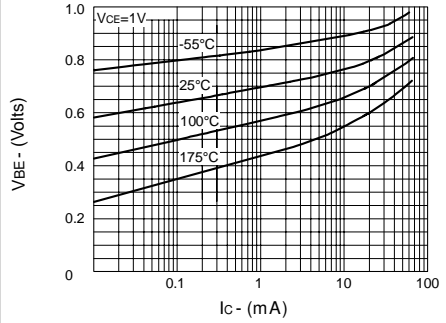
Spice parameter data is available upon request for this device

FMMT5179

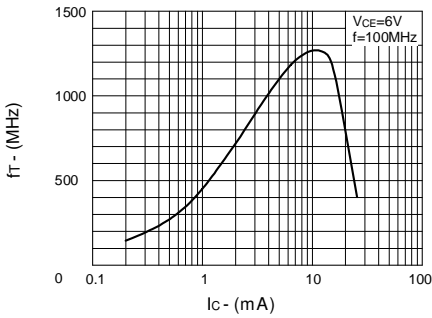
TYPICAL CHARACTERISTICS



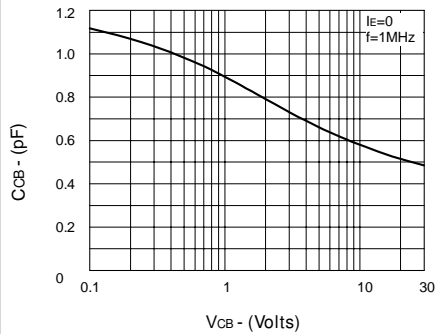
h_{FE} v I_C



$V_{BE(on)}$ v I_C



f_T v I_C



C_{CB} v V_{CB}