


ALUMINUM ELECTROLYTIC CAPACITORS



HZ Ultra Low Impedance,
For PC motherboard
series



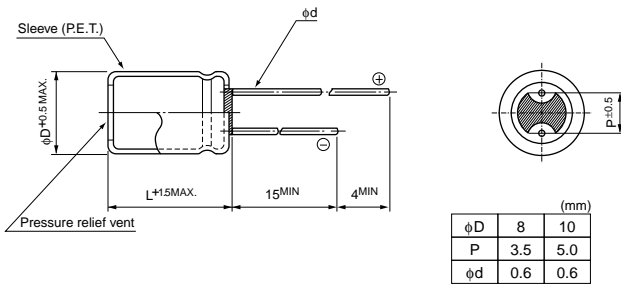
- Lower impedance than HN series.
- Compliant to the RoHS directive (2002/95/EC).



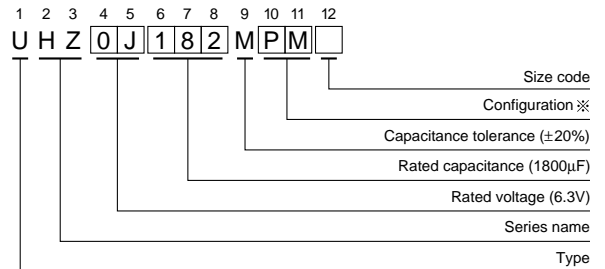
Specifications

Item	Performance Characteristics							
Category Temperature	-25 to +105°C							
Rated Voltage Range	6.3 to 16V							
Rated Capacitance Range	470 to 3300µF							
Capacitance Tolerance	±20% (120Hz, 20°C)							
Leakage Current	After 2 minutes' application of rated voltage, leakage current is less than 0.03CV							
Tangent of loss angle (tan δ)	For capacitance of more than 1000µF, add 0.02 for every increase of 1000µF							
	Rated voltage (V)	6.3	10	16	120Hz 20°C			
	tan δ (MAX.)	0.22	0.19	0.16				
Stability at Low Temperature	Rated voltage (V)	6.3	10	16	120Hz			
	Impedance ratio ZT / Z20 (MAX.)	Z-25°C / Z+20°C	3	3		3		
Endurance	The specifications listed at right shall be met when the capacitors are restored to 20°C after D.C. bias plus rated ripple current is applied for 2000 hours at 105°C, the peak voltage shall not exceed the rated voltage.							
					Capacitance change	Within ±30% of the initial capacitance value		
					tan δ	200% or less than the initial specified value		
Leakage current	Less than or equal to the initial specified value							
	Marking							
Printed with gold color letter on black sleeve.								

Radial Lead Type



Type numbering system (Example : 6.3V 1800µF)



※ Configuration

φ D	Pb-free leadwire Pb-free PET sleeve
8 - 10	PM

Standard Ratings

Cap. (µF)	Code	V (Code)			6.3 (0J)			10 (1A)			16 (1C)		
		Item	Case size φD × L (mm)	Impedance (mΩ) MAX. 20°C / 100kHz	Rated ripple (mArms) 105°C / 100kHz	Case size φD × L (mm)	Impedance (mΩ) MAX. 20°C / 100kHz	Rated ripple (mArms) 105°C / 100kHz	Case size φD × L (mm)	Impedance (mΩ) MAX. 20°C / 100kHz	Rated ripple (mArms) 105°C / 100kHz		
470	471												
680	681				▲ 10 × 12.5	12	2288	▲ 10 × 12.5	12	2288	▲ 10 × 12.5	12	2280
820	821				10 × 12.5	12	2280	10 × 12.5	12	2280	10 × 12.5	12	2280
1000	102	▲ 10 × 12.5	14	2210	● 10 × 16	10	2960	▲ 8 × 20	9	2880	▲ 8 × 20	9	2880
1200	122	8 × 15	14	2210	○ 8 × 20	9	2880	● 10 × 16	10	2960	● 10 × 16	10	2960
1500	152	▲ 10 × 12.5	12	2280	▲ 8 × 20	9	2880	▲ 10 × 16	10	2960	▲ 10 × 16	10	2960
1800	182	● 10 × 16	10	2960	▲ 8 × 20	9	2880	▲ 10 × 16	10	2960	▲ 10 × 16	10	2960
2200	222	▲ 8 × 20	9	2880	● 10 × 20	7	3770	▲ 8 × 20	9	2880	▲ 8 × 20	9	2880
2700	272	● 10 × 16	10	2960	● 10 × 20	7	3770	● 10 × 20	7	3770	● 10 × 20	7	3770
3300	332	10 × 20	7	3770	10 × 25	6.5	4140	10 × 25	6.5	4140	10 × 25	6.5	4140

Please refer to page 20, 21, 22 about the formed or taped product spec.
Please refer to page 4 for the minimum order quantity.

- ▲ : In this case, [6] will be put at 12th digit of type numbering system.
- : In this case, [3] will be put at 12th digit of type numbering system.
- : In this case, [9] will be put at 12th digit of type numbering system.

CAT.8100Z