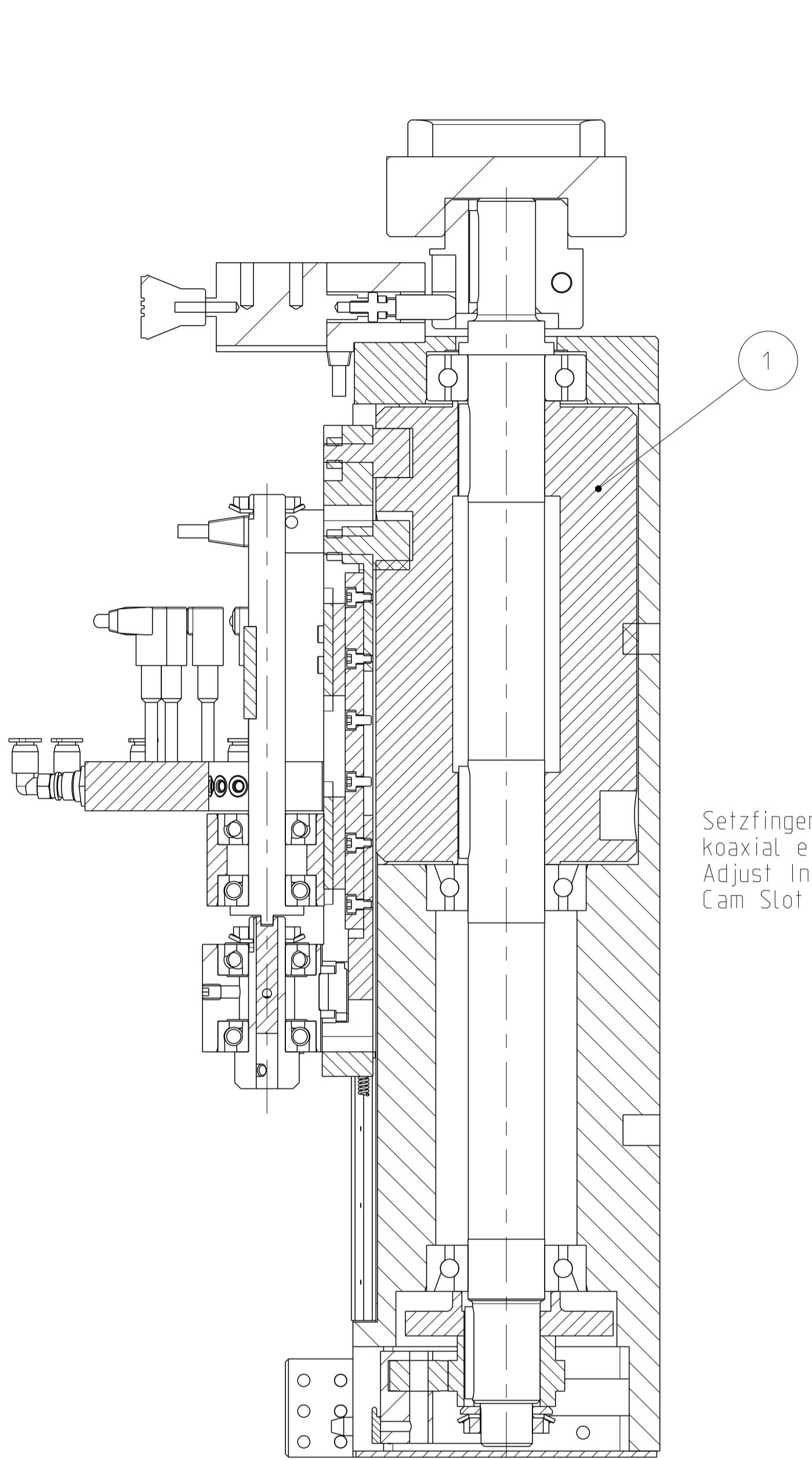
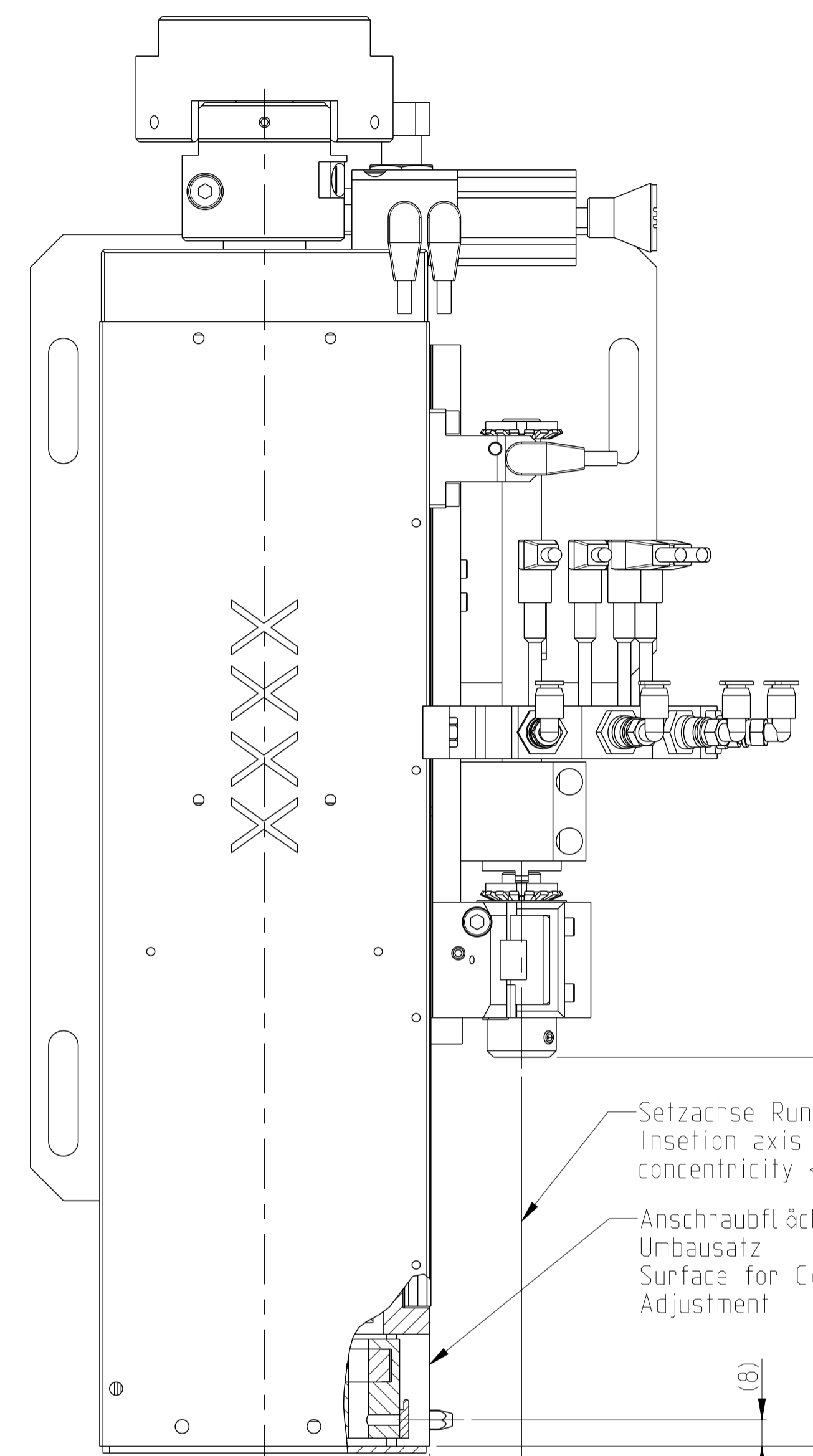
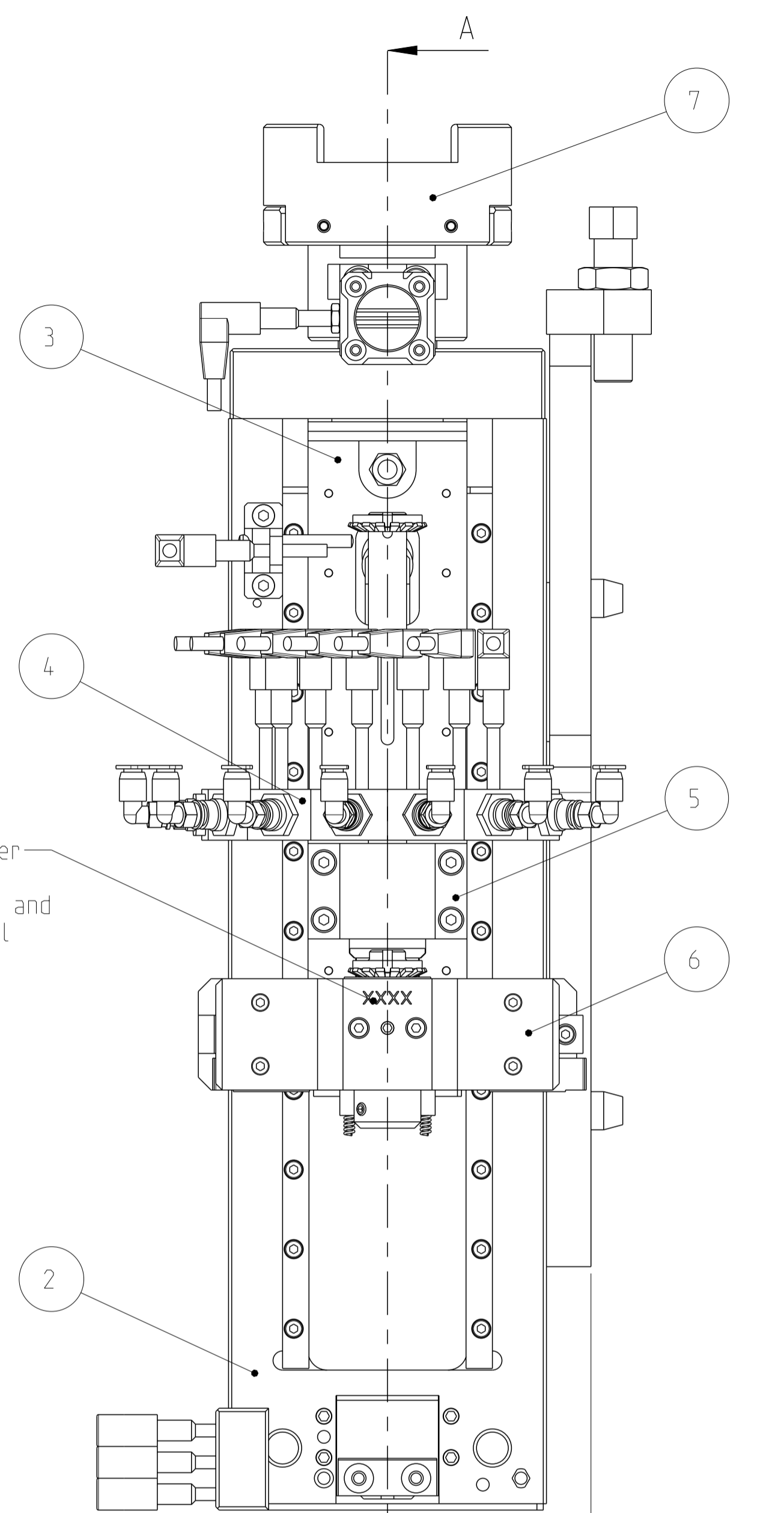


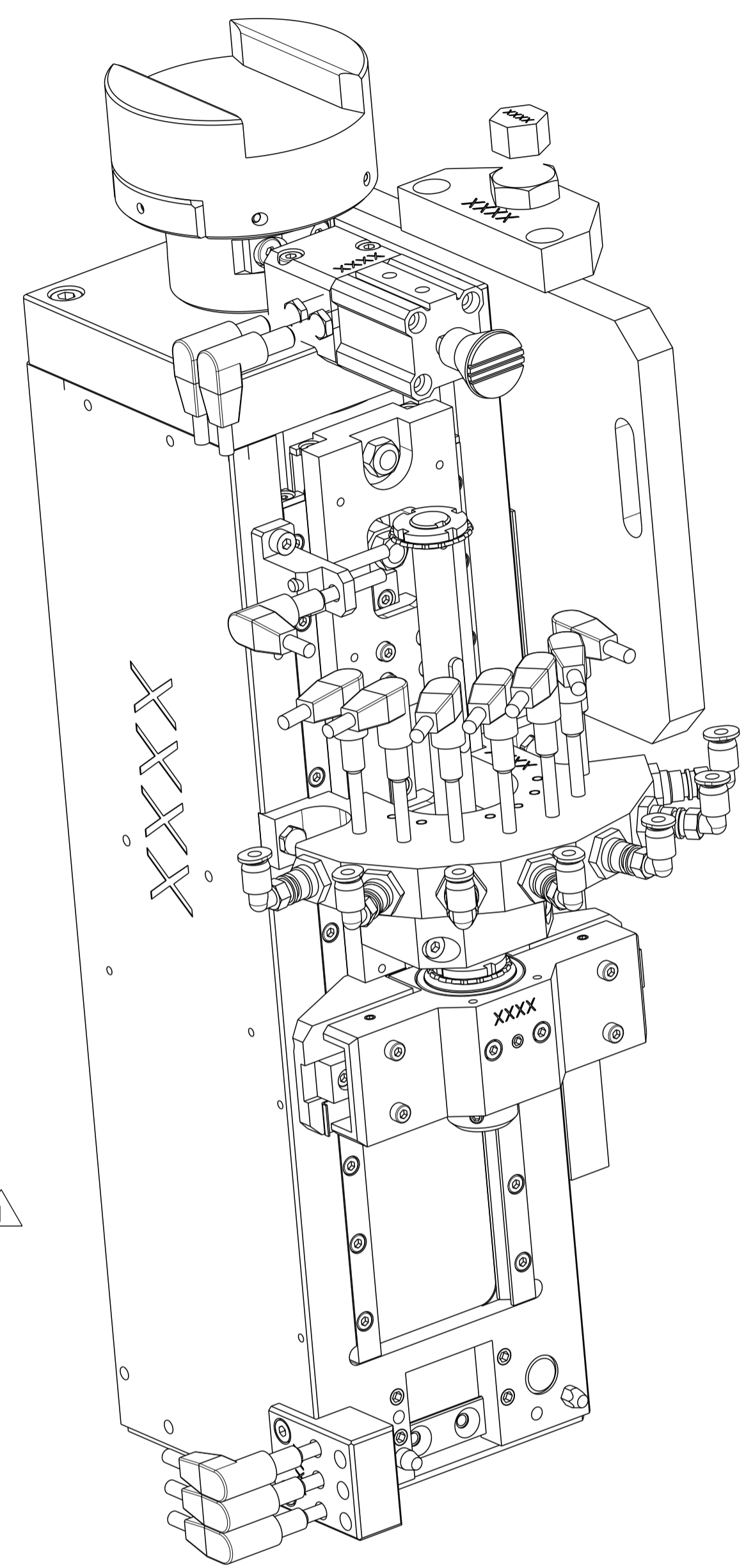
LOC	DIST	REVISIONS					
		P	LTN	DESCRIPTION	DATE	DWN	APVD
		C1		REVISED PER ECR-13-014269	11SEP2013	MB	SB
		D		REVISED PER ECR-16-001965	24FEB2016	KL	SB



Setzfinger zu Nutzylinder
 koaxial einstellen
 Adjust Insertion Finger and
 Cam Slot cylindr coaxial



Setzachse Rundlauf <0.1
 Insertion axis
 concentricity <0.1
 Anschraubflche
 Umbausatz
 Surface for Conversion Kit
 Adjustment



Bemerkungen:
 Notes:

⚠ Bei Montage abstimmen
 During assembly adjust

2. Basiswerkzeuge ohne Umbausatz und Nutzylinder!
 Diese PN's werden in der Maschinenstueckliste oder im Angebot separat aufgefuehrt,
 da sie vom zu verarbeitenden Kontakt und den zu setzenden Winkeln abhaengig sind.

Base tool without conversion kit and cam slot cylinder!
 These PN's will be executed separately in the machine part list or quotation
 because they depend on the product to be processed and the angles to be set.

POS	QTY	TE/PN	PART REV	DESCRIPTION	WEAR	SPARE
1	1	539463-3	A	Actuation Wave Antriebswelle	-	-
2	1	1372501-1	A	HOUSING GEHAUEUSE	-	-
3	1	1372502-1	A	CARRIAGE WAGEN	-	-
4	1	1372503-1	A	SQUARE SEGMENT WINKELSEGMENT	-	-
5	1	539574-8	B	BEARING SLOT CAM LAGERUNG NUBYLINDER	-	-
6	1	539574-9	C	BEARING RAM ASSEMBLY Lagerung Kontaktfinger	-	-
7	1	1372057-3	B1	KUPPLUNG MIT VERRIEGELUNG LOCKING COUPLING	-	-

THIS DRAWING IS A CONTROLLED DOCUMENT. DWG: RAGHAVENDRA 01DEC2011
 CHK: KURT L 01DEC2011
 APVD: SIEGERIED B 01DEC2011
 NAME: SIEGERIED B

STE TE Connectivity

Basissetzwerkzeug
 base insertion tool

SIZE: A1 CAGE CODE: 00779 DRAWING NO: 539997-8
 WEIGHT: -

Customer Drawing SCALE: 7:10 SHEET: 1 OF 1 REV: D