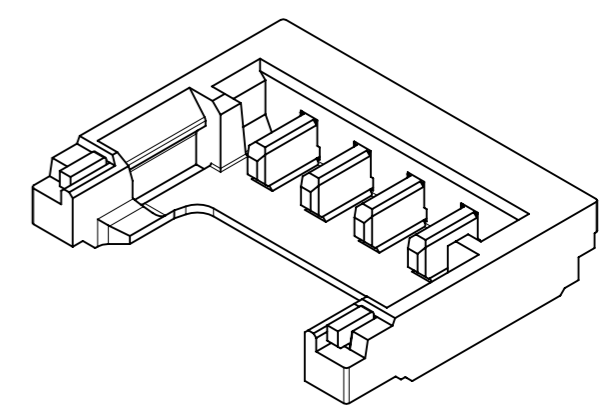
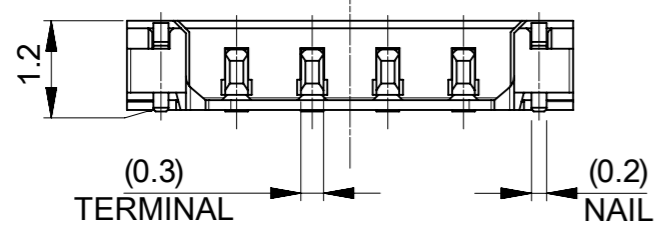
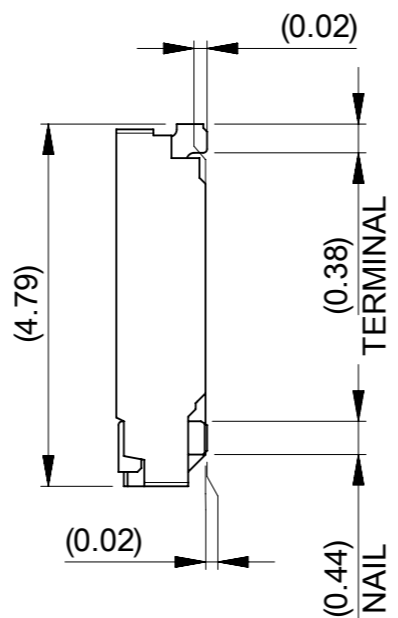
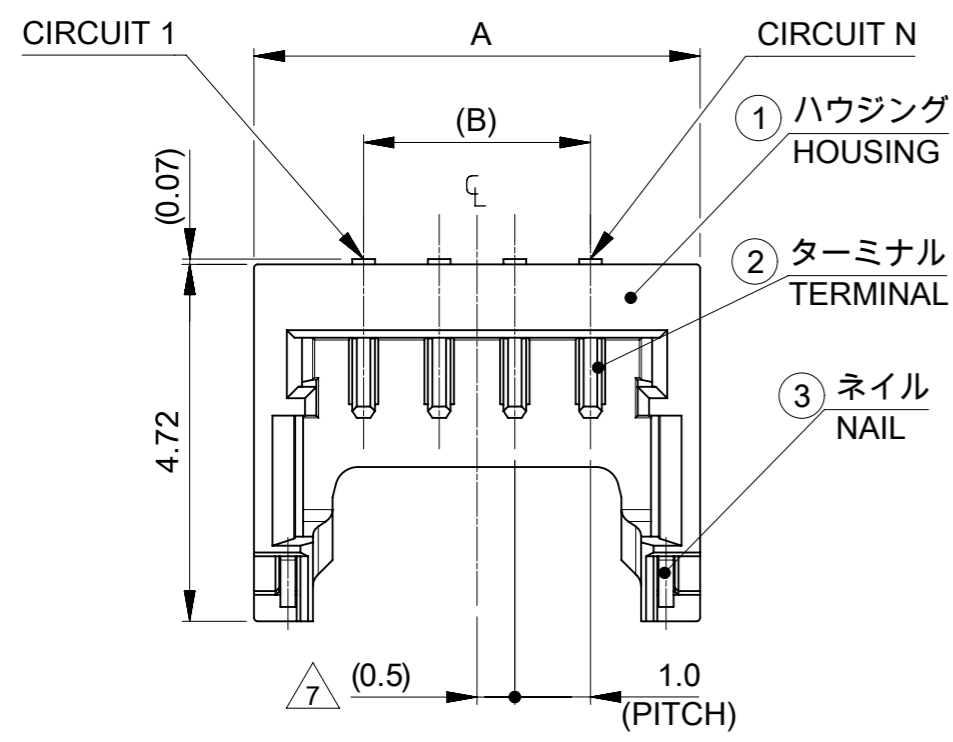


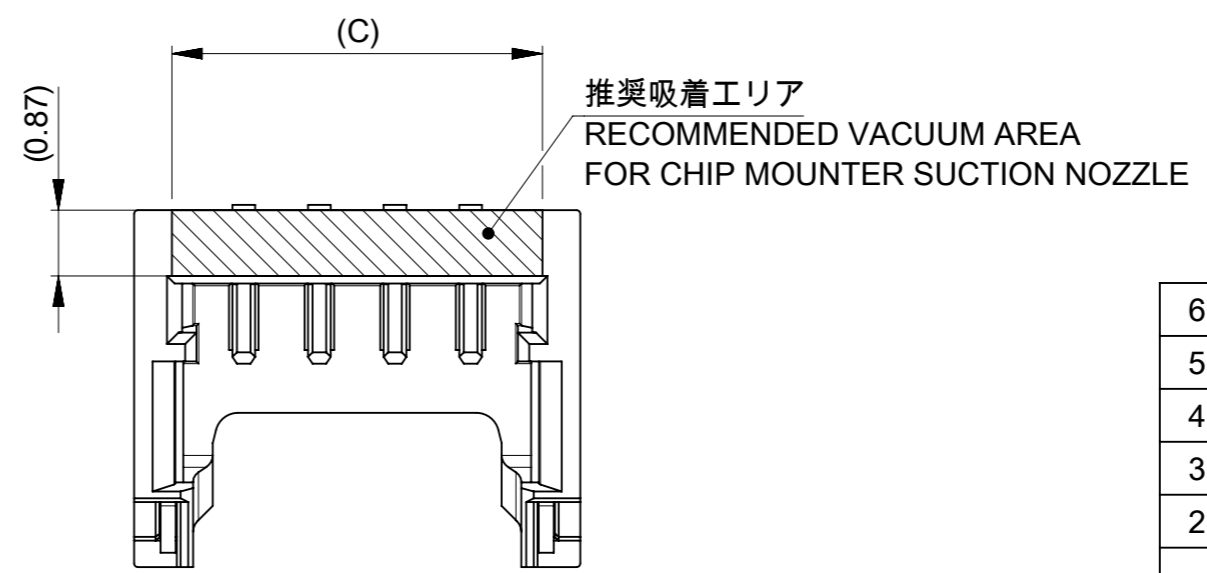
キャビティ&金型番号
CAV&MOLD No

トレードマーク
TRADE MARK



注記
NOTES

- 1 材料および仕上げ(めっき仕様)
MATERIAL AND FINISHES: SEE TABLE 1
- 2 製品仕様書 : 2121320000-PS/PS /000
PRODUCT SPECIFICATION: 2121320000-PS/PS/000
- 3 梱包形態 SHEET 3 参照
PACKAGING INFORMATION : SEE SHEET 3
- 4 嵌合相手 : 212132シリーズ
MATE WITH:212132 SERIES
- 5 アプリケーション仕様書(コネクタ取扱い説明書) : 2166940000-AS/PS/000
APPLICATION SPECIFICATION(CONNECTOR MANUAL) : 2166940000-AS/PS/000
- 6 端子テール部及びネイルの平坦度:0.1 MAX.
TAIL AND NAIL COPLANARITY TO BE 0.1 MAX.
- 7 極数 = 偶数に適用
APPLY FOR CIRCUIT SIZE = EVEN



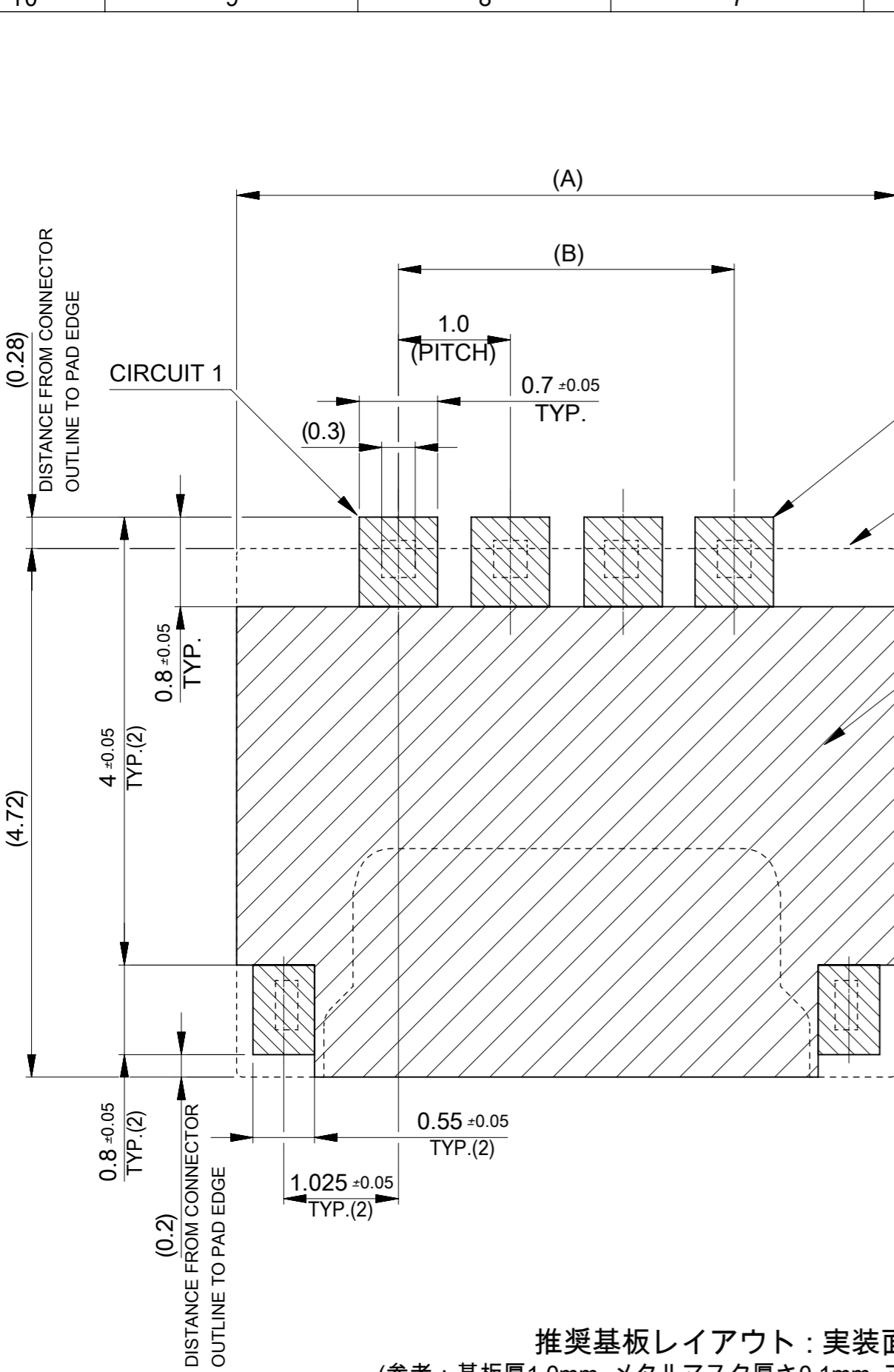
1 TABLE 1

番号 NO.	部品 PART	材質 MATERIAL	
1	ハウジング HOUSING	ポリアミド(PA)ガラス入り, UL94V-0, 色 : 黒 POLYAMIDE(PA) GLASS FILLED, UL94V-0, COLOR : BLACK	
2	ターミナル TERMINAL	銅合金 COPPER ALLOY	
		下地めっき UNDER PLATING	ニッケルめっき(下地) : 1.0 micro-meters MIN NICKEL (UNDER PLATING)
		接点部 CONTACT	金めっき : 0.1 micro-meters MIN GOLD PLATING
3	ネイル NAIL	テール TAIL	
		下地めっき UNDER PLATING	ニッケルめっき(下地) : 1.0 micro-meters MIN NICKEL (UNDER PLATING)
		めっき PLATING	錫めっき : 1.0 micro-meters MIN MATTE TIN PLATING

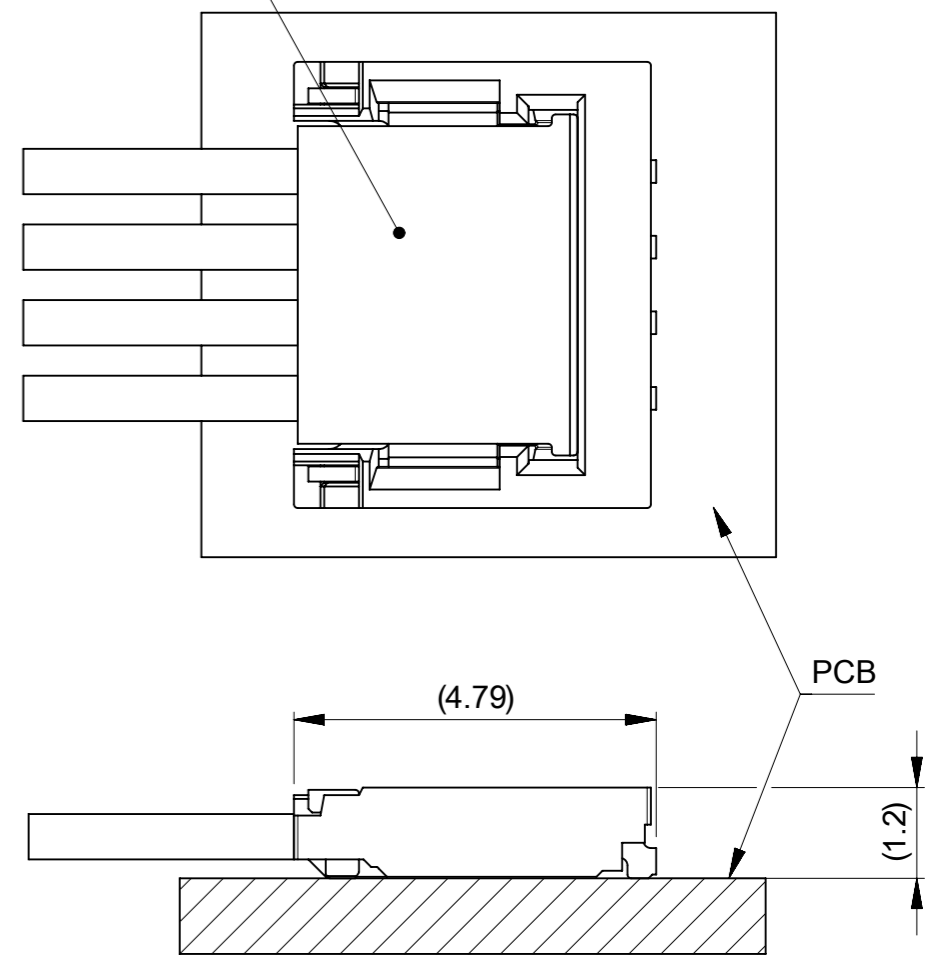
6.9	5	7.9	6
5.9	4	6.9	5
4.9	3	5.9	4
3.9	2	4.9	3
2.9	1	3.9	2
C	B	A	極数 CIRCUIT SIZE

THIS DRAWING CONTAINS INFORMATION THAT IS PROPRIETARY TO MOLEX ELECTRONIC TECHNOLOGIES, LLC AND SHOULD NOT BE USED WITHOUT WRITTEN PERMISSION

DIMENSION UNITS mm	SCALE NTS	CURRENT REV DESC:		molex									
GENERAL TOLERANCES (UNLESS SPECIFIED)		EC NO: 643659						PICO-EZMATE PLUS 1.0 W/B PLUG ASSEMBLY FOR GENERAL					
ANGULAR TOL ± 3.0°		4 PLACES ± 0.2		PRODUCT CUSTOMER DRAWING									
3 PLACES ± 0.2		2 PLACES ± 0.2		DOCUMENT NUMBER									
1 PLACE ± 0.2		0 PLACES ± 0.2		DOC TYPE DOC PART REVISION									
DRAFT WHERE APPLICABLE MUST REMAIN WITHIN DIMENSIONS		THIRD ANGLE PROJECTION		DRAWING		SERIES		MATERIAL NUMBER		CUSTOMER		SHEET NUMBER	
		A3-SIZE		212134		2121340000-SD		PSD 000		A		1 OF 3	



嵌合相手 : 212132 シリーズ
MATE WITH 212132 SERIES



嵌合図
MATED CONNECTORS

推奨基板レイアウト : 実装面側
(参考 : 基板厚1.0mm, メタルマスク厚さ0.1mm, マスク開口率100%)
POLARIZED RECOMMENDED PCB LAYOUT : COMPONENT SIDE
(REFERENCE: PCB THICKNESS 1.0mm, STENCIL THICKNESS 0.1mm, APERTURE RATIO 100%)

THIS DRAWING CONTAINS INFORMATION THAT IS PROPRIETARY TO MOLEX ELECTRONIC TECHNOLOGIES, LLC AND SHOULD NOT BE USED WITHOUT WRITTEN PERMISSION									
DIMENSION UNITS		SCALE		CURRENT REV DESC:					
mm		NTS		molex PICO-EZMATE PLUS 1.0 W/B PLUG ASSEMBLY FOR GENERAL PRODUCT CUSTOMER DRAWING					
GENERAL TOLERANCES (UNLESS SPECIFIED)									
ANGULAR TOL ± 3.0 °									
4 PLACES		± 0.2							
3 PLACES		± 0.2							
2 PLACES		± 0.2							
1 PLACE		± 0.2		EC NO: 643659		2019/03/18		DOCUMENT NUMBER	
0 PLACES		± 0.2		DRWN: SNAKAMURA08		2020/09/17		2121340000-SD	
DRAFT WHERE APPLICABLE MUST REMAIN WITHIN DIMENSIONS		THIRD ANGLE PROJECTION		DRAWING		SERIES		MATERIAL NUMBER	
				A3-SIZE		212134		SEE SHEET 3	
						CUSTOMER		SHEET NUMBER	
						GENERAL		2 OF 3	

DOCUMENT STATUS	P1	RELEASE DATE	2020/09/17	06:07:18
-----------------	----	--------------	------------	----------

