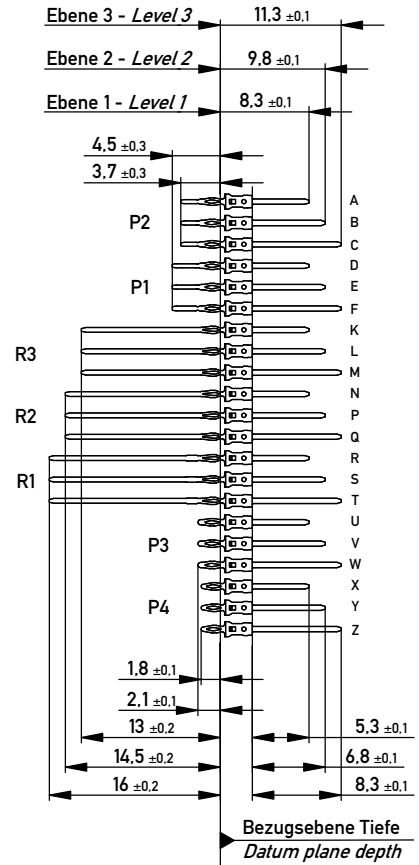
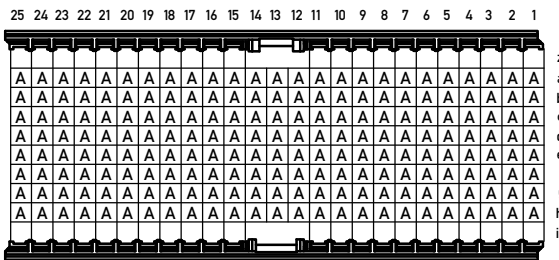
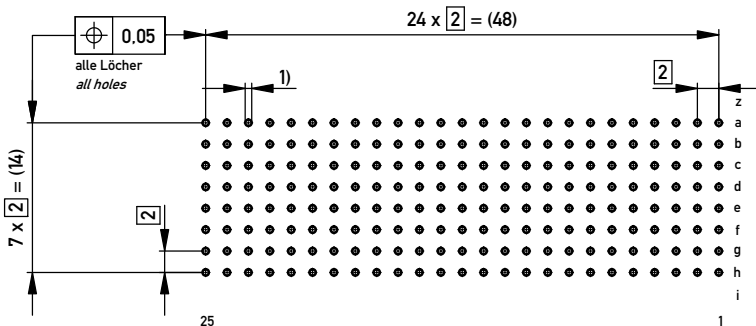


Bestückungsplan / *contact layout*



Lochbild für Leiterplatte  
*(Bestückungsseite)*

Board hole pattern  
*(Component mounting side)*



1)  $\varnothing 0,6 \pm 0,05$  Durchmesser des metallisierten Loches  
 $\varnothing 0,6 \pm 0,05$  Diameter of finished plated-through hole

Schichtaufbau im metallisierten Loch siehe Zeichnung 164062 Nr.1  
*Metal plating of plated-through hole see drawing 164062 No.1*

Fehlende Maße und Angaben nach IEC 61076-4-101  
*Missing information and dimensions per IEC 61076-4-101*

Information: P2 Level 1 siehe Bestückungsplan / <i>see contact layout</i>	Tolerances	All Dimensions in mm	Scale 2:1
	Designation <b>ERmet Messerleiste DE</b> <b>ERmet Male Type DE</b>		
All rights reserved. Only for Information. To ensure that this is the latest version of this drawing, please contact one of the ERNI companies before using.	Subject to modification without prior notice. Drawing will not be updated.		124335
Index	28.04.2015	www.ERNI.com	i A3
Class		ERMDE	

Copyright by ERNI Production GmbH & Co. KG  
Proprietary notice pursuant to ISO 16063 to be observed.