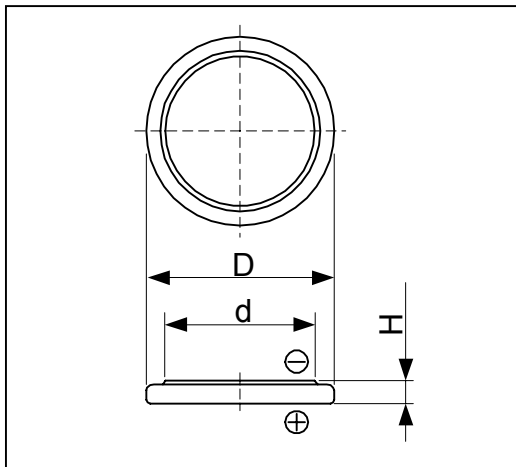


# Cell Type CR2430 Specifications



Nominal Capacity* <sup>1</sup>		280mAh
Nominal Voltage		3V
Standard Charge/Discharge Current		0.3mA
Max. Discharge Current	Continuous* <sup>2</sup>	5mA
	Pulse* <sup>3</sup>	50mA
Temperature Range		-20°C ~ 70°C
Weight		4.0g
Dimensions	D	24.5mm
	H	3.0mm
	d	20.0mm

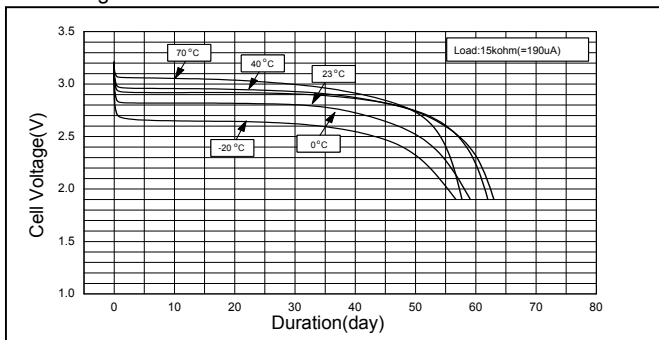
\*1 Nominal capacity is determined to an end voltage of 2.0V when the battery is allowed to discharge at a standard current level at 23°C.

\*2 Current value is determined to be the level at which 50% of the nominal capacity is obtained with an end voltage of 2.0V at 23°C.

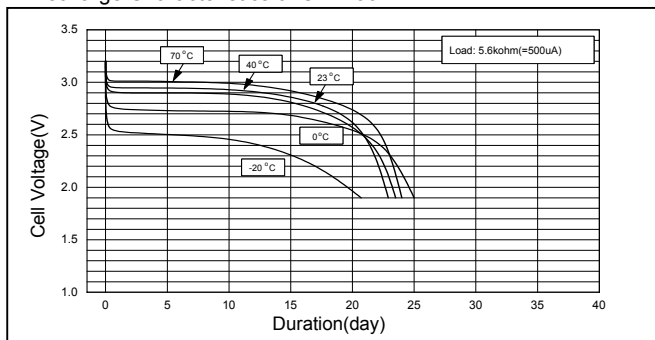
\*3 Current value for obtaining 2.0V cell voltage when pulse is applied for 15seconds at 50% discharge depth at 23°C.

## Typical Characteristics

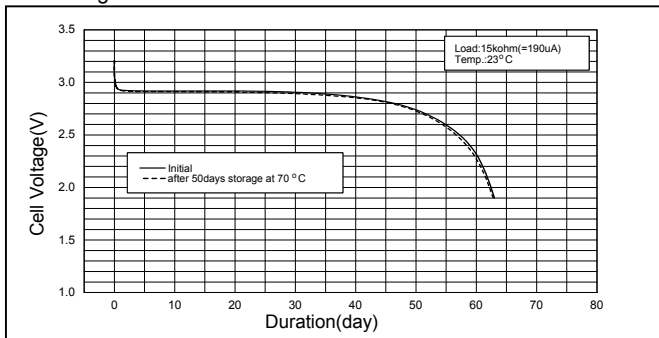
Discharge Characteristics of CR2430



Discharge Characteristics of CR2430



Discharge Characteristics of CR2430



Discharge Load vs. Capacity of CR2430

